

# Scientific Study of Brassinosteroids on Production of Fruit Crops: A Review

## ABSTRACT

Brassinosteroids (BRs) are considered as the sixth group of plant growth regulators with significant growth promoting activity in many horticulture and agriculture crops. This phytohormone was discovered from the pollen of *Brassica napus* L. on the basis of their ability to promote growth. Currently, more than 70 BRs have been isolated from different plant species, but only three viz., Brassinolide (BL), 24-Epibrassinolide (EBL) and 28-Homobrassinolide (HBL) are found to be the most biologically active forms and extensively used in various crops. They are eco-friendly, effective at very low concentration, cost effective and almost always have synergetic effect when interacts with other phytohormones. Owing to diverse physiological roles and cross talk with other hormones influence on plant growth and development, they are being collectively referred as 'pleiotropic phytohormone'. Although, BRs were discovered towards the end of twentieth century, but the dynamic applications and outcomes were reported mainly during the inception of twenty first century, hence BRs were termed as 'hormone of the twenty-first century'. The application of BRs at different growth stages have been reported to positively influences such as nutrients uptakes, growth, yield and quality attributes on many fruit crops which includes tropical, sub-tropical and temperate fruit crops at very low concentrations have great roles in terms of growth, yield, fruit quality and stress tolerance mechanisms, which results to lucrative adventure of farming community. This review article will provide an elucidated insight into the application of BR in different fruit crops.

*Keywords: Brassinosteroids; brassinolide; 24-epibrassinolide; 28-homobrassinolide; phytohormones; application; growth; yield.*

**Please serially arrange all the References**

## 1. INTRODUCTION

Several well-established strategies are there to enhance the quality and productivity of different fruit crops for various geographical locations such as selection of varieties [37,23,81], training, pruning [35, 79], crop specific nutrient recommendation [71,72] etc. Among them exogenous application of various phytohormones have been found to be very effective. Recently, BRs application have been found to have practical implications in increasing the production of many fruit crops [97]. Brassinosteroids (BRs) are considered as the sixth group of plant growth regulators with significant growth promoting activity. This phytohormone was discovered from the pollen of *Brassica napus* L. on the basis of their ability to promote growth, Mitchell and co-workers identified a steroidal substance in the year 1970 and called it as 'brassins'. Later, it was chemically extracted by Grove et al. [33] from

bee-collected pollen of rapeseed plant (*Brassica napus* L.) which was named as 'brassinolide'. However, they could extract only 10 mg of a solid crystalline form of brassinolide (BL) from 230 kg of pollen grains.

The presence of brassinosteroids was reported both in lower and higher plants, especially in angiosperms, and in all plant organs with the highest BRs concentration in pollen and immature seeds of different plants. Currently, they are known to exist in 79 different plant species, including 24 algae, one bryophyte, one pteridophyte, and 53 angiosperms [15,13,87,86]. As of now, more than 70 BRs have been isolated from different plant species, out of which, only three viz., brassinolide (BL), 24-epibrassinolide (EBL) and 28-homobrassinolide (24-HBL) were found to be most biologically active. These are biosafe and eco-friendly phytohormones, which can be used in crop plants to improve growth,

yield and fruit quality [42], and they have been also reported several times to exhibit synergistic effect [73,4,52,18,63] and sometimes antagonistic cross-talks [16] with other phytohormones. Extensive studies on these chemicals' functions in plant growth and development have been carried out recently. Physiological processes, including from germination to senescence such as vascular tissue differentiation, floral reproduction, and even responses to abiotic and biotic stress [49,78,82,96,92,98,101,111,14]. BRs separation, detection, and characterisation from composite plant materials have been accomplished by the use of a variety of analytical techniques, including bioassay-based approaches, Gas Chromatography–Mass Spectrometry (GC-MS), Liquid Chromatography–Mass Spectrometry (LC-MS), Ultra-Performance Liquid Chromatography–Mass Spectrometry (UPLC-MS), and High-Performance Liquid Chromatography (HPLC) [48].

The transcript expression of genes involved in auxin biosynthesis, transport, positive signal transduction, and gibberellin biosynthesis got elevated in response to exogenous brassinosteroid treatment. As auxin, gibberellin, and brassinosteroid-related genes all responded quickly to brassinazole and brassinosteroid treatments, suggested that BR and IAA or GA were cross-talking [112]. Owing to multiple and diverse physiological roles BRs are being collectively referred to as 'pleiotropic phytohormones' [12]. Even though, BRs were discovered towards the end of twentieth century, however, the dynamic applications and outcomes were reported mainly during the inception of twenty first century, hence BRs were termed as 'hormone of the twenty-first century'. The objective this review is to insight on roles and potential applications of BRs on fruit crops for improving the growth, yield, quality, and tolerance to stresses.

## **2. CHEMICAL NATURE OF BRASSINOSTEROIDS (BRS)**

Naturally occurring BRs are polyhydroxylated steroidal hormones, which have common 5 $\alpha$ -cholestane skeleton. Based on the alkyl-substitutions in the side chain, BRs have been classified as C-27, C-28 and C-29 compounds and oxygen at C-6 and hydroxyl group on the side chain at C-22 and C-23 positions which are essential for activity of BRs [12]. The basic structure of C-27-BRs is 5 $\alpha$ -cholestane skeleton, C-28-BRs is 5 $\alpha$ -ergostane, and C-29-BRs is 5 $\alpha$ -stigmastane and differences in the structure of these hormones are due to the type and

orientation of oxygenated functions in the A- and B-ring, as well as the number and position of functional groups in the side chain of the molecule. These modifications arise during oxidation and reduction reactions. Based on the cholesterol (CR) side chain, BRs are divided by different substituents into C-23, C-24, C-25, 23-oxo, 24S-methyl, 24R-methyl, 24-methylene, 24S-ethyl, 24-ethylidene, 24-methylene-25-methyl, 24-methyl-25-methyl; without substituent at C-23, without substituent at C-24 and without substituents at C-23, C-24. BRs can also conjugate with glucose and fatty acids [115].

Several BRs have been extracted from a large number of plant species, as these steroidal chemicals are very ubiquitous in distribution throughout the plant taxa, including fruit crop species. These growth-inducing steroidal hormones were isolated from different plant parts such as stem, leaf, root, flower, anthers, pollen grains and seed. In addition, BRs have also been extracted from crown galls of chestnut plant. The highest BR-concentrations were measured in pollen and immature seeds [12].

## **3. BIOSYNTHESIS PATHWAY OF BRASSINOSTEROID**

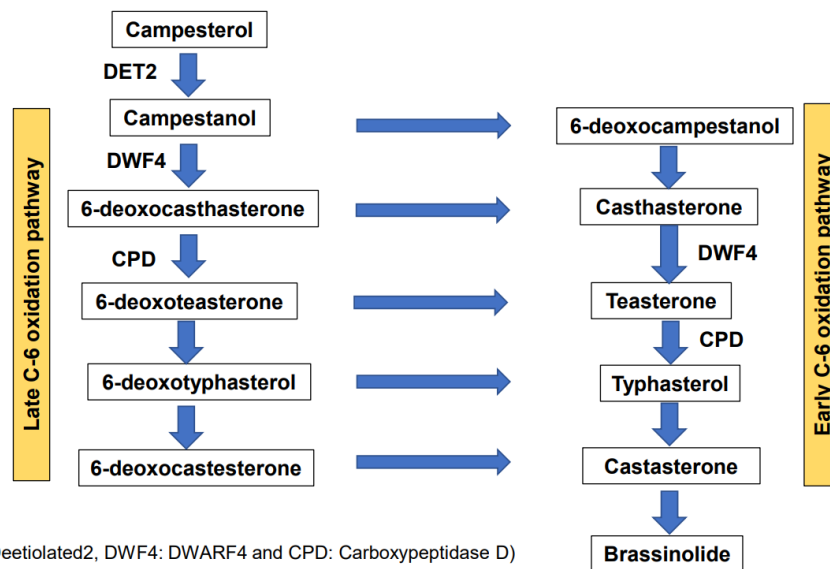
The brassinolide biosynthesised by campesterol is changed to campestanol, which is again metabolized to castasterone via bifurcation of the early or late C6 oxidation pathway and many intermediate compounds are produced before castasterone with the assistance of enzymes such as Deetiolated2 (det2), DWARF4 (dwf4) and Carboxypeptidase D (cpd).

The early C-6 oxidation pathways undergoes C-6 oxidation ahead of C-22 oxidation and late C-6 oxidation pathway hydroxylates C-22 ahead of C-6 oxidation. The late C-6 oxidation pathway plays a prominent role during photomorphogenesis, whereas the parallel early C-6 oxidation dominates during skotomorphogenesis [12].

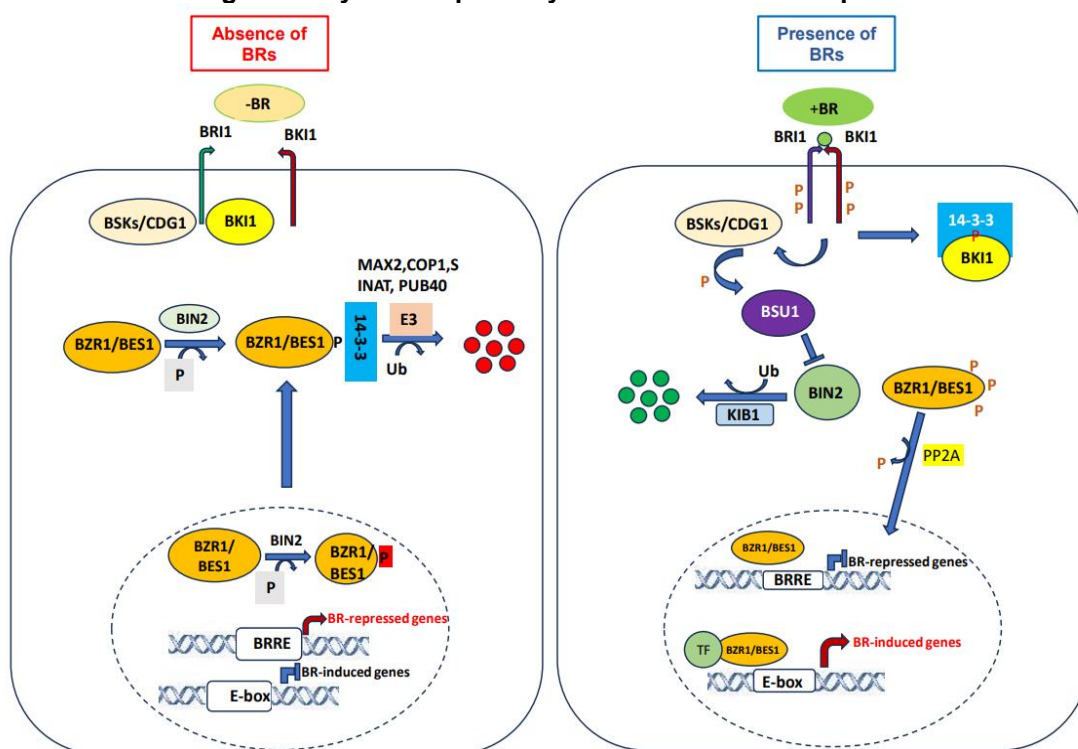
## **4. SIGNALLING PATHWAY IN THE PRESENCE AND ABSENCE OF BRS [51]**

In the presence of brassinosteroids, the binding of BR to the BRI1 receptor and its co-receptor, BAK1, resulted in the dissociation of BKI1 from BRI1 and enhanced trans-phosphorylation of BRI1 to BAK1. These events lead to full activation of the BRI1-BAK1 receptor complex, which transfers the signal through phosphorylation to BSK1 and CDG1. Once

activated, BSK1 or CDG1 promote the activation of the BSU1 phosphatase, which mediates



**Fig. 1. Biosynthesis pathway of brassinosteroid in plant**



**Fig. 2. Signalling pathway in the presence and absence of BRs in plants**

*BRI1*: BR Insensitive 1; *BAK1*: *BRI1* Associated Receptor Kinase 1; *BKI1*: *BRI1* Kinase Inhibitor1; *BSK1*: BR Signaling Kinase 1; *CDG1*: Constitutive Differential Growth 1; *BSU1*: *BRI1* Suppressor 1; *BIN2*: BR Insensitive 2; *BZR1/2*: Brassinozole Resistant 1/2; *PP2A*: Protein Phosphatase 2A

the dephosphorylation and inactivation of BIN2. The degradation of BIN2 will be mediated by the E3 ligase KIB1. In the meantime, activation of BZR1 and BES1 occurs with the help of PP2A by dephosphorylation, which allows the entry of certain transcription factors into the nucleus that

can bind to the DNA (BRs response genes). BRs participate in diverse activities of plant growth and development. Plants which lack BR biosynthesis and/or have a malfunction in the BR signal transduction pathway, exhibits numerous abnormal developmental phenotypes. So, this

marks the significance of BR biosynthesis and their signal transduction pathway in controlling various biological processes in plants [104]. Hence, with the help of various biotechnological approaches like genetical, molecular and genomic studies, several components involved in BRs signalling pathway have been identified. A number of physiological phenomena in plants including cell elongation, root development, anther and pollen development, stem elongation, vascular differentiation *etc.* are influenced by the presence of BRs. During the absence of BR, the phosphorylated BZR1/2 are retained in the cytoplasm by 14-3-3 protein and inactivates their DNA binding activity [93].

## **5. BRS AND PHYSIOLOGICAL PROCESSES**

### **5.1 Photosynthesis**

- a) Alleviates the effect of photoinhibition by significantly enhancing the photochemical efficiency of photosystem II (PSII) [3].
- b) Significantly increases the photosynthetic activity of many plants under stress which include drought, high or low temperature, salinity or heavy metals and low light intensity [83].
- c) Increases the quantity of antioxidant enzymes and enzymes of the Calvin cycle, thus protecting the photosynthetic apparatus under cold stress [46].
- d) Promote growth by activating and regulating enzymes functioning in photosynthesis like Rubisco. Additionally, BR maintains thylakoid membrane stability and regulates chlorophyll molecules by controlling the activity of the chlorophyllase enzyme [102].

### **5.2 Nutrient Uptake and Ionic Balance**

Brassinosteroids increased the uptake of essential inorganic ions, decreased toxic ion accumulation, and promoted ion homeostasis [56]. Application of BR also enhanced the activities of Ca<sup>2+</sup>-ATPase and H<sup>+</sup>-ATPase in leaves and roots, which are responsible for regulating electrochemical gradient to maintain ionic balance to overcome the adversities of stress conditions [83].

### **5.3 Hormonal Metabolism**

Under stress, BRs induced the endogenous production level of ethylene, jasmonic acid, and salicylic acid and cross-talk among these hormones in stimulating signalling pathways [99]. Application of BRs regulated the accumulation of zeatin riboside, indole acetic acid, and abscisic acid [7]. Reports have confirmed that BR and ABA regulated the expression of different stress-related genes in many plants [114].

## **6. VERSATILE ROLE OF BRS IN PLANTS**

Brassinosteroids perform a versatile role in plant growth and development by influencing seed germination, cell division and elongation, photomorphogenesis, root development, stomatal development, secondary metabolism, stress tolerance (biotic and abiotic) and pollen tube formation, thus ultimately leading to an increased crop yield [38].

## **7. NATURAL OCCURRENCE OF BRS IN VARIOUS FRUIT CROPS**

Though BRs was discovered in pollens of *Brassica napus*, but its different types were later identified in different organs of various fruit crops [39].

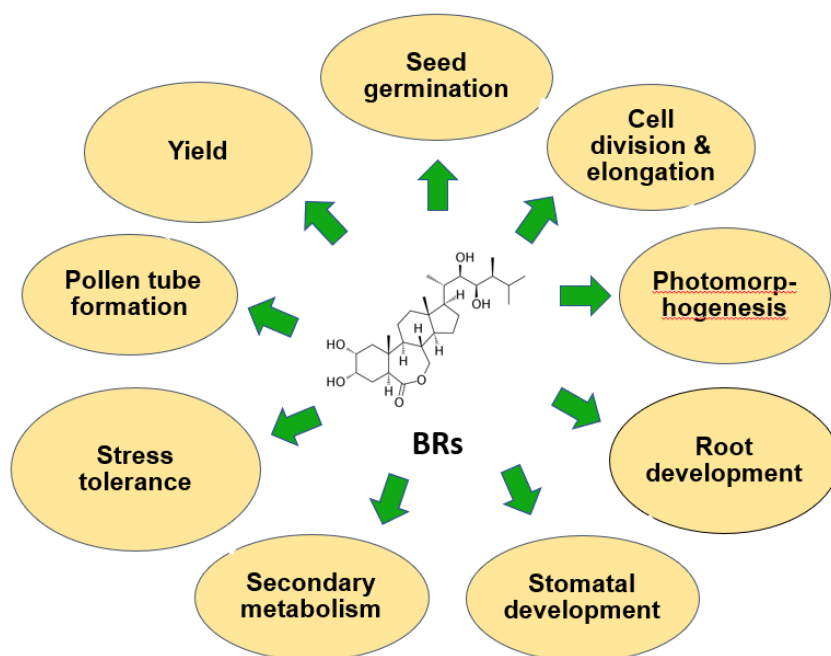


Fig. 3. Versatile role of BRs in plants

Table 1. Natural occurrence of Brs in various fruit crops

Sl. no	Fruit crop	Plant part	Type of BRs
1	Loquat	Flower buds	CS
2	Satsuma mandarin	Pollen	BL
3	Sweet orange	Pollen	BL, CS
4	Bael	Leaves	24-EBL
5	Chestnut	Galls	CS, BL, 6-deoxo CS
6	Date palm	Pollen	24-epiCS

(CS: Castasterone, BL: Brassinolide, 24-EBL: 24-Epibrassinolide)

According to [90] the samples containing BRs were purified and quantified using Gas Chromatography–Mass Spectrometry with Selected Ion Monitoring (GC–MS–SIM).

## 8. METHODOLOGICAL STUDIES OF BRASSINOSTEROIDS ON GROWTH AND YIELD OF FRUIT CROPS

### 8.1 Mango

According to Meena et al. [65] reported that after the application of BRs (80 ng/g) in mango, fruits exhibited better physical parameters and sensory scores without developing any jelly seed symptoms. In another experiment, exogenous application of EBR at optimal concentration was found to be effective for improving resistance against anthracnose caused by *Colletotrichum gloeosporioides* in mango fruit. The mode of action was by activating defense-related enzymes, increasing total phenols, flavonoids, lignins, and propectin levels, suppressing pectin

hydrolases, and controlling Reactive Oxygen Species (ROS) levels and antioxidant enzyme activities in fruits of mango [84]. An experiment conducted by Zaharah [107] revealed that the application of 24-Epibrassinolide (Epi-BL or EBL) resulted in enhanced ripening, fruit softening and colour development, increased ethylene and respiration rate in mango.

When Epi-BL was administered after harvest, both the respiration rate and climacteric ethylene production increased. It accelerated fruit softening, colour development as well as fruit ripening without sacrificing the quality of mature mango fruits [106]. One time application of BR enhanced the per tree production of mango cultivar Ataulfo two applications boosted blooming and fruit set [2].

### 8.2 Banana

In order to improve the stress tolerance ability of banana plants under drought, 30 mgL<sup>-1</sup> of EBL application was recommended, as it boosted the

antioxidant activity, and successfully decreased the plant oxidative stress, which further helped in preserving chloroplast integrity and enhancing photosynthetic capability, which enhanced plant growth, development, and production [41]. When BR was applied in conjunction with a mineral mixture, bananas' primary development features, physiological traits and their ability to withstand water stress were improved [109]. Application of 6 g/L BR increased plant height as well as pseudo-stem diameter of Berangan banana during 3<sup>rd</sup> week to 8<sup>th</sup> week compared to other treatments [110]. Rajan et al. [77] reported that the application of BR at 2 ml L<sup>-1</sup> as spray, first at complete opening of the bunch and then at 20 days after first spray resulted in banana bunches with higher bunch size (length and girth), finger size (length and girth), finger weight, and bunch weight.

### 8.3 Papaya

As per [61] proved that the combination of nutrients, particularly B, Zn, and K and BR as foliar treatment was advantageous for accelerating fruit growth in papaya resulting in good quality fruits. According to the findings of [85], the use of BR and TIBA led to an augmentation in the number and weight of papaya fruits, which in turn increased the overall yield. [24] found that the foliar application of BR on the entire canopy led to an increase in plant height, emergence of hyponastic leaves and induced a delay in both leaf senescence and subsequent leaf abscission. Mutum [69] found that foliar application of BRs was the best as it gave positive results in terms of yield, flowering, fruit set, fruit maturity, and fruit weight compared to other treatments. [64] observed that BR and ethylene (ET) can jointly regulate mitochondrial pathways in papaya fruit.

### 8.4 Pineapple

The combination of 2 mgL<sup>-1</sup> BRs and 200 mgL<sup>-1</sup> NAA when applied to pineapple plants, gave the highest crown weight, fruit weight, fruit diameter, fruit length, peel thickness, TSS and ratio of TSS/titrable acidity [22]. Yasser-Lorente et al. [105] observed that Biobras-16, a brassinosteroid analogue had a positive impact on the growth of pineapple cv. MD-2 by enhancing plant fresh weight, root number, and leaf morphology. Notably, it increased crown fresh weight without affecting fruit/crown ratios or chemical-physical characteristics, suggesting its potential as a growth promoter. [42] illustrated a promising effect of the application of DA-6 and COS in bolstering the drought resistance of

pineapple plants. This positive effect was attributed to their impact on bromelain activity and mitigation of oxidative stress.

According to dos Santos [26] found that applying brassinosteroids with or without humic acid, reduced the root growth of pineapple var. Victoria, but increased leaf area and nutrient levels, influencing the yield. Freitas et al. [27] demonstrated that brassinosteroid positively influenced axillary bud development in pineapple stems by breaking dormancy and enhancing length, diameter, leaf number, fresh weight, and dry weight of aerial shoots, contributing to overall growth and yield.

### 8.5 Guava

Good quality seedlings of guava (BRS Guaraca) were produced by the application of Biobras-16 at concentrations of 0.3 to 0.6 mgL<sup>-1</sup>, as it significantly influenced root and shoot growth of guava seedlings [25].

### 8.6 Sugar Apple

A study was conducted by Mostafa et al. [68] for two years to evaluate the effect of brassinosteroids and gibberellic acid on ten-year old sugar apple trees. They observed that combined foliar application of 1000 mgL<sup>-1</sup> GA<sub>3</sub> and 0.5 mgL<sup>-1</sup> BR at anthesis stage and then repeating the spray five times at weekly interval had positive effect on fruit set percent, total number of fruits, fruit yield, net income and fruits with lesser number of seeds.

As per [17] reported that plants which were sprayed with BR at 0.2 ppm during vegetative, flower initiation and fruit setting stages and were observed to have the highest specific leaf weight, total leaf chlorophyll content both in vegetative and reproductive stages. It gave highest yield per hectare when compared to remaining treatments.

### 8.7 Acid Lime

Application of BR at 15 ppm during petal fall, fruit development and fruit maturation stages of acid lime notably increased the fruit weight over control [103].

### 8.8 Mandarin Orange

The application of EBL at 5mgL<sup>-1</sup> induced disease resistance in Satsuma mandarin by modulating stress related genes [113]. Gutierrez-Villamil et al. [36] found that foliar application of

BR and its analogues i.e. DI-31 reduced chilling injury in 'Arrayana' mandarin peels. This effect was attributed to diminished electrolyte leakage, membrane integrity and increased antioxidant activity and phenol content during cold storage and shelf life. The application of BR at a concentration of 2 ppm resulted in highest survival percentage and favourable vegetative growth parameters in Nagpur Orange, which included survival percentage, plant height, number of leaves per plant, number of branches per plant, stem girth, plant spread, leaf area and chlorophyll content [62].

### 8.9 Sweet Orange

As per [28] reported that BR not only preserved the sweet orange quality by reducing lipid peroxidation and hydrogen peroxide content but also improved the orange fruit's resilience to cold stress, consequently enhancing overall fruit quality.

### 8.10 GRAPES

Foliar spray of 0.2 mgL<sup>-1</sup> of EBL at 7 days after fruit set, at veraison stage and 30 days after veraison significantly increased fruit yield per vine and anthocyanin content of fruits in grape cv. Alphonse Lavallee [11]. Recent evidences suggested that BRs are also involved in the ripening of grapes, a non-climacteric fruit [89]. Luan et al. [59] and Champa et al. [20] reported that exogenous application of BRs at 0.4 mgL<sup>-1</sup> increased cluster weight, berry weight, length and breadth, berry firmness, reduced berry softening, stabilized anthocyanins, increased total phenolics, reduced berry shatter, suppressed decay, increased anthocyanin biosynthesis, reduced respiration rate and ethylene level during storage. Liu et al. [57] reported that spraying of 24-epibrassinolide at 0.4 mgL<sup>-1</sup> reduced berry drop, increased fruit firmness, reduced rates of respiration and rates of ethylene production during storage, decreased berry decay, increased quality attributes and controlled grey mould of table grape berries.

According to Ghorbani et al. [29] demonstrated that application of BR during post-bloom stage and veraison stage significantly enhanced berry quality and maximum total phenol and antioxidant content in grapes var. Thompson Seedless. As per [44] observed that even applying a lower concentration of BR led to formation of elongated clusters in grapes. According to Li et al. [55], application of BR significantly regulated both external and internal

fruit quality. Kshirsagar et al. [53] discovered that utilizing GA<sub>3</sub> in conjunction with BR and BA (6-Benzylaminopurine or benzyl adenine) proved to be successful in promoting cell elongation and division. This resulted in enhanced berry size, increased yield, and improved quality of grapes cv. Thompson Seedless.

### 8.11 Litchi

Exogenous application of Brassinolide (BL) was effective in influencing all physico-chemical properties of litchi fruit cv. Bombai [30]. The spray of the BL solution on litchi leaves before blossom at 0.5mg, 0.75 and 1.0 mgL<sup>-1</sup> reduced fruit cracking rate and increased the commercial value of litchi fruit. Hence, it revealed the potential to form a standard commercial practice [74].

### 8.12 Pomegranate

The foliar treatment of 28-Homobrassinolide (HBL) at bud break influenced the growth of floral parts in bisexual flowers of pomegranate [31]. Spraying of 24-Epi-brassinolide (EBR) during the week just before full bloom, 4 weeks after full bloom and before the arils fully matures were reported not only to increase the efficiency of Ca and B in improving the aril browning disorder, but also to improve the pollen function and the fruit quality indices like fruit total soluble solids (TSS), total anthocyanin, phenolic and flavonoid content in 'Rabab' pomegranate [91].

Spraying at 0.3 mgL<sup>-1</sup> brassinolide gave maximum shoot length, highest leaf area, leaf nitrogen content and highest leaf phosphorous content [9]. The highest fruit set and minimum flower drop was recorded with the application of Vipul + HBL (1.5+5 ml L<sup>-1</sup>) at 45 days after bud burst and at 10 days after fruit set [1]. The combined application of chitosan+10 and 15 µM EBR had a considerable effect on the fruit quality of late-harvested pomegranate fruit [70].

### 8.13 Passion Fruit

The brassinosteroid analogue was considered to be more efficient in increasing yield and soluble solid contents in yellow passion fruit when applied for three consecutive weeks after the appearance of the first flower [32]. The positive effect of the BR on the height, leaf area, fresh and dry masses of plants at different levels of irrigation was reported [47].

### 8.14 Phalsa

The combined application of BR and salicylic acid (SA) recorded maximum number of canes per bush, number of sprouted shoots per cane, length of shoots (cm), number of fruiting nodes per shoot, TSS (°Brix), fresh weight, juice percent and fruit yield [95].

### **8.15 Ber**

In addition to delaying the senescence, brassinosteroids at a concentration of 5 µM inhibited incidence of blue mould and rot in Chinese ber [113].

### **8.16 Strawberry**

According to Khatoon et al. [50] reported that when strawberry cv. Winter Dawn plants were sprayed with 0.2 ppm BR at vegetative, flowering and fruit setting stage, resulted in significant increase in total leaf chlorophyll content both in vegetative and reproductive stages, higher specific leaf weight (SLW) in vegetative, flowering as well as fruit setting stage which finally led to increased fruit yield and better quality fruits in terms of higher TSS: acid ratio, reducing sugar and total phenol content. The investigation also confirmed that the action of BR was very quick. As per [40] reported that the exogenous application of BRs improved the number of leaves, petiole length, total leaf area and number of crowns in strawberry.

BRs plays an important role in strawberry fruit ripening, and in early fruit development [19]. Brassinosteroid played a beneficial role in reducing phenolic content of strawberry mainly in the red stage [10]. Foliar application of EBL could be used to increase yield and nutritional quality of strawberry [5]. The results indicated that the foliar spray of EBL on strawberry significantly modulated the pattern and rate of fruit growth, decreased the fruit growth duration, improved yield, quality of fruits, and enhanced the precocity rate [108].

### **8.17 Apple**

The pre-treatment with BR at 0.05 and 0.10 ppm concentration prior to imposing water stress helped in minimizing the deleterious effects of water stress on apple varieties i.e. Super Chief and Red Chief, however 0.05 ppm was more effective in counteracting the effect of water stress. Traits like plant height, leaf area, root-shoot fresh and dry weight and root to shoot ratio showed reductions under water stress conditions. Transpiration rate was also found to decrease under water stress conditions [88].

Foliar spray of BR (0.05 ppm) before the imposition of stress minimized the deleterious effects of water stress on apple plants [54].

The exogenous application of BR increased the expression levels of genes involved in cell proliferation. Treatments with auxin, gibberellin and brassinosteroid also affected the growth of apple trees and increased the expression of genes associated with cell growth and metabolism. These findings suggest that the interaction of gibberellin, auxin, and brassinosteroid controls growth in apple trees [112]. In conformity with [75] demonstrated that a fluoro derivative of 28-homocastasterone stimulated branch elongation in *in-vitro* grown shoots of apple rootstock (*Malus prunifolia*).

### **8.18 Pear**

The time of application plays a crucial role in deciding the desirable output and the combined application of gibberellin and brassinosteroid either at GA<sub>3</sub> (100 ppm)+BR (1 ppm) or GA<sub>3</sub> (50 ppm)+BR (0.5 ppm) as pre-harvest spray at 15 days interval starting from the petal fall stage may be recommended for improving the fruit quality of Gola pear in Tarai region [94]. As specified by [45] observed that exogenous BR treatment suppressed ethylene production and delayed fruit ripening, whereas treatment with a BR biosynthesis inhibitor promoted ethylene production and accelerated fruit ripening in pear, hence BR has been suggested as a ripening suppressor.

### **8.19 Peach**

Application of BL (Millagrow at 0.2%) and hydrogen cyanamide (Dormex @ 0.5%) accelerated flowering and yield in peach cv. "Florida Prince" (*Prunus Persica* L. Batch) [66].

### **8.20 Apricot**

In accordance with [6] reported the usage of BR at 2 mg L<sup>-1</sup> as an ecofriendly way to improve the growth, yield and quality of fruits in apricot.

### **8.21 Sweet Cherry**

In conformity with [60] reported that the application of brassinosteroid in cherry enhanced red colour development. In another experiment by [80], foliar applications of BR at 0.75 mg L<sup>-1</sup> along with postharvest application of BR 0.1 mg L<sup>-1</sup> and pre-harvest application of BR 0.75 mg L<sup>-1</sup> along with postharvest application of BR 0.2 mg L<sup>-1</sup> increased fruit colour of sweet cheery var.

'Tak Danehe Mashhad'. It exhibited increased anthocyanin content, organic acids, ascorbic acid, phenol content, increased fruit weight, diameter and length with greater fruit firmness at harvest and storage.

## 8.22 Kiwi

The application of sodium nitroprusside (SNP) and 24-epibrassinolide (EBR) increased relative water content, photosynthetic pigment content and photosynthetic capacity of leaves, thus promoting root growth and biomass accumulation while decreased MDA, H<sub>2</sub>O<sub>2</sub> and relative electrolyte leakage [100]. According to [21] reported that BR treatment improved salt tolerance in 'Hongyang' kiwifruit plants. In addition, the transcriptome data showed that there may be multiple genes involved in the regulation of salt tolerance by BRs and these were involved in enhanced photosynthesis, reduced H<sub>2</sub>O<sub>2</sub> content, and reduced Na<sup>+</sup>/K<sup>+</sup> in leaves, alleviating the salt stress injury. EBR at a concentration of 5 µM delayed the senescence in 'Huayou' kiwifruit during ambient storage. EBR-mediated senescence may be related to its capacity to maintain membrane lipid integrity, inhibit starch conversion as well as weaken the futile cycle of sucrose synthesis and degradation [58].

## 9. CONCLUSION

It can be concluded that in addition to the classical growth hormones, BRs and their analogues which forms the sixth group of phytohormones, have successfully proved their crucial role in modern fruit production. Enhancing the productivity, quality and modulating the ripening physiology of the fruit are the major concerns of the fruit growers. The natural phytochemicals produced endogenously during fruit development by playing a vital role in regulating the various process involved in fruit development, ripening and quality. Whereas exogenous application of BRs specifically influences the physiological processes during the different growth period of fruit production resulting in enhanced fruit quality, yield and by also influencing the defence mechanism to tolerate various biotic and abiotic stresses. Thus, it can be considered as a game changer in the modern fruit industry.

## 10. FUTURE PROSPECTS

- Dosage and stage of application of BRs on higher plants including all fruit crops has to be standardized.

- Studies on the possibility of using BRs in imparting freezing and heat tolerance capacity in fruit crops has to be conducted.
- In-depth studies on cross-talks of BRs with other PGRs has to be carried out.
- Research has to be conducted to find out the mechanism behind the role of BRs in extending the shelf life of fruits.

## COMPETING INTERESTS

Authors have declared that no competing interests exist.

## REFERENCES

1. Abubakar AR, Ashraf N, Ashraf M. Effect of plant biostimulants on growth, chlorophyll content, flower drop and fruit set of pomegranate cv. Kandhari Kabuli. *International Journal of Agriculture, Environment and Biotechnology*. 2013;6(2):305-309.
2. Aguirre-Medina JF, Hernandez-Hernandez F, Sandoval-Esquivel A, Arevalo-Galarza L, Coss A, Gehrke-Velez MR. Application of a steroidal hormone affects fruit yield and quality in 'Ataulfo' mango (*Mangifera indica* L.). *Indian Horticulture Journal*. 2015;5(3):86-92.
3. Ahammed GJ, Li X, Xia XJ, Shi K, Zhou YH, Yu JQ. Enhanced photosynthetic capacity and antioxidant potential mediate brassinosteroid-induced phenanthrene stress tolerance in tomato. *Environmental Pollution*. 2015;201:56-58.
4. Ahanger MA, Mir RA, Alyemeni MN, Ahmad P. Combined effects of brassinosteroid and kinetin mitigates salinity stress in tomato through the modulation of antioxidant and osmolyte metabolism. *Plant Physiology and Biochemistry*. 2020;147:31-42.
5. Ali MN, Serce S. Vitamin C and fruit quality consensus in breeding elite European strawberry under multiple interactions of environment. *Molecular Biology Reports*. 2022;49(12):11573-11586.
6. Al-Saif AM, Sas-Paszt L, Awad RM, Mosa WF. Apricot (*Prunus armeniaca*) Performance under Foliar Application of Humic Acid, Brassinosteroids, and Seaweed Extract. *Horticulturae*. 2023;9(4): 519.
7. Anwar A, Yumei L, Rongrong D, Longqiang B, Yu Xianchang, Li Yansu. The physiological and molecular mechanism of brassinosteroid in response to stress: A review. *Biological Research*. 2018;51:46.

8. Arantes MBDS, Marinho CS, Gomes MDMDA, Santos RFD, Galvao SP, Vaz GP. Brassinosteroid accelerates the growth of Psidium hybrid during acclimatization of seedlings obtained from minicuttings. *Pesquisa Agropecuária Tropical*. 2021;50:64743.
9. Assi NN, Zahwan TA. Response of pomegranate trees to herd manure addition and spraying with fulvic acid and brassinolide. In *IOP Conference Series: Earth and Environmental Science*. 2023; 1262(4):042071.
10. Ayub RA, Reis L, Lopes PZ, Bosetto L. Ethylene and brassinosteroid effect on strawberry ripening after field spray. *Revista Brasileira de Fruticultura*. 2018;40.
11. Babalik Z, Demirci T, Asci OA, Baydar NG. Brassinosteroids modify yield, quality, and antioxidant components in grapes (*Vitis vinifera* cv. Alphonse Lavallee). *Journal of Plant Growth Regulation*. 2020;39:147-156.
12. Baghel M, Nagaraja A, Srivastav M, Meena NK, Senthil-Kumar M, Kumar A, Sharma RR. Pleiotropic influences of brassinosteroids on fruit crops: A review. *Journal of Plant Growth Regulation*. 2019;87:375-388.
13. Bajguz A. Isolation and characterization of brassinosteroids from algal cultures of *Chlorella vulgaris* Beijerinck (Trebouxiophyceae). *Journal of Plant Physiology*. 2009;166:1946-1949.
14. Bajguz A, Hayat S. Effects of brassinosteroids on the plant responses to environmental stresses. *Plant Physiology and Biochemistry*. 2009;47:1-8.
15. Bajguz A, Tretny A. The chemical characteristic and distribution of brassinosteroids in plants. *Phytochemistry*. 2003;62:1027-1046.
16. Banerjee A, Roychoudhury A. Interactions of brassinosteroids with major phytohormones: Antagonistic effects. *Journal of Plant Growth Regulation*. 2018;37:1025-1032.
17. Barnes JD, Balaguer L, Manrique E, Elvira S, Davison AW. A reappraisal of the use of DMSO for the extraction and determination of chlorophylls a and b in lichens and higher plants. *Environmental and Experimental Botany*. 1992;32(2):85-100.
18. Brosa C. Biological effects of brassinosteroids. *Biochemistry and Function of Sterols*. 2020;201-220.
19. Chai YM, Zhang Q, Tian L, Li CL, Xing Y, Qin L, Shen YY. Brassinosteroid is involved in strawberry fruit ripening. *Plant Growth Regulation*. 2013;69:63-69.
20. Champa WAH, Gill MIS, Mahajan BVC, Aror NK, Bedi S. Brassinosteroids improve quality of table grapes (*Vitis vinifera* L.) ncv. Flame Seedless. *Tropical Agricultural Research*. 2015;26(2):368-379.
21. Chen C, Cheng D, Li L, Sun X, He S, Li M, Chen J. Physiological Characteristics and Transcriptome Analysis of Exogenous Brassinosteroid-Treated Kiwifruit. *International Journal of Molecular Sciences*, 2023;24(24):17252.
22. Chumpookam J, Aumkhrua T, Teankum S. Effect of brassinosteroids and 1-naphthalene acetic acid on fruit quality of 'Pattawia' pineapple [*Ananas comosus* (L.) Merr.]. In *International Symposium on GA3 Tropical Fruit (Guava, Wax Apple, Pineapple and Sugar Apple)*. 2015;1166: 125-130.
23. Dagneu A, Assefa W, Kebede G, Ayele L, Muluaem T, Mensa A, Kenbon D, Gabrekirstos E, Minuye M, Alemu A, Beker J. Evaluation of banana (*Musa* spp.) cultivars for growth, yield, and fruit quality. *Ethiopian Journal of Agricultural Sciences*. 2021;31(3):1-25.
24. De Assis-Gomes MDM, Pinheiro DT, Bressan-Smith R, Campostrini E. Exogenous brassinosteroid application delays senescence and promotes hyponasty in *Carica papaya* L. leaves. *Theoretical and Experimental Plant Physiology*, 2018;30:193-201.
25. De Souza Arantes MB, Marinho CS, De Assis Gomes MDM, Dos Santos RF, Galvao SP, Vaz GP. Brassinosteroid accelerates the growth of Psidium hybrid during acclimatization of seedlings obtained from minicuttings. *Pesquisa Agropecuaria Tropical*. 2020;50(1):e64743.
26. Dos Santos PC, De Carvalho AJC, Da Silva MPS, Pecanha DA, De Aviz Silva A, Ferraz TM, Freitas MSM. Humic acids and brassinosteroid application effects on pineapple plantlet growth and nutrition during the acclimatization phase. *African Journal of Agricultural Research*. 2018;13 (30):1523-1530.
27. Freitas SDJ, Santos PC, Berilli SDS, Lopes LC, De Carvalho AJC. Sprouting, development and nutritional composition of pineapple plantlets from axillary buds subjected to brassinosteroid. *Revista Brasileira de Ciências Agrárias (Agraria)*. 2014;9(1):19-24.
28. Ghorbani B, Pakkish Z. Brassinosteroid enhances cold stress tolerance of

- Washington Navel orange (*Citrus sinensis* L.) fruit by regulating antioxidant enzymes during storage. *Agriculturae Conspectus Scientificus*. 2014;79(2):109-114.
29. Ghorbani P, Eshghi S, Haghi H. Effects of brassinosteroid (24-epibrassinolide) on yield and quality of grape (*Vitis vinifera* L.) Thompson Seedless. *Vitis*. 2017;56(3): 113.
  30. Ghosh T, Panja P, Sau S, Datta P. Role of brassinolide in fruit growth, development, quality and cracking of litchi cv. Bombai grown in new alluvial zone of West Bengal. *International Journal of Bio-resource and Stress Management*. 2022;13(5):507-512.
  31. Gokbayrak Z, Engin H. Influence of plant growth regulators on sex differentiation and floral characteristics of pomegranate flowers: A case of brassinosteroids. *Acta Societatis Botanicorum Poloniae*. 2018;87(3):3589.
  32. Gomes MMA, Campostrini E, Leal NR, Viana AP, Ferraz TA, Siqueira LN, Rosa RCC, Netto AT, Nunez-Vazquez M, Zullo MAT. Brassinosteroid analogue effects on the yield of yellow passion fruit plants (*Passiflora edulis* f. *flavicarpa*). *Scientia Horticulturae*. 2006;110:235-240.
  33. Grove MD, Spencer GF, Rohwedder WK, Mandava N, Worley JF, Warthen Jr JD, Steffens GL, Flippen-Anderson JL, Cook Jr JC. Brassinolide, a plant growth-promoting steroid isolated from *Brassica napus* pollen. *Nature*, 1979;281(5728):216-217.
  34. Guimaraes GGF, Cantu RR, Scherer RF, Beltrame AB, Haro MMD. Banana crop nutrition: Insights into different nutrient sources and soil fertilizer application strategies. *Revista Brasileira de Ciencia do Solo*. 2020;44.
  35. Gutierrez-Gamboa G, Zheng W, De Toda FM. Current viticultural techniques to mitigate the effects of global warming on grape and wine quality: A comprehensive review. *Food Research International*. 2021;139:109946.
  36. Gutierrez-Villamil DA, Balaguera-Lopez HE, Alvarez-Herrera JG. Brassinosteroids improve postharvest quality, antioxidant compounds, and reduce chilling injury in 'Arrayana' mandarin fruits under cold storage. *Horticulturae*, 2023;9(6):622.
  37. Hada TS, Singh AK. Evaluation of mango (*Mangifera indica* L.) cultivars for flowering, fruiting and yield attributes. *International Journal of Bio-resource and Stress Management*. 2017;8(4):505-509.
  38. Hafeez MB, Zahra N, Zahra K, Raza A, Khan A, Shaukat K, Khan S. Brassinosteroids: Molecular and physiological responses in plant growth and abiotic stresses. *Plant Stress*. 2021;2: 100029.
  39. Hayat S, Ahmad A. Brassinosteroids: A class of plant hormone. Springer, Dordrecht; 2011.
  40. Pipattanawong N, Fujishige N, Yamane K, Ogata R. Effects of brassinosteroid on vegetative and reproductive growth in two day-neutral strawberries. *Japanese Society for Horticultural Science*. 1996;65: 651-654.
  41. Helaly MN, El-Hoseiny HM, Elsheery NI, Kalaji HM, De Los Santos-Villalobos S, Wróbel J, Hassan IF, Gaballah MS, Abdelrhman LA, Mira AM, Alam-Eldein SM. 5-Aminolevulinic acid and 24-epibrassinolide improve the drought stress resilience and productivity of banana plants. *Plants*. 2022;11(6): 743.
  42. Huang J, Shen B, Rao X, Cao X, Zhang J, Liu L, Li J, Mao J. Assessment of biological activity of 28-Homobrassinolide via a multi-level comparative analysis. *International Journal of Molecular Sciences*. 2023;24 (11):9377.
  43. Huang X, Rao G, Peng X, Xue Y, Hu H, Feng N, Zheng D. Effect of plant growth regulators DA-6 and COS on drought tolerance of pineapple through bromelain and oxidative stress. *BMC Plant Biology*, 2023;23(1):180.
  44. Isci B, Gokbayrak ZELIHA. Influence of brassinosteroids on fruit yield and quality of table grape Alphonse Lavallee. *Vitis*, 2015;54:17-19.
  45. Ji Y, Qu Y, Jiang Z, Yan J, Chu J, Xu M, Su X, Yuan H, Wang A. The mechanism for brassinosteroids suppressing climacteric fruit ripening. *Plant Physiology*. 2021;185(4):1875-1893.
  46. Jiang YP, Huang LF, Cheng F, Zhou YH, Xia XJ, Mao WH, Shi K, Yu J. Brassinosteroids accelerate recovery of photosynthetic apparatus from cold stress by balancing the electron partitioning, carboxylation and redox homeostasis in cucumber. *Physiologia Plantarum*. 2013; 148:133-145.
  47. Jimenez-Bohorquez EF, Díaz-Arias MA, Balaguera-Lopez HE. Exogenous brassinosteroids application in purple passion fruit plants grafted onto a sweet calabash passion fruit rootstock and under water stress. *Revista Colombiana de*

- Ciencias Hortícolas. 2024;18(1):16514-16514.
48. Kanwar MK, Bajguz A, Zhou J, Bhardwaj R. Analysis of brassinosteroids in plants. *Journal of Plant Growth Regulation*. 2017;36(1):1002-1030.
  49. Kanwar MK, Bhardwaj R. Arsenic induced modulation of antioxidative defense system and brassinosteroids in *Brassica juncea* L. *Ecotox Environ Safe*. 2015;115:119-125.
  50. Khatoun F, Kundu M, Mir H, Nahakpam S. Efficacy of foliar feeding of brassinosteroid to improve growth, yield and fruit quality of strawberry (*Fragaria xananassa* Duch.) grown under subtropical plain. *Communications in Soil Science and Plant Analysis*. 2021;52(8):803-814.
  51. Kim EJ, Russinova E. Brassinosteroid signalling. *Current Biology*. 2020;30(7):R294-R298.
  52. Kohli SK, Handa N, Sharma A, Kumar V, Kaur P, Bhardwaj R. Synergistic effect of 24-epibrassinolide and salicylic acid on photosynthetic efficiency and gene expression in *Brassica juncea* L. under Pb stress. *Turkish Journal of Biology*. 2017;41(6):943-953.
  53. Kshirsagar DB, Warusavitharana AJ, Tambe TB. Effect of cytokinins and brassinosteroid with gibberellic acid on yield and quality of Thompson Seedless grapes. In *International Symposium on Grape Production and Processing*. 2006;785:217-224.
  54. Kumari S, Thakur A, Singh N, Chandel JS, Rana N. Influence of drought stress and brassinosteroid on growth and physio-biochemical characteristics of apple plants. *Indian Journal of Horticulture*. 2020;77(1):88-93.
  55. Li J, Quan, Wang, Wang S. Brassinosteroid promotes grape berry quality-focus on physicochemical qualities and their coordination with enzymatic and molecular processes: A review. *International Journal of Molecular Sciences*. 2022;24(1):445.
  56. Liu J, Gao H, Wang X, Zheng Q, Wang C, Wang, X, Wang, Q. Effects of 24-epibrassinolide on plant growth, osmotic regulation and ion homeostasis of salt-stressed canola. *Plant Biology*. 2014;16(2):440-450.
  57. Liu Q, Xi Z, Gao J, Meng Y, Lin S, Zhang Z. Effects of exogenous 24-epibrassinolide to control grey mould and maintain postharvest quality of table grapes. *Journal of Food Science and Technology*. 2016;51(5):1236-1243.
  58. Lu Z, Wang X, Cao M, Li Y, Su J, Gao H. Effect of 24-epibrassinolide on sugar metabolism and delaying postharvest senescence of kiwifruit during ambient storage. *Scientia Horticulturae*. 2019;253:1-7.
  59. Luan LY, Zhang ZW, Xi ZM, Huo SS, Ma LN. Brassinosteroids regulate anthocyanin biosynthesis in the ripening of grape berries. *South African Journal of Enology and Viticulture*. 2013;34(2):196-203.
  60. Mandava B, Wang Y. Effect of brassinosteroids on cherry maturation firmness and fruit quality. *Acta Horticulturae*. 2016;1139:78.
  61. Manju V, Kumar S. A dynamic response of potassium and micro nutrients combined with brassinosteroids-a steroidal plant hormone, on accumulation of sugars in papaya cv. TNAU Papaya CO-8. *International Journal of Agricultural Science Research*. 2015;5(6):277-282.
  62. Marak RC, Mishra S, Bahadur V, Topno SE, Paul A. Establishment and effect of foliar application of brassinosteroids and salicylic acid on vegetative growth of Nagpur orange (*Citrus reticulata* Blanco). *Biological Forum - An International Journal*. 2021;13(3):2249-3239.
  63. Matusmoto T, Yamada K, Yoshizawa Y, Oh K. Comparison of effect of brassinosteroid and gibberellin biosynthesis inhibitors on growth of rice seedlings. *Rice Science*. 2016;23(1):51-55.
  64. Mazorra LM, Oliveira MG, Souza AF, Silva WBD, Santos GMD, Silva LRAD, Silva MGD, Bartoli CG, Oliveira JGD. Involvement of brassinosteroids and ethylene in the control of mitochondrial electron transport chain in postharvest papaya fruit. *Theoretical and Experimental Plant Physiology*. 2013;25:203-212.
  65. Meena NK, Asrey R, Singh S, Singh D, Paul V. Exogenous application of brassinolide affects ripening, phenotypic traits, jelly seed and sensory properties of 'Dashehari' mango at ambient storage. *Annals of Plant and Soil Research*. 2023;25(2):205-210.
  66. Mohamed SA, Sherif HM. Enhancing the performance of "Florda Prince" peach cultivar with growth promoter" brassinolide" and break agent" hydrogen cyanamide. *Journal of Horticultural Science and Ornamental Plants*. 2015;7(1):39-47.
  67. MohammadRezakhani S, Pakkish Z. Influences of brassinosteroids and hot water on postharvest enzyme activity and

- lipid peroxidation of lime (*Citrus aurantifolia* L.) fruit during storage at cold temperature. *International Journal of Horticultural Science and Technology*. 2017;4(1):57-65.
68. Mostafa LY, Kotb HR. Effect of brassinosteroids and gibberellic acid on parthenocarpic fruit formation and fruit quality of sugar apple (*Annona squamosa* L.). *Middle East Journal*. 2018;7(4):1341-1351.
  69. Mutum B, Maity U, Basak S, Laya B, Singh SD. Effect of plant growth regulator on flowering and yield attributes of papaya. In *Biological Forum*. 2018;13(3):627-630.
  70. Mwelase S, Fawole OA. Effect of chitosan-24-epibrassinolide composite coating on the quality attributes of late-harvested pomegranate fruit under simulated commercial storage conditions. *Plants*. 2022;11(3):351.
  71. Naik SK, Bhatt BP. Diagnostic leaf nutrient norms and identification of yield-limiting nutrients of mango in Eastern plateau and hill region of India. *Communications in Soil Science and Plant Analysis*. 2017;48(13):1574-1583.
  72. Nyombi K. Diagnosis and management of nutrient constraints in bananas (*Musa spp.*). Elsevier, In *Fruit Crops*. 2020;651-659.
  73. Park CH, Park YJ, Youn JH, Roh J, Kim SK. Brassinosteroids and salicylic acid mutually enhance endogenous content and signalling to show a synergistic effect on pathogen resistance in *Arabidopsis thaliana*. *Journal of Plant Biology*. 2023;66(2):181-192.
  74. Peng J, Tang X, Feng H. Effects of brassinolide on the physiological properties of litchi pericarp (*Litchi chinensis* cv. nuomoci). *Scientia Horticulturae*. 2004;101(4):407-416.
  75. Pereira-Netto AB, Cruz-Silva CTA, Schaefer S, Ramírez JA, Galagovsky LR. Brassinosteroid-stimulated branch elongation in the marubakaido apple rootstock. *Trees*. 2006;20:286-291.
  76. Pipattanawong N, Fujishige N, Yamane K, Ogata R. Effects of brassinosteroid on vegetative and reproductive growth in two day-neutral strawberries. *Journal of the Japanese Society for Horticultural*; 1996.
  77. Rajan R, Gaikwad SS, Gotur M, Joshi CJ, Chavda JK. Effect of post shooting bunch spray of chemicals on bunch characters and yield of banana (*Musa paradisiaca* L.) cv. Grand Naine. *International Journal of Current Microbiology and Applied Sciences*. 2017;6(8):2471-2475.
  78. Rajewska I, Talarek M, Bajguz A. Brassinosteroids and response of plants to heavy metals action. *Front Plant Sciences*. 2016;7:629.
  79. Reynolds AG. Viticultural and vineyard management practices and their effects on grape and wine quality. In *Managing wine quality*. Woodhead Publishing. 2022;443-539.
  80. Roghabadi MA, Pakkish ZAHRA. Role of brassinosteroid on yield, fruit quality and postharvest storage of 'Tak Danehe Mashhad' sweet cherry (*Prunus avium* L.). *Agricultural Communications*. 2014;2(4):49-56.
  81. Sharma AK, Somkuwar RG, Bhange MA, Samarth RR. Evaluation of grape varieties for juice quality under tropical conditions of Pune region. *Proceedings of the National Academy of Sciences, India Section B: Biological Sciences*. 2018;88:1517-1521.
  82. Sharma I, Bhardwaj R, Pati PK. Exogenous application of 28-homobrassinolide modulates the dynamics of salt and pesticides induced stress responses in an elite rice variety Pusa Basmati-1. *Journal of Plant Growth Regulation*. 2015;34:509-518.
  83. Shu S, Tang Y, Yuan Y, Sun J, Zhong M, Guo S. The role of 24-epibrassinolide in the regulation of photosynthetic characteristics and nitrogen metabolism of tomato seedlings under a combined low temperature and weak light stress. *Plant Physiology and Biochemistry*. 2016;07:344-5318.
  84. Song Y, Hu C, Xue Y, Gu J, He J, Ren Y. 24-Epibrassinolide enhances mango resistance to *Colletotrichum gloeosporioides* via activating multiple defense response. *Scientia Horticulturae*. 2022;303:111249.
  85. Srividhya S, Jeyakumar P, Vijayakumar RM, Devi DD. Improving yield and quality of papaya (var. CO 8) through pre-harvest foliar application of plant growth regulators (PGRs); 2022.
  86. Stirk WA, Balint P, Tarkowska D, Novak O, Maroti G, Ljung K, Tureckova V, Strnad M, Ordog V, Van Staden J. Effect of light on growth and endogenous hormones in *Chlorella minutissima* (Trebouxioophyceae). *Plant Physiology and Biochemistry*. 2014;79:66-76.
  87. Stirk WA, Balint P, Tarkowska D, Novak O, Strnad M, Ordog V, Van Staden J.

- Hormone profiles in microalgae: Gibberellins and brassinosteroids. *Plant Physiology and Biochemistry*. 2013;70:348-53.
88. Sudarshna K, Anju T. The effects of water stress and brassinosteroid on apple varieties. *International Journal of Economic Plants*. 2019;6(1):1-6.
  89. Symons GM, Davies C, Shavrukov Y, Dry IB, Reid JB, Thomas MR. Grapes on steroids. Brassinosteroids are involved in grape berry ripening. *Plant Physiology*. 2006;140(1):150-158.
  90. Symons GM, Reid JB. Hormone levels and response during de-etiolation in pea. *Planta*. 2003;216:422-431.
  91. Tadayon MS, Hosseini SM. 24-Epibrassinolide Enhances the Effect of Calcium and Boron on Amelioration of Aril Browning Disorder in Pomegranate (*Punica granatum* cv. 'Rabab'). *Journal of Soil Science and Plant Nutrition*. 2021;21(2):1679-1688.
  92. Tang J, Han Z, Chai J. Q&A: what are brassinosteroids and how do they act in plants. *BMC Biology*. 2016;14:1-5.
  93. Tang J, Han Z, Chai J. Q&A: what are brassinosteroids and how do they act in plants?. *BMC Biology*. 2016;14:113.
  94. Thapliyal VS, Rai PN, Bora L. Influence of pre-harvest application of gibberellin and brassinosteroid on fruit growth and quality characteristics of pear (*Pyrus pyrifolia* (Burm.) Nakai) cv. Gola. *Journal of Applied and Natural Science*. 2016;8(4):2305-2310.
  95. Vankar S, Kerketta A, Bahadur V. Effect of pruning and foliar application of brassinosteroid and salicylic acid on growth, yield and quality of phalsa (*Grewia subinaequalis* L.). *Biological Forum – An International Journal*. 2021; 13,1-4.
  96. Vardhini BV, Anjum NA. Brassinosteroids make plant life easier under abiotic stresses mainly by modulating major components of antioxidant defense system. *Frontiers in Environmental Science*. 2015;2:67.
  97. Vergara AE, Diaz K, Carvajal R, Espinoza L, Alcalde JA, Perez-Donoso AG. Exogenous applications of brassinosteroids improve color of red table grape (*Vitis vinifera* L. Cv. Redglobe") berries. *Frontiers in Plant Science*. 2018;9 (1):363.
  98. Wei Z, Li J. Brassinosteroids regulate root growth, development, and symbiosis. *Molecular Plant*. 2016;9:86-100.
  99. Wu W, Zhang Q, Ervin EH, Yang Z, Zhang X. Physiological mechanism of enhancing salt stress tolerance of perennial ryegrass by 24-epibrassinolide. *Frontiers in Plant Science*. 2017;8:1017-1026.
  100. Xia H, Liu X, Wang Y, Lin Z, Deng H, Wang J, Lin L, Deng Q, Lv X, Xu K, Liang D. Epibrassinolide and nitric oxide combined to improve the drought tolerance in kiwifruit seedlings by proline pathway and nitrogen metabolism. *Scientia Horticulturae*. 2022; 297:110929.
  101. Xia XJ, Gao CJ, Song LX, Zhou YH, Shi K, Yu JQ. Role of H<sub>2</sub>O<sub>2</sub> dynamics in brassinosteroid-induced stomatal closure and opening in *Solanum lycopersicum*. *Plant, Cell and Environment*. 2014;37: 2036–2050.
  102. Xia XJ, Wang YJ, Zhou YH, Tao Y, Mao WH, Shi K, Asami T, Chen Z, Yu JQ. Reactive oxygen species are involved in brassinosteroid-induced stress tolerance in cucumber. *Plant Physiology*. 2009;150: 801-814.
  103. Yamini, Huchche AD, Dhongade A, Thiruganavel A, Kumar V. Effect of foliar application of growth regulators and nutrients on fruit retention and yield of acid lime (*Citrus aurantifolia* Swingle). *Biological Forum – An International Journal*. 2021;13(3a).
  104. Yang X, Li L. miRDeep-P: A computational tool for analyzing the micro-RNA transcriptome in plants. *Bioinformatics*. 2011;27(18):2614-2615.
  105. Yasser-Lorente G, Rodriguez-Hernandez D, Camacho-Rajo L, Carvajal-Ortiz CC, De Avila-Guerra R, Gonzalez-Olmedo J, Rodriguez-Sanchez R. Biobras-16 application effect on the growth and quality of pineapple fruits' MD-2'. *Cultivos Tropicales*. 2021;42 (2).
  106. Zaharah SS, Singh Z. Role of brassinosteroids in mango fruit ripening. *Acta Horticulture*. 2012;934:929-935.
  107. Zaharah SS, Singh Z, Symons GM, Reid dJB. Role of brassinosteroids, ethylene, abscisic acid, and indole-3-acetic acid in mango fruit ripening. *Journal of Plant Growth Regulation*. 2012;31:363-372.
  108. Zahedipour-Sheshglani P, Asghari M. Impact of foliar spray with 24-

- epibrassinolide on yield, quality, ripening physiology and productivity of the strawberry. *Scientia Horticulturae*. 2020;268:109376.
109. Zakaria MAT, Sakimin SZ, Ramlan MF, Jaafar HZ, Baghdadi A, Din SNM. Influence of water stress in association with application of brassinolide and minerals on growth, physiological and biochemical changes of banana (*Musa acuminata* cv. Berangan). *Journal of Agrobiotechnology*. 2019;10(2):73-85.
  110. Zakaria MAT, Sakimin SZ, Ramlan MF, Jaafar HZ, Baghdadi A, Din SNM. Morphological and physiological changes of banana (*Musa acuminata* cv. Berangan) to brassinolide at nursery stage. *Journal of Tropical Plant Physiology*. 2018;10(1):36-45.
  111. Zhang MC, Zhai ZX, Tian XL, Duan LS, Li ZH. Brassinolide alleviated the adverse effect of water deficits on photosynthesis and the antioxidant of soybean (*Glycine max* L.). *Plant Growth Regulation*. 2008;56:257-264.
  112. Zheng L, Gao C, Zhao C, Zhang L, Han M, An N, Ren X. Effects of brassinosteroid associated with auxin and gibberellin on apple tree growth and gene expression patterns. *Horticultural Plant Journal*. 2019;5(3):93-108.
  113. Zhu F, Yun Z, Ma Q. Effects of exogenous 24-epibrassinolide treatment on postharvest quality and resistance of Satsuma mandarin (*Citrus unshiu*). *Postharvest Biology and Technology*. 2015;100:8-15.
  114. Zhu T, Deng X, Zhou X, Zhu L, Zou L, Li P, Zhang D, Lin H. Ethylene and hydrogen peroxide are involved in brassinosteroid-induced salt tolerance in tomato. *Scientific Reports*. 2016;6: 35392.
  115. Zullo MAT, Bajguz A. The brassinosteroids family-structural diversity of natural compounds and their precursors. In *Brassinosteroids: Plant growth and development*, Springer, Singapore. 2019;1-44.