

Original Research Article

Diversity and abundance of wetland birds in Udayamarthandapuram Bird Sanctuary, Tiruvarur district, Tamil Nadu, India

Comment [h1]: Capitalize initials of each word

Abstract

Wetland birds are integral components of wetland ecosystems, providing ecological, economic, cultural, and regulatory benefits. The study conducted from 2021 to 2024 in the Udayamarthandapuram Bird Sanctuary of Tiruvarur district aimed to assess year-wise species diversity, richness, relative diversity, evenness, density, and relative abundance of wetland birds. A total of 104 bird species belonging to comprising 18 orders and 49 families were recorded. During this study, 17 species were migrant, while the remaining 87 birds were resident. Three bird species were classified as Near Threatened, including the Spot-billed Pelican (*Pelecanus philippensis*), Black-headed Ibis (*Threskiornis melanosephalus*), and Oriental Darter (*Anhinga melanogaster*). Additionally, two bird species were classified as Vulnerable, namely the Greater Spotted Eagle (*Clanga clanga*) and River Tern (*Sterna hirundo*), while 99 bird species were classified as Least Concern. Regarding species diversity in the Udayamarthandapuram Bird Sanctuary during different years, the highest species diversity was recorded in 2021 (2.75), while the lowest species diversity was observed in 2024 (1.64). In terms of species richness, the maximum richness was observed in 2023 (68), whereas the minimum species richness was recorded in 2022 (29).

Comment [h2]: Remove the indentation

Comment [h3]: Delete. Belonging to would be more appropriate

Comment [h4]: italicize

Comment [h5]: italicize all scientific names

Keywords: - *Wetland, Water birds, Udayamarthandapuram bird sanctuary, Year-wise Variations, Species diversity*

Comment [h6]: Method used in bird survey and method of data analysis are missing in abstract. Include please.

Comment [h7]: Arrange keywords in alphabetical order.

Introduction

Wetlands are transitional zones between permanently aquatic and dry terrestrial ecosystems. Wetlands, which encompass roughly 6% of the Earth's land area, comprise various types including marshes, lagoons, bogs, fens, open water bodies, and mangroves (Ramamurthy and Rajakumar, 2014). According to the Ramsar convention of the IUCN at Iran in 1981, Wetland is an "Area of marsh, fen, peatland or water whether natural or artificial, permanent or temporary with water, that is static or flowing, fresh, brackish or salt including areas of marine water, the depth of which does not exceed 6 meters" (Ramsar convention, 2004; Guptha *et al.*, 2011). Wetlands, thesecond most productive ecosystems

Comment [h8]: Remove indentation

after tropical rainforests (Ekhande *et al.*, 2012), nurture migratory aquatic and resident avian species, enhancing wetland richness and productivity (Gibbs, 1993; Paracuellos, 2006). Wetlands serve as crucial habitats for birds, providing essential areas for feeding, roosting, and breeding. Wetlands are facing lot of threats and the primary threat to wetlands is human activity, including urbanization, agricultural expansion, pollution, drainage for development, and climate change. These factors have resulted in significant impacts on wildlife populations, water quality, hydrological cycles, and other vital functions and values of wetlands. It can be anticipated that migratory species are more vulnerable to threats because they rely on different sites and habitats during breeding and non-breeding seasons. A threat affecting just one of these areas could have a significant impact (Salathe, 1991). Numerous studies indicate that habitat destruction is a primary cause of bird population decline. For instance, it has been reported that over 90% of globally threatened birds and 86% of other bird species face serious threats primarily due to habitat degradation (Kauzeni and Kiwasila, 1994; Kideghesho *et al.*, 2006). Information on the status and distribution of threatened and endemic birds, therefore, assists in predicting disturbance levels and implementing conservation measures at all potential sites where they occur. In 2000, the 'Threatened Birds of the World' listed 1,186 species worldwide and 123 species in India (Kaur, and Braich, 2021). So, this has therefore made preserving wetlands critical to protecting endangered and threatened species (Abir *et al.*, 2014). The Udhayamarthandapuram Bird Sanctuary serves as a vital habitat for numerous wetland birds, including both threatened and migratory species. Despite its significance, there has been a noticeable lack of systematic studies focusing on wetland birds, particularly regarding yearly patterns, diversity, evenness, richness, and density. Therefore, this study was conducted with the primary aim of conducting an inventory of wetland birds within the Udhayamarthandapuram Bird Sanctuary.

Comment [h9]: delete

Comment [h10]: delete

Comment [h11]: delete

Comment [h12]: delete

Materials and Methods

Study Area

The Udayamarthandapuram Bird Sanctuary, situated in the Thiruvarur District of the Indian state of Tamil Nadu, was designated as a protected area in December 1999. Spanning approximately 0.45 km², this sanctuary is a vital habitat for a diverse range of bird species. Positioned at coordinates 10°26'59"N 79°27'58"E, and the sanctuary comprises human-made irrigation tanks interconnected by an ancient network of canals, which are primarily fed by the Mettur dam through the Koraiyar canal and receives water in the northeast monsoon from August to December. However, the tank typically dries up between April and August. Additionally, the sanctuary plays a crucial role in replenishing groundwater and nourishing adjacent smaller wetlands and agricultural areas. However, the site faces

Comment [h13]: remove indentation

Comment [h14]: revisit this, it should be reported in twos (latitude and longitude)

Comment [h15]: remove

various threats, including storms, flooding, unregulated harvesting of aquatic resources, and recreational and tourism activities.

Data Collection Methodology

The field survey was conducted over the past three years, from 2021 to 2024, utilizing the total count method. Researchers walked within and around the wetlands or stationed themselves at specific vantage points to observe and count all birds whenever feasible (Gupta *et al.*, 2011). Surveys were conducted during the dawn and dusk periods, from 6:30 am to 10:00 am in the morning and 4:00 pm to 6:30 pm in the evening. Binoculars (Nikon 7x50) were used for observations, and bird photography was facilitated with a Nikon P900 camera. Bird identification was corroborated with the assistance of reference books such as "Birds of the Indian Subcontinent" (Grimmett *et al.*, 1999) and "The Book of Indian Birds" by Salim Ali (1996).

Data Analysis

Avian species diversity in the study area was calculated using Shannon-Weiner index of diversity (Shannon and Wiener, 1963), was used to calculate assess the bird species diversity in Udayamarthandapuram Bird Sanctuary.

The formula for calculating the Shannon diversity index is

$$H' = - \sum P_i \ln P_i$$

Where H' = Shannon index of diversity, P_i = the proportion of the i th species in the landscape element, $\ln P_i$ = Natural logarithm of the proportion of each species.

Richness was calculated by counting the number of species observed in a particular season and particular place (Harisha and Hosetti, 2009).

Species richness = Number of species recorded

Pielou's evenness index was utilized to estimate the species evenness within the Udayamarthandapuram Bird Sanctuary. This index provides a measure of how evenly distributed the individuals are among different species, indicating the level of evenness in the community (Ekhande *et al.*, 2012).

$$\text{Evenness/Equitability} = H'/H'_{\text{max}}$$

Where, H' = Value recorded from Shannon-Weiner diversity index and H'_{max} = Maximum possible value of H' .

The Relative Abundance (Anjos, 2004 and Ayenalem & Bekele, 2008) was analyzed from the collected data during the study period using the following formula:

Comment [h16]: Information on annual rainfall and temperature of the study site is missing

Comment [h17]: Delete, It should be data collection or Bird survey method,

Comment [h18]: Remove indentation

Comment [h19]: Point count method is a more appropriate term

Comment [h20]: delete

Comment [h21]: delete, use a semi colon instead

$$\text{Relative Abundance} = \frac{\text{Number of individual of species}}{\text{Number of individuals of all species}} \times 100$$

Comment [h22]: delete

The density is an utterance of the numerical strength of a particular species where the total number of individuals of each species in a particular season divided by the total area of the wetland (Ramamurthy and Rajakumar, 2014).

Results and Discussion

Comment [h23]: What result is being discussed here?? Is it the conservation status? it should be the subheading

The study recorded a total of 104 bird species belonging to 18 orders and 49 families were recorded during last 4 years in Udayamarthandapuram bird sanctuary. During this study, 17 species were migrant and the remaining 87 birds were resident and three birds were under Near Threatened viz., Spot billed Pelican (*Pelacanus philippensis*), Black Headed Ibis (*Threskiornis melanocephalus*) and Oriental Darter *Anhinga melanogaster*; two birds were under Vulnerable viz., Greater Spotted Eagle *Clanga clanga* and River Tern *Sterna hirundo* and 99 birds are under Least concern were recorded (Figure 1). The previous In a study was conducted by Ramamurthy and Rajakumar (2014) in the Udhayamarthandapuram Bird Sanctuary, during 2011 to 2012 the authors recorded forty species of water birds belonging to 14 families. This research finding aligns with the findings of Baranidharan *et al.* (2022), which identified a total of 36 bird species across 13 families and 4 orders in the Karaivetti Bird Sanctuary. Among these, six Near Threatened species were observed, including the Oriental darter (*Anhinga melanogaster*), Painted Stork (*Mycteria leucocephala*), Spot-billed Pelican (*Pelecanus philippensis*), White-necked Stork (*Ciconia episcopus*), White Ibis (*Threskiornis melanocephalus*), and Black-Tailed Godwit (*Limosa limosa*), along with one IUCN Red List Vulnerable Species, the River Tern (*Sterna aurantia*). A similar study conducted by Krishnamoorthi *et al.* (2020) in the Vellode Bird Sanctuary found 72 bird species across 38 families and 17 orders, with three Near Threatened species: the Oriental darter (*Anhinga melanogaster*), Painted Stork (*Mycteria leucocephala*), and Spot-billed Pelican (*Pelecanus philippensis*). Additionally, Vas *et al.* (2023) conducted a similar analysis in Neyveli Lignite Corporation India Limited (NLCIL) in Neyveli, Tamil Nadu, identifying 107 different bird species comprising 21 orders and 45 families, with three Near Threatened species.

Comment [h24]: delete

Comment [h25]: delete

Comment [h26]: delete

Comment [h27]:

Comment [h28]: delete

Comment [h29]: delete

Comment [h30]: the relationship between this work and that of Ramamurthy and Rajakumar isn't stated

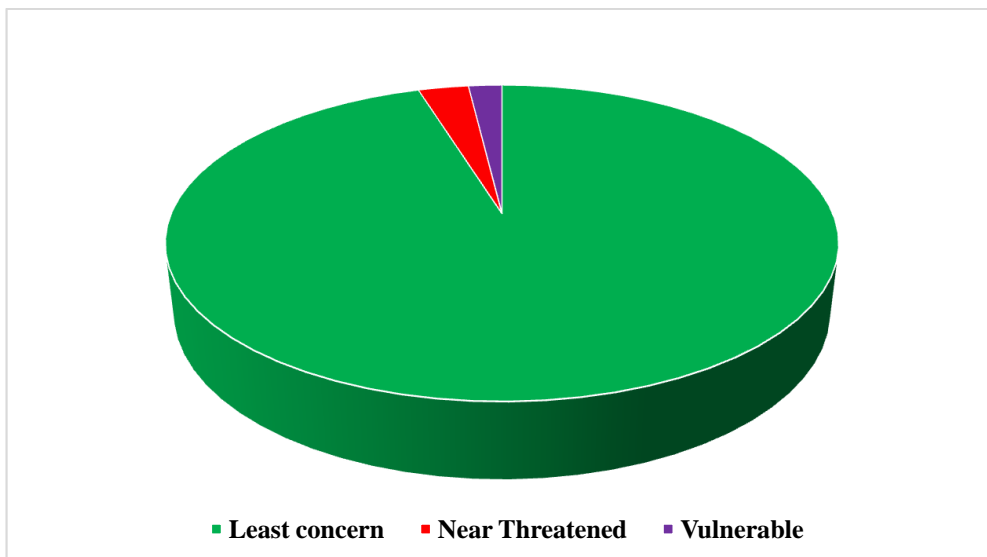


Figure 1. IUCN status of Udayamarthandapuram bird sanctuary

Species diversity

Pertaining to the species diversity in Udayamarthandapuram bird sanctuary during different years, the highest species diversity was recorded in the 2021 (2.75) followed by 2023 (2.24) and 2022 (1.80) while the lowest species diversity was obtained in the 2024 (1.64). Similar findings were reported by Manohara *et al.* (2016) in their analysis of species diversity in the Magadi Bird Sanctuary, Karnataka. They noted that species diversity decreased as years ran by, with the maximum diversity was observed in 2012-2013 (1.01), while and minimum diversity was recorded in 2015-2016 (0.64). Regarding to the species richness of Udayamarthandapuram bird sanctuary, the maximum richness was observed in the year 2023 (68) followed by 2024 (57) and 2021 (48) while the minimum species richness was recorded in the 2022 (29). The previous studyies in Udhayamarthandam bird sanctuary revealed that the species diversity of 1.47 was recorded by (Guptha *et al.*2011) duringbetween January to March 2006 (Guptha *et al.*2011).Concerning to evenness of Udayamarthandapuram bird sanctuary The highest species evenness in the study area was obtained in 2021 (0.37) followed by 2023 (0.27) and 2024 (0.19) whereas the lowest evenness was recorded in 2022 (0.18) (Table 1 & Figure 2 & 3). The results were consistent with the findings of Anika and Parasharya (2013), who observed maximum evenness during summer (0.6273 ± 0.0518) and minimum evenness in winter (0.5117 ± 0.0285).

Comment [h31]: delete

Comment [h32]: delete

Comment [h33]: delete

Comment [h34]: delete

Comment [h35]: delete

Comment [h36]: capitalize

Comment [h37]: delete

Comment [h38]: capitalize

Comment [h39]: delete

Comment [h40]: delete

Comment [h41]: remove

Comment [h42]: remove

Table 1. Year-wise avian species diversity, total density, richness and evenness of Udayamarthandapuram bird sanctuary

Year	Total density	Richness	Diversity	Evenness
2021	39.36	48	2.75	0.37
2022	526.41	29	1.80	0.18
2023	95.73	68	2.24	0.27
2024	156.69	57	1.64	0.19

Comment [h43]: table is not scientific

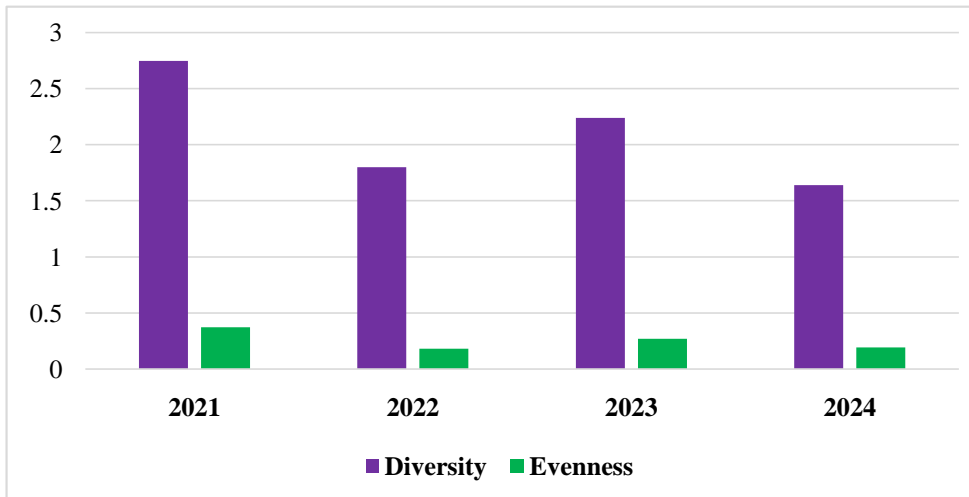


Figure 2. Year-wise avian diversity and evenness of Udayamarthandapuram bird sanctuary

Total density

The current investigation revealed that the highest total density of Udayamarthandapuram lake was obtained in 2022 (526.41/ha) followed by 2024 (156.69/ha) and 2023 (95.73/ha) whereas the lowest total density was recorded in 2021 (39.36/ha) (Table 1 & Figure 3). This result aligns with the findings of Krishnamoorthi *et al.* (2020), who noted that the maximum total density was observed during the monsoon season (1556.99/sq.km), while the lowest density was observed during the winter season (948.18/sq.km). Based on the study data, the maximum species density was higher for quantified in the Baya weaver (9.840/ha) followed by Rosy Starling (9.201/ha) and Common Myna (2.694/ha) while the minimum species density was occurred low species density was recorded for the Small Minivet (0.046/ha) followed by Ashy Prinia (0.068/ha), Yellow Wagtail (0.068/ha), Golden Oriole (0.068/ha) and Common Woodshrike (0.068/ha) in 2021. In 2022, the highest species density was observed in the Asian Openbill (164.315/ha) followed by Black -Headed Ibis (134.155/ha), Indian Shag (98.744/ha) and Little Cormorant (58.630/ha) and the lowest

Comment [h44]: remove indentation

Comment [h45]: delete: result for density is not presented in fig.3

Comment [h46]: delete

Comment [h47]: delete

species density (0.023/ha) was noted in the Little Heron, Yellow Bittern and Common coot. In 2023, the maximum species density was found in the Asian Open bill (34.247/ha) followed by Black headed Ibis (27.397/ha), Little Cormorant (9.132/ha) and Little Egret (2.283/ha) whereas the minimum species density (0.023/ha) was obtained in the Eurasian Hoopoe, Indian Blue Robin, Sirkeer Malkoha, Asian Brown Flycatcher, Long tailed shrike, Shikra, Pheasant tailed Jacana, Cinnamon Bittern and Whiskered Tern. In 2024, the highest species density was registered in the Black-headed Ibis (89.041/ha) followed by Asian Openbill (36.530/ha) and Grey Heron (4.384/ha) and the lowest species density (0.023/ha) was observed in the Common Snipe, Common Sandpiper, Common Woodshrike, Brown Shrike, Orange-headed Thrush and Tricolored Munia (Table 2, 3, 4&5). This result agrees with the findings of Baranidharan *et al.* (2022) who stated that the maximum density was recorded in Large egret (57/sq. km) followed by Cattle Egret(56/sq.km), Little Cormorant (50/sq.km), Spot Bill duck (32/sq.km) and the lowest density was recorded in Darter, Purple Heron, Eurasian Spoon Bill and Common Teal (1.5/sq.km) in Karaivetti Bird Sanctuary.

- Comment [h48]: delete
- Comment [h49]: delete
- Comment [h50]: delete
- Comment [h51]: delete
- Comment [h52]: delete

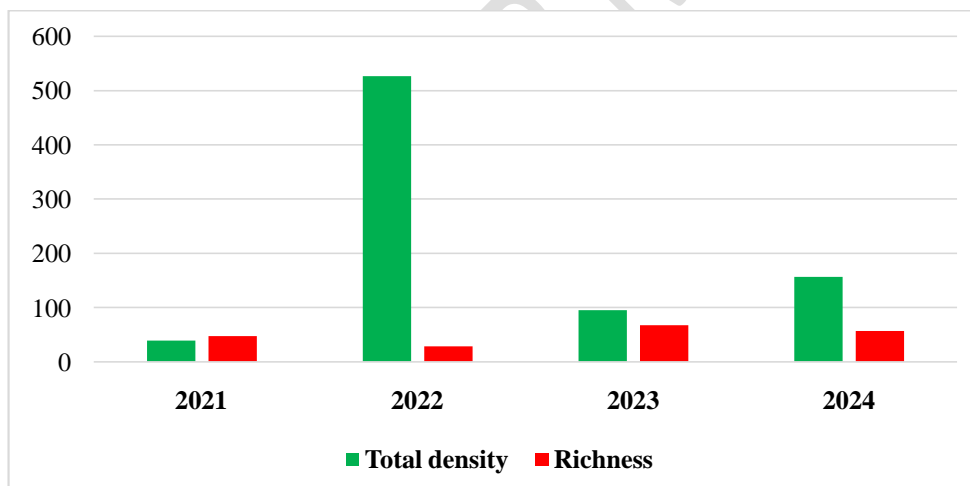


Figure 3. Year-wise avian density and richness of Udayamarthandapuram bird sanctuary

Relative abundance

Concerning to the relative abundance during four different years, the study recorded highest relative abundance for was obtained in the Baya weaver (25.00%) followed by Rosy Starling (23.376%) and Common Myna (6.845%) while the lowest relative abundance was reported in the Small Minivet (0.116%) followed by Ashy Prinia (0.174%),

- Comment [h53]: delete and remove indentation
- Comment [h54]: delete

Yellow Wagtail (0.174%), Golden Oriole (0.174%) and Common Woodshrike (0.174%) in 2021. In 2022, the maximum relative abundance was noted in the Asian Openbill (31.218%) followed by Black-Headed Ibis (25.488%), Indian Shag (18.760%) and Little Cormorant (11.139%) and the minimum relative abundance (0.004%) was noted in the Little Heron, Yellow Bittern and Common coot. In 2023, the highest relative abundance was observed in the Asian Open bill (35.774%) followed by Black headed Ibis (28.619%), Little Cormorant (9.540%) and Little Egret (2.385%) whereas the lowest relative abundance (0.024%) was recorded in the Eurasian Hoopoe, Indian Blue Robin, Sirkeer Malkoha, Asian Brown Flycatcher, Long tailed shrike, Shikra, Pheasant tailed Jacana, Cinnamon Bittern and Whiskered Tern. In 2024, the maximum relative abundance was noted in the Black-headed Ibis (56.835%) followed by Asian Openbill (23.317%) and Grey Heron (2.798%) and the minimum relative abundance (0.015%) was observed in the Common Snipe, Common Sandpiper, Common Woodshrike, Brown Shrike, Orange-headed Thrush and Tricolored Munia (Table 2, 3, 4 & 5). Bibi *et al.* (2003) reported similar findings in the Taunsa Barrage Wildlife Sanctuary, Pakistan, where they observed Eurasian Coot as the most abundant species (13.3%), followed by Cattle Egret (12.3%), Little White Egret (11.5%), Common Pochard (8.9%), House Crow (5.8%), and so forth.

Table 2. Avian density and relative abundance during 2021 of Udayamarthandapuram Bird Sanctuary

S.No.	Species name	Density	Relative abundance
1.	Black Ibis	0.137	0.348
2.	Common Crow	1.073	2.726
3.	Large billed Crow	0.297	0.754
4.	Indian Treepie	0.091	0.232
5.	Common Swallow	0.548	1.392
6.	Asian palm Swift	0.822	2.088
7.	Common Tailor bird	0.114	0.290
8.	Ashy Prinia	0.068	0.174
9.	Plain Prinia	0.114	0.290
10.	Pied Crested Cuckoo	0.297	0.754
11.	Greater Coucal	0.228	0.580
12.	Asian Koel	0.274	0.696
13.	Black Drango	1.187	3.016
14.	White-browed Wagtail	0.091	0.232
15.	Yellow Wagtail	0.068	0.174
16.	Brahminy Kite	0.662	1.682
17.	Black Kite	0.160	0.406
18.	Black Shoulder Kite	0.091	0.232
19.	Greater Spotted Eagle	0.114	0.290
20.	Barn Owl	0.205	0.522

Comment [h55]: table 2 should have data on avian species abundance, column should be added for that. Abundance for each specie should be included

21.	Spotted Owl	0.205	0.522
22.	Common Myna	2.694	6.845
23.	Rosy Starling	9.201	23.376
24.	Brahminy Starling	1.553	3.944
25.	Rose Ringed Parakeet	0.594	1.508
26.	Purple Sunbird	0.457	1.160
27.	Purple-rumped Sunbird	0.457	1.160
28.	Spotted Dove	0.571	1.450
29.	Ring-necked dove	0.434	1.102
30.	Indian Roller	0.091	0.232
31.	Small Bee-eater	0.685	1.740
32.	Blue-tailed Bee eater	0.205	0.522
33.	Indian Peafowl	1.781	4.524
34.	Grey francolin	0.548	1.392
35.	Scaly-breasted Munia	0.502	1.276
36.	Black-headed Munia	0.114	0.290
37.	Golden Oriole	0.068	0.174
38.	Baya weaver	9.840	25.000
39.	Oriental magapie-robin	0.205	0.522
40.	Indian paradise flycatcher	0.320	0.812
41.	Yellow-billed babbler	0.959	2.436
42.	Blyth's reed warbler	0.091	0.232
43.	Red-vented Bulbul	0.457	1.160
44.	Red-wiskered Bulbul	0.251	0.638
45.	Ashy-crowned sparrow-lark	0.228	0.580
46.	Black-rumbed Flameback	0.091	0.232
47.	Small Minivet	0.046	0.116
48.	Common Woodshrike	0.068	0.174

Table 3. Avian density and relative abundance during 2022 of Udayamarthandapuram Bird Sanctuary

S.No.	Species name	Density	Relative abundance
1.	Little Grebe	0.068	0.013
2.	Little Cormorant	58.630	11.139
3.	Indian Shag	98.744	18.760
4.	Darter	1.393	0.265
5.	Little Heron	0.023	0.004
6.	Yellow Bittern	0.023	0.004
7.	Grey Heron	7.443	1.414
8.	Purple Heron	4.247	0.807
9.	Indian Pond Heron	3.630	0.690
10.	Black-crowned Night Heron	27.694	5.262
11.	Cattle Egret	14.429	2.741
12.	Little Egret	3.721	0.707
13.	Intermediate Egret	1.667	0.317
14.	Large Egret	0.502	0.095
15.	Asian Openbill	164.315	31.218
16.	Black -Headed Ibis	134.155	25.488

17.	Glossy Ibis	1.210	0.230
18.	Common Moorhen	0.114	0.022
19.	Indian Purple Moorhen	2.192	0.416
20.	White-breasted waterhen	0.274	0.052
21.	Common coot	0.023	0.004
22.	Pheasant-tailed Jacana	0.137	0.026
23.	Red-wattled Lapwing	0.799	0.152
24.	Common Sandpiper	0.091	0.017
25.	Black winged Stilt	0.228	0.043
26.	River Tern	0.114	0.022
27.	Indian Pied Kingfisher	0.068	0.013
28.	Small Blue Kingfisher	0.228	0.043
29.	Whiter-breasted Kingfisher	0.251	0.048

Table 4. Avian density and relative abundance during 2023 of Udayamarthandapuram Bird Sanctuary

S.No.	Species name	Density	Relative abundance
1.	Indian Peafowl	0.868	0.906
2.	Rock Pigeon	0.114	0.119
3.	Eurasian Collared Dove	0.845	0.882
4.	Spotted Dove	0.548	0.572
5.	Greater Cauca	0.160	0.167
6.	Pied Cuckoo	0.228	0.238
7.	Asian Koel	0.228	0.238
8.	Common Hawk-Cuckoo	0.274	0.286
9.	Asian Palm Swift	1.027	1.073
10.	White-breasted waterhen	0.114	0.119
11.	Red-Wattled Lapwing	0.228	0.238
12.	Common Sandpiper	0.046	0.048
13.	Eurasian Hoopoe	0.023	0.024
14.	Green Bee-Eater	0.320	0.334
15.	Blue-tailed bee-Eater	0.183	0.191
16.	Black-Rumped Flameback	0.046	0.048
17.	Rose ringed Parakeet	0.274	0.286
18.	Indian Golden Oriole	0.228	0.238
19.	Black Drongo	0.342	0.358
20.	Rufous Treepie	0.137	0.143
21.	House Crow	0.320	0.334
22.	Indian Jungle Crow	0.251	0.262
23.	Common Tailorbird	0.297	0.310
24.	Blyth's Red Warbler	0.685	0.715
25.	Red vented Bulbul	0.913	0.954
26.	White-Browed Bulbul	1.370	1.431
27.	Yellow billed babbler	0.913	0.954
28.	Brahminy Starling	0.616	0.644
29.	Common Myna	1.142	1.192
30.	Oriental Magie Robin	0.046	0.048
31.	Indian Blue Robin	0.023	0.024

32.	Common Iora	0.137	0.143
33.	Pale billed Flower peaker	0.137	0.143
34.	Purple Rumbed sunbird	0.274	0.286
35.	Purple Sun bird	0.091	0.095
36.	White Browed wagtail	0.091	0.095
37.	Blue paled Malkoha	0.091	0.095
38.	Sikkeer Malkoha	0.023	0.024
39.	Grey billed Cuckoo	0.046	0.048
40.	Brown Strike	0.046	0.048
41.	Loten's Sunbird	0.114	0.119
42.	Asian Brown Flycatcher	0.023	0.024
43.	Indian Paradise Flycatcher	0.091	0.095
44.	Common Wood shrike	0.776	0.811
45.	Brahminy Kite	0.274	0.286
46.	Long tailed shrike	0.023	0.024
47.	Shikra	0.023	0.024
48.	Wood sandpiper	0.137	0.143
49.	Asian Open bill	34.247	35.774
50.	Black winged stilt	1.370	1.431
51.	Pheasant tailed Jacana	0.023	0.024
52.	Grey Heron	0.913	0.954
53.	Purple Heron	0.068	0.072
54.	Indian Pond Heron	0.913	0.954
55.	Little Cormorant	9.132	9.540
56.	Oriental Darter	0.114	0.119
57.	Great Egret	1.370	1.431
58.	Little Egret	2.283	2.385
59.	Intermediate Egret	0.913	0.954
60.	Cattle Egret	0.685	0.715
61.	Black headed Ibis	27.397	28.619
62.	Common Kingfisher	0.091	0.095
63.	Pied Kingfisher	0.160	0.167
64.	White Throated Kingfisher	0.342	0.358
65.	Grey headed Swamp hen	0.342	0.358
66.	Cinnamon Bittern	0.023	0.024
67.	Painted Stork	0.114	0.119
68.	Whiskered Tern	0.023	0.024

Table 5. Avian density and relative abundance during 2024 of Udayamarthandapuram Bird Sanctuary

S.No.	Species name	Density	Relative abundance
1.	Lesser Whistling-Duck	0.571	0.364
2.	Indian Peafowl	0.160	0.102
3.	Gray Francolin	0.274	0.175
4.	Eurasian Collared-Dove	0.913	0.583
5.	Spotted Dove	0.548	0.350
6.	Southern Coucal	0.091	0.058
7.	Blue-faced Malkoha	0.183	0.117

8.	Pied Cuckoo	0.160	0.102
9.	Asian Koel	0.297	0.189
10.	Common Hawk-Cuckoo	0.137	0.087
11.	Asian Palm-Swift	0.388	0.248
12.	Eurasian Moorhen	0.274	0.175
13.	Gray-headed Swamphen	0.959	0.612
14.	White-breasted Waterhen	0.411	0.262
15.	Black-winged Stilt	1.872	1.195
16.	Red-wattled Lapwing	0.342	0.219
17.	Bronze-winged Jacana	0.114	0.073
18.	Common Snipe	0.023	0.015
19.	Common Sandpiper	0.023	0.015
20.	Green Sandpiper	0.091	0.058
21.	Wood Sandpiper	1.575	1.006
22.	Asian Openbill	36.530	23.317
23.	Oriental Darter	0.479	0.306
24.	Little Cormorant	2.717	1.734
25.	Indian Cormorant	0.365	0.233
26.	Spot-billed Pelican	0.388	0.248
27.	Black Bittern	0.046	0.029
28.	Grey Heron	4.384	2.798
29.	Purple Heron	1.553	0.991
30.	Great Egret	1.667	1.064
31.	Little Egret	0.365	0.233
32.	Indian Pond-Heron	1.416	0.904
33.	Striated Heron	0.068	0.044
34.	Black-crowned Night-Heron	1.301	0.831
35.	Glossy Ibis	0.068	0.044
36.	Black-headed Ibis	89.041	56.835
37.	Brahminy Kite	0.114	0.073
38.	Common Kingfisher	0.160	0.102
39.	White-throated Kingfisher	0.114	0.073
40.	Green Bee-eater	0.183	0.117
41.	Black-rumped Flameback	0.046	0.029
42.	Rose-ringed Parakeet	0.411	0.262
43.	Common Woodshrike	0.023	0.015
44.	Black Drongo	0.320	0.204
45.	Indian Paradise-Flycatcher	0.046	0.029
46.	Brown Shrike	0.023	0.015
47.	Rufous Treepie	0.137	0.087
48.	House Crow	0.183	0.117
49.	Plain Prinia	0.091	0.058
50.	Red-vented Bulbul	0.411	0.262
51.	Yellow-browed Bulbul	0.685	0.437
52.	Yellow-billed Babbler	1.142	0.729
53.	Brahminy Starling	2.374	1.516
54.	Common Myna	0.342	0.219
55.	Orange-headed Thrush	0.023	0.015

56.	Oriental Magpie Robin	0.046	0.029
57.	Tricolored Munia	0.023	0.015

Conclusion

The study conducted over four years in Udayamarthandapuram Bird Sanctuary recorded 104 bird species, including migrant and resident species. Three species were Near Threatened, and two were Vulnerable according to the IUCN Red List. Comparison with previous studies highlighted the sanctuary's regional importance for avian diversity. Fluctuations in species diversity, richness, and evenness across years emphasized the need for ongoing conservation efforts. Overall, these findings not only contribute to the scientific understanding of avian ecology but also have implications for the conservation and management of Udayamarthandapuram Bird Sanctuary and similar habitats. Continued research and monitoring efforts are essential for ensuring the preservation of biodiversity in the face of environmental challenges.

References

- Abir,S.(2014).Seasonalvariationsinphysico-chemicalcharacteristicsofRudrasagarwetland-a Ramsar Site, Tripura, North East, India. *Research Journal of ChemicalSciencesISSN*, 2231, 606X.
- Ali S, Ali S. The book of Indian birds. Oxford University Press, USA, 1996.
- Anika, T., and Parasharya, B. M. (2013). Importance of sewage treatment ponds for water-birdsinsemi-aridzoneofGujarat,India. *InternationalJournalofResearchinBioSciences*,2(4), 17-25.
- Anjos LD. Species richness and relative abundance of birds in natural and anthropogenic fragments of Brazilian Atlantic forest. *Anais da Academia Brasileira de Ciências*. 2004; 76(2):429-434.
- Baranidharan K, M Vijayabhama, N Sathish and S Vigneswaran. (2022). Study on Seasonal Variations of Wetland Birds in Karaivetti Bird Sanctuary, Ariyalur, Tamil Nadu, India. 92-97.
- Baranidharan K, S Krishnamoorthi and M Vijayabhama. (2020). Study on Seasonal Variation of Wetland Birds in Coimbatore District in Tamil Nadu, India. *Journal of Wildlife Research*, 8(2), 20-23.

Comment [h56]: remove comma

Comment [h57]: Anjos, L. D. (2004).Species richness and relative abundance of birds in natural and anthropogenic fragments of Brazilian Atlantic forest. *Anais da Academia Brasileira de Ciências* 76(2), 429-434

Comment [h58]: Baranidharan, K., Vijayabhama, M., Sathish, N. and Vigneswaran, S.(2022). Study on Seasonal Variations of Wetland Birds in Karaivetti Bird Sanctuary, Ariyalur, Tamil Nadu, India. *Agriculture Association of Textile Chemical and Critical Reviews Journal*, 92-97.

Comment [h59]: Baranidharan, K., Krishnamoorthi, S and Vijayabhama, M. (2020)

Comment [h60]: Italicize journal name

- Ekhande, A., Patil, J., and Padate, G. (2012). Study of birds of Yashawant Lake with respect to densities, species richness and Shannon-Weiner indices and its correlation with lake dynamics. *European Journal of Zoological Research*, 1(1), 6-15.
- Gibbs, J. P. (1993). Importance of small wetlands for the persistence of local populations of wetland-associated animals. *Wetlands*, 13, 25-31.
- Grimmett, R., Inskipp, C., Inskipp, T., and Byers, C. (1999). Pocket guide to the birds of the Indian subcontinent.
- Gupta, D., Ranjan, R. K., Parthasarathy, P., and Ansari, A. (2021). Spatial and seasonal variability in the water chemistry of Kabar Tal wetland (Ramsar site), Bihar, India: multivariate statistical techniques and GIS approach. *Water Science and Technology*, 83(9), 2100-2117.
- Guptha, M. B., Vijayan, L., Sandaliyan, S., Sridharan, N. (2011). Status of Wetlands and Wetland Birds in Coimbatore, Trichy, Perambalore and Thiruvarur Districts in Tamil Nadu, India. *World Journal of Zoology*, 2011; 6(2):154- 158
- Harisha, M.N., and Hosetti, B.B. (2009). Diversity and distribution of avifauna of Lakkavallirange forest, Bhadrawildlifesanctuary, westernghat, India. *Ecoprint: An International Journal of Ecology*, 16, 21-27.
- Kaur, R., and Braich, O. S. (2021). Abundance and diversity of threatened birds in Nangal Wetland, Punjab, India. *Journal of Threatened Taxa*, 13(12), 19733-19742.
- Kauzeni, A.S. and H.L. Kiwasila (1994). Serengeti Regional Conservation Strategy: A Socioeconomic Study. Dar Es Salaam, Tanzania: Institute of Resource Assessment University of Dar Es Salaam.
- Kideghesho, J. R., Nyahongo, J. W., Hassan, S. N., Tarimo, T. C., & Mbiye, N. E. (2006). Factors and ecological impacts of wildlife habitat destruction in the Serengeti ecosystem in northern Tanzania. *African Journal of Environmental Assessment and Management*, 11, 17-32.
- Krishnamoorthi, S., Shiva, M. K., Baranidharan, K., and Prasanthrajan, M. (2020). Study on seasonal variations of wetland birds in Vellode bird sanctuary, Erode, Tamil Nadu, India. *Journal of Entomology and Zoology Studies*, 8, 333-337.
- Manohara, G., Harisha, M. N., and Hosetti, B. B. (2016). Status, diversity and conservation threats of migratory wetland birds in Magadi Bird Sanctuary, Gadag district, Karnataka, India. *Journal of Entomology and Zoology studies*, 4(4), 265-269.
- Paracuellos, M. (2006). How can habitat selection affect the use of a wetland complex by waterbirds?. *Biodiversity & Conservation*, 15(14), 4569-4582.

Comment [h61]: italicize

Comment [h62]: delete

Comment [h63]: be consistent with this conjunction, either use and or the symbol &

- Ramamurthy, V., and Rajakumar, R. (2014). A study of avifaunal diversity and influences of water quality in the Udhayamarthandapuram Bird Sanctuary, Tiruvarur District, Tamil Nadu, India. *International Journal of Innovative Research in Science, Engineering and Technology*, 3(1).
- Ramsar C. The list of wetlands of international importance. RAMSAR Secretariat: Gland, Switzerland, 2004.
- Salathe, T. (ed.) (1991). Conserving Migratory Birds. Technical publication no. 12. International Council for Bird Preservation, Cambridge, England, 393pp.
- Shannon, C.E., and Wiener (1963). "The mathematical theory of communications, University of Illinois, Chicago. Urbana, 117.
- Vas, A. M., Baranidharan, K., Vigneswaran, S., Tilak, M., and Vijayabhama, M. (2023). Seasonal dynamics of avian diversity in mine spoil afforested areas: A study in and around NLCIL, Neyveli. *The Pharma Innovation Journal*, 12(8): 1357-1364.

Appendix 1. Species composition of wetland birds and wetland associated birds of Udayamarthandapuram Bird Sanctuary

S.No.	Order	Family	Species	Scientific name	IUCN Status	Migration Status	2021	2022	2023	2024
1.	Accipitriformes	Accipitridae	Black kite	<i>Milvus migrans</i>	LC	R	✓			
2.			Black Shoulder Kite	<i>Elanus caeruleus</i>	LC	R	✓			
3.			Brahminy Kite	<i>Haliastur indus</i>	LC	R	✓		✓	✓
4.			Greater Spotted Eagle	<i>Clanga clanga</i>	VU	M	✓			
5.			Shikra	<i>Accipiter badius</i>	LC	R			✓	
6.	Anseriformes	Anatidae	Lesser Whistling Duck	<i>Dendrocygna javanica</i>	LC	R				✓
7.	Bucerotiformes	Upupidae	Eurasian hoopoe	<i>Upupa epops</i>	LC	R			✓	
8.	Caprimulgiformes	Apodidae	Asian Palm-Swift	<i>Cypsiurus balasiensis</i>	LC	R	✓		✓	✓
9.	Charadriiformes	Charadriidae	Red-wattled Lapwing	<i>Vanellus indicus</i>	LC	R		✓	✓	✓
10.		Jacanidae	Bronze-winged Jacana	<i>Metopidius indicus</i>	LC	R				✓
11.			Pheasant-tailed Jacana	<i>Hydrophasianus chirurgus</i>	LC	R		✓	✓	
12.		Laridae	River tern	<i>Sterna aurantia</i>	VU	R		✓		
13.			Whiskered tern	<i>Chlidonias hybrida</i>	LC	M			✓	
14.		Recurvirostridae	Black-winged Stilt	<i>Himantopus himantopus</i>	LC	M		✓	✓	✓
15.		Scolopacidae	Common Sandpiper	<i>Actitis hypoleucos</i>	LC	M		✓	✓	✓
16.			Common Snipe	<i>Gallinago gallinago</i>	LC	M				✓
17.			Green Sandpiper	<i>Tringa ochropus</i>	LC	M				✓

18.			Wood Sandpiper	<i>Tringa glareola</i>	LC	M			✓	✓
19.	Ciconiiformes	Ciconiidae	Asian Openbill	<i>Anastomus oscitans</i>	LC	R		✓	✓	✓
20.			Painted stork	<i>Mycteria leucocephala</i>	LC	R			✓	
21.	Columbiformes	Columbidae	Eurasian collared dove	<i>Streptopelia decaocto</i>	LC	R	✓		✓	✓
22.			Rock pigeon	<i>Colomba livia</i>	LC	R			✓	
23.			Spotted dove	<i>Spilopelia chinensis</i>	LC	R	✓		✓	✓
24.	Coraciiformes	Alcedinidae	Common Kingfisher	<i>Alcedo atthis</i>	LC	R		✓	✓	✓
25.			Pied kingfisher	<i>Ceryle rudis</i>	LC	R		✓	✓	
26.			White-throated Kingfisher	<i>Halcyon smyrnensis</i>	LC	R		✓	✓	✓
27.		Coraciidae	Indian Roller	<i>Coracias benghalensis</i>	LC	R	✓			
28.	Coraciiformes	Meropidae	Blue-tailed Bee eater	<i>Merops philippinus</i>	LC	M	✓		✓	
29.			Green Bee-eater	<i>Merops orientalis</i>	LC	R			✓	✓
30.	Cuculiformes	Cuculidae	Asian Koel	<i>Eudynamys scolopaceus</i>	LC	R	✓		✓	✓
31.			Blue-faced Malkoha	<i>Phaenicophaeus tristis</i>	LC	R			✓	✓
32.			Common Hawk-Cuckoo	<i>Hierococcyx varius</i>	LC	R			✓	✓
33.			Grey bellied cuckoo	<i>Cacomantis passerinus</i>	LC	R			✓	
34.			Indian coucal	<i>Centropus sinensis</i>	LC	R	✓		✓	✓

35.			Pied Cuckoo	<i>Clamator jacobinus</i>	LC	R	✓		✓	✓
36.			Sirheer malkoha	<i>Taccocua leschenaultii</i>	LC	R			✓	
37.	Galliformes	Phasianidae	Grey francolin	<i>Fracolinus pondicerianus</i>	LC	R	✓			✓
38.			Indian Peafowl	<i>Pavo cristatus</i>	LC	R	✓		✓	✓
39.	Gruiformes	Rallidae	Common coot	<i>Fulica atra</i>	LC	R		✓		
40.			Eurasian Moorhen	<i>Gallinula chloropus</i>	LC	R		✓		✓
41.			Gray-headed Swamphen	<i>Porphyrio poliocephalus</i>	LC	R		✓	✓	✓
42.			White breasted waterhen	<i>Amaurornis phoenicurus</i>	LC	R		✓	✓	✓
43.	Passeriformes	Acrocephalidae	Blyth's reed warbler	<i>Acrocephalus dumetorum</i>	LC	M	✓		✓	
44.		Aegithinidae	Common Iora	<i>Aegithina tiphia</i>	LC	R			✓	
45.		Alaudidae	Ashy-crowned sparrow-lark	<i>Eremopterix griseus</i>	LC	R	✓			
46.		Campephagidae	Small Minivet	<i>Pericrocotus cinnamomeus</i>	LC	R	✓			
47.		Cisticolidae	Ashy prinia	<i>Prinia socialis</i>	LC	R	✓			
48.			Common tailorbird	<i>Orthotomus sutorius</i>	LC	R	✓		✓	
49.			Plain Prinia	<i>Prinia inornata</i>	LC	R	✓			✓
50.		Corvidae	House Crow	<i>Corvus splendens</i>	LC	R	✓		✓	✓
51.			Indian jungle crow	<i>Corvus macrorhynchos culminatus</i>	LC	R	✓		✓	

52.			Rufous treepie	<i>Dendrocitta vagabunda</i>	LC	R	✓		✓	✓
53.		Dicaeidae	Pale billed flowerpecker	<i>Dicaeum erythrorhynchos</i>	LC	R			✓	
54.		Dicruridae	Black Drongo	<i>Dicrurus macrocercus</i>	LC	R	✓		✓	✓
55.		Estrildidae	Scaly-breasted Munia	<i>Lonchura punctulata</i>	LC	R	✓			
56.			Tricolored Munia	<i>Lonchura malacca</i>	LC	R	✓			✓
57.		Hirundinidae	Barn swallow	<i>Hirundo rustica</i>	LC	M	✓			
58.		Laniidae	Brown Shrike	<i>Lanius cristatus</i>	LC	M			✓	✓
59.			Long tailed shrike	<i>Lanius schach</i>	LC	R			✓	
60.		Leiothrichidae	Yellow-billed Babbler	<i>Argya affinis</i>	LC	R	✓		✓	✓
61.		Monarchidae	Indian paradise flycatcher	<i>Terpsiphone paradisi</i>	LC	R	✓		✓	✓
62.		Motacillidae	White browed wagtail	<i>Motacilla maderaspatensis</i>	LC	R	✓		✓	
63.			Yellow wagtail	<i>Motacilla flava</i>	LC	M	✓			
64.		Muscicapidae	Asian brown flycatcher	<i>Muscicapa dauurica</i>	LC	M			✓	
65.			Indian blue robin	<i>Larvivora brunnea</i>	LC	M			✓	
66.			Oriental Magpie Robin	<i>Copsychus saularis</i>	LC	R	✓		✓	✓
67.		Nectariniidae	Loten's sunbird	<i>Cinnyris lotenius</i>	LC	R			✓	
68.			Purple Sunbird	<i>Cinnyris asiaticus</i>	LC	R	✓		✓	

69.			Purple-rumped Sunbird	<i>Leptocoma zeylonica</i>	LC	R	✓		✓	
70.		Oriolidae	Golden Oriole	<i>Oriolus kundoo</i>	LC	M	✓		✓	
71.		Ploceidae	Baya weaver	<i>Ploceus philippinus</i>	LC	R	✓			
72.		Pycnonotidae	Red-vented Bulbul	<i>Pycnonotus cafer</i>	LC	R	✓		✓	✓
73.			Red-wiskered Bulbul	<i>Pycnonotus jocosus</i>	LC	R	✓			
74.			White browed bulbul	<i>Pycnonotus luteolus</i>	LC	R			✓	
75.			Yellow-browed Bulbul	<i>Acritillas indica</i>	LC	R	✓			✓
76.		Sturnidae	Brahminy Starling	<i>Sturnia pagodarum</i>	LC	R	✓		✓	✓
77.			Common Myna	<i>Acridotheres tristis</i>	LC	R	✓		✓	✓
78.			Rosy starling	<i>Pastor roseus</i>	LC	M	✓			
79.		Turdidae	Orange-headed Thrush	<i>Geokichla citrina</i>	LC	R				✓
80.		Vangidae	Common Woodshrike	<i>Tephrodornis pondicerianus</i>	LC	R	✓		✓	✓
81.		Ardeidae	Black Bittern	<i>Ixobrychus flavicollis</i>	LC	R				✓
82.			Black-crowned Night-Heron	<i>Nycticorax nycticorax</i>	LC	R		✓		✓
83.			Cattle egret	<i>Bubulcus ibis</i>	LC	R		✓	✓	
84.			Cinnamon bittern	<i>Ixobrychus cinnamomeus</i>	LC	R			✓	
85.			Great Egret	<i>Ardea alba</i>	LC	R		✓	✓	✓
86.			Grey Heron	<i>Ardeola cinera</i>	LC	R		✓	✓	✓

87.	Pelecaniformes		Indian Pond-Heron	<i>Ardeola grayii</i>	LC	R		✓	✓	✓
88.			Intermediate Egret	<i>Ardea intermedia</i>	LC	R		✓	✓	
89.			Little Egret	<i>Egretta garzetta</i>	LC	R		✓	✓	✓
90.			Purple Heron	<i>Ardea purpurea</i>	LC	R		✓	✓	✓
91.			Striated Heron	<i>Butorides striata</i>	LC	R		✓		✓
92.			Yellow bittern	<i>Ixobrychus sinensis</i>	LC	R		✓		
93.				Pelecanidae	Spot-billed Pelican	<i>Pelecanus philippensis</i>	NT	R		
94.	Threskiornithidae		Black ibis	<i>Pseudibis papillosa</i>	LC	R	✓			
95.			Black-headed Ibis	<i>Threskiornis melanosephalus</i>	NT	R		✓	✓	✓
96.			Glossy Ibis	<i>Plegadis falcinellus</i>	LC	M		✓		✓
97.	Piciformes	Picidae	Black-rumped Flameback	<i>Dinopium benghalense</i>	LC	R	✓		✓	✓
98.	Podicipediformes	Podicipedidae	Little grebe	<i>Tachibaptus ruficollis</i>	LC	R		✓		
99.	Psittaciformes	Psittaculidae	Rose ringed parakeet	<i>Psittacula krameri</i>	LC	R	✓		✓	✓
100.	Strigiformes	Strigidae	Spotted Owl	<i>Athene brama</i>	LC	R	✓			
101.		Tytonidae	Barn Owl	<i>Tyto alba</i>	LC	R	✓			
102.	Suliformes	Anhingidae	Oriental Darter	<i>Anhinga melanogaster</i>	NT	R		✓	✓	✓
103.		Phalacrocoracidae	Indian Cormorant	<i>Phalacrocorax fuscicollis</i>	LC	R		✓		✓
104.			Little Cormorant	<i>Microcarbo niger</i>	LC	R		✓	✓	✓