

# EXPLOITATION OF GRAFTING FOR ABIOTIC AND BIOTIC STRESS MANAGEMENT IN VEGETABLE CROPS: A REVIEW

## Abstract

Plant cultivation is continually challenged by various abiotic and biotic stresses that can hinder growth and yield. Abiotic stresses, such as salinity, water stress, and temperature fluctuations, and biotic stresses, including diseases, pests, and nematodes, pose significant threats to agriculture. Grafting, a horticultural technique, offers a promising solution to overcome these challenges. In cases of salinity stress, grafting with salt-tolerant rootstocks can limit the transport of harmful ions to the shoot and help store them in the roots, mitigating ion toxicity. Water stress, including drought and water logging, can be addressed by grafting with drought-tolerant rootstocks, which can reduce yield losses and enhance photosynthesis under adverse water conditions. Grafting can also improve nutrient uptake, translocation of water, and osmoregulation, thereby assisting plants in surviving under water stress. High and low-temperature stresses, which can disrupt plant metabolism, membrane stability, and growth, can also be addressed through grafting. Grafted plants with temperature-tolerant rootstocks may indirectly enhance tolerance to extreme temperatures. Additionally, grafted plants can adapt to varying temperature conditions by promoting root growth, nutrient absorption, and the production of specific compounds that protect against temperature-related damage. Heavy metal stress, which can contaminate crops and impact human health, can be alleviated by using rootstocks that control the uptake and transport of heavy metals, reducing their toxicity to plants. Furthermore, grafting can effectively combat biotic stresses. By selecting disease-resistant rootstocks, plants can be protected against soil-borne diseases, pests, and nematodes, thereby increasing yields and sustainability in agriculture.

## Introduction

### What is grafting?

“Grafting can be defined as the natural or deliberate fusion of plant parts so that vascular continuity is established between them and the resulting composite organism functions as a single plant.”

**Vegetable grafting:** Vegetable grafting is similar to grafting of fruit trees in the way that the rootstock is selected for vigor and disease resistance and the scion is selected for fruit quality and taste. They also began to graft peppers, eggplant, and melons onto more vigorous, disease-resistant root stocks.

**Rootstock:** - The working part which interacts with the soil to nourish the plant. It provides a strong root system as an absorbing organ for the plant and influences plant growth. Precocity in bearing buds, flowers, fruits, improves fruit quality and makes resistance to pest, disease, and stress.

**Scion:** - The plant part grafted onto the rootstock is usually called the scion. Scion provides above-ground plant parts like stems, branches, and leaves and increases photosynthetic activity of the plant. These provide the desired genes to be duplicated. Scion influences flowering and fruiting with maximum quality traits with the highest yield.

## Why Grafting?

- Vegetable production is highly affected by biotic & abiotic stress
- With the ban of chemicals used (fungicides and pesticides), grafting of susceptible scion on resistant rootstocks has become an effective alternative against soil borne pathogens
- Moreover, organic cultivation of vegetable grafting eliminates the use of chemicals in disease control & eco friendly to nature

## Methods of Grafting


Selection of grafting method depends on the crop, the farmers experience, personal choice, the number of grafts required, the purpose of grafting, access to labour and the availability of machinery and infrastructure facilities. Although many machines and grafting robots have been developed but manual grafting is the most popular and widely used method.

- **Mainly following grafting methods use in vegetables**


**Fig 1. Cleft grafting**



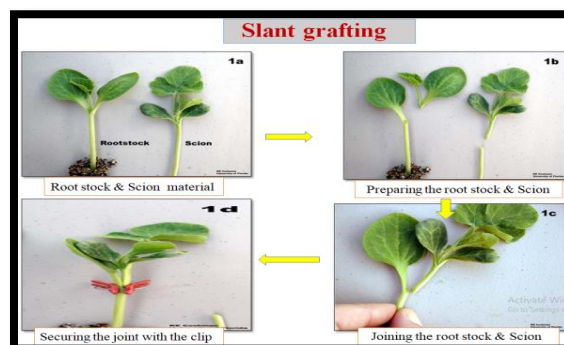
**fig 2. Tongue Approach/Approach Grafting**



**Fig 3. Hole Insertion/Top Insertion Grafting**




**fig 4. Slant/ Splice grafting Tube**



**Fig 5. Tube Grafting**

**fig 6. Automated Grafting**



## Abiotic stress:

### 1) Salinity:-

“If the concentration of harmful salts increase at the root zone of a plant to such an extent that plant growth is adversely affected, this situation is called Salinity”. It is one of the most important abiotic stresses, hampering the plant growth and development. The grafting process itself has no obvious effect on salt tolerance, but it is due to the use of salt tolerant rootstock. Plants grafted onto different rootstocks, respond more or less differently to salinity. Grafting can alleviate ion toxicity by limiting the transport of  $\text{Na}^+$  to the shoot while storing it in the roots, which is typical tissue tolerance mechanism. Sanwal *et al.* (2022) observed that maximum plant height (67.35, 58.62, 52.82 cm) and fruit yield (2301.87, 1781.70, 1132.25 g/plant), higher amount of  $\text{K}^+$  content in roots (17.84, 15.48 & 11.24  $\text{mg g}^{-1}$  DW) and shoots (13.46, 12.28 & 10.08  $\text{mg g}^{-1}$  DW) with lower  $\text{Na}^+$  content root (4.82, 7.32 & 10.04  $\text{mg g}^{-1}$  DW) shoot (4.18, 4.96 & 8.43) in cv. Kashi Aman grafted on salt tolerant eggplant rootstock IC-111056 under control and saline ( $\text{EC}_{iw}$  6 and 9  $\text{dS m}^{-1}$ ) condition. Yanyan *et al.* (2018) concluded that maximum growth parameters likes plant height (57.8 cm), stem diameter (3.6 mm), dry weight (3.9 g) and number of leaves (7.8) was obtained when W(Jingxin no. 2) grafted on P2 (Kaijia no. 1) under saline condition (200  $\text{mmol}\cdot\text{L}^{-1}$ ). El-Kafafi *et al.* (2017) proved that grafted Cantaloupe plants had a better performance than the non-grafted ones especially grafted onto Star rootstock.

### 2) Water Stress:

**I) Drought:** Grafting is considered to be an environmentally friendly technique for reducing the yield losses caused by drought. Grafting has been identified as an effective tool for WUE in water stress situations. Grafted plants using tolerant rootstocks, which improved photosynthesis under water stress. The increase of nutrient uptake in drought resistance grafting combinations can be related to the considerable soil exploration resulting from the deep and vigorous root system. Al-Harbi *et al.* (2017) observed that maximum stem diameter (14.60, 14.87 mm), plant height (213.2, 219.3 cm), shoot and root fresh weight (1150.3, 1137.7 & 51.83, 51.67 g) were recorded in grafted plant at 100%  $\text{ET}_c$  water stress level followed by the treatment of grafted plants under moderate water stress (80%  $\text{ET}_c$ ). Rouphael *et al.* (2008) concluded that in both growing seasons, the seasonal ET of grafted and ungrafted plants decreased with increasing water deficit, whereas yield water use efficiency increased under water stress conditions. The

WUEy in grafted plant grown at 0.5 ET increased 14.1kg m<sup>-3</sup> and 15.0 kg m<sup>-3</sup> respectively, compared with those grown under a full irrigation regime.

**II) Excess Soil Moisture or flooding:** It refers to a condition where water is present in excess amount than its optimum requirement. Its excess creates an anaerobic situation in rhizosphere due to which a plant experience stress. Kumar *et al.* (2016) observed that overall percentage of long styled flowers was observed to be higher in grafted SR pink to the level of 38.04, while much higher percentage of such flowers (43.78) was noticed in grafted SR purple. Consequently, the presence of higher per cent of medium styled flowers in non-grafts was observed, which was at par with grafts of SR pink in 2014 and 2015. But, results of pooled analysis showed significantly higher number of medium styled flowers (54.04%) in non-grafts compared to grafts (51.16%) in SR pink. Likewise, Maximum yield per ha was obtained when *Surati Ravaiya* grafted on *Solanum torvum* and also investigated that significant increase in survival percentage of Surati Ravaiya pink and purple 96.94 and 97.50, respectively having 21.60 and 13.22 percent more plant stand compared to their non grafted counterparts. The mean plant height among different treatments was observed higher in grafted SR purple (85.71 cm) as well in grafted SR pink (81.46 cm). Both the cultivars responded differently to stem diameter upon grafting. Although, grafted plants in these cultivars presented higher stem diameter, but significantly higher stem diameter of 1.88 cm was shown by only grafted SR pink followed by SR purple. Bhatt *et al.* (2015) revealed that maximum number of fruits (41), yield per plant (1262 g) when Arka Neelkanth grafted on Arka Rakshakunder flooding condition for 6 days while, highest leaf water potential in AR/AK.

### 3) Temperature stress

**I) Low temperature stress:** Gao *et al.* (2016) found that grafting with the ‘Hiranasu’ rootstock (T<sub>2</sub>) increased Plant height (18.26 cm), Stem diameters (0.36 cm), Shoot fresh weight (20.46 g/plant) and Root fresh weight (6.76 g/plant). There was no difference in the stem diameters of the eggplant seedlings and They also concluded that the chlorophyll content of young eggplant leaves decreased gradually with low temperature stress. On the 9<sup>th</sup> day of growth, the chlorophyll contents of the control, T<sub>1</sub> and T<sub>2</sub> were 0.876, 0.901, and 0.960 mg·g<sup>-1</sup>FW, which were 68.8%, 74.1% and 87.4% of that of the pre-treated samples, respectively. After recovery, the chlorophyll contents of the eggplant seedlings increased, but the recovery capacity of T<sub>2</sub> was most rapid.

**II) High temperature stress:** Abdelmageed and Gruda *et al.* (2009) observed that leaf area and the fresh weights of the leaves and stem for both T/E and T/T were significantly higher than that from ‘UC 82-B’ at the high temperature regime. This might be attributed to the ability of these plant types to produce more assimilates than the heat sensitive cv. ‘UC 82-B’. Furthermore, it is interesting that grafted T/T plants showed better vegetative parameters compared to the heat tolerant cv. ‘Summerset’ and also concluded that the leakage of electrolytes through the plasma lemma results in reduced photosynthetic and mitochondrial activity of plant cells and there was a significant difference between the grafted and non-grafted plants; grafted plants showed lower electrolyte leakage than in non-grafted ones, irrespective of the growth temperature. Minimum

leakage of electrolytes recorded with heat sensitive UC 82-B scion of tomato grafted on heat tolerant eggplant cv. Black Beauty.

**4) Heavy metals stress:** The most common heavy metal contaminants are Cd, Cr, Ni, Hg, Pb and generally produce common toxic effects on plants. According to the monitoring results of the Agricultural Environment Monitoring Station of the Ministry of Agriculture, cadmium pollution in sewage irrigation area is the largest, reaching 38.5 million hectares, accounting for 56.9% of the excess area of heavy metal and cadmium exceeding standard rate of agricultural products produced in sewage irrigation area was 10.20% (Ronghai *et al.* 2019). A survey in Japan showed that approximately 7% of eggplant fruits contain cadmium (Cd) concentrations above the international limit for fruiting vegetables. Cadmium and its compounds are highly toxic and exposure to this metal may cause cancer. Ronghai *et al.* (2019) observed that among the five treatments, the roots and rootstock stems cadmium content under treatment *S. melongena* grafted with *S. alatum* reached the maximum, which were 33.87% ( $p < 0.05$ ), 29.48% ( $p < 0.05$ ), 44.48% ( $p < 0.05$ ), 20.19% ( $p < 0.05$ ) and 266.13% ( $p < 0.05$ ), 18.85% ( $p < 0.05$ ), 19.96% ( $p < 0.05$ ) and 87.96% ( $p < 0.05$ ) higher than the treatments of ungrafted, *S. melongena* grafted with *S. diphyllum*, *S. melongena* grafted with *S. nigrum* and *S. melongena* grafted with *S. nigrumhumile*. The cadmium content of root and rootstock stem of *S. melongena* grafted with *S. alatum* were higher than control, but lower than other three treatments, and scion stems, scion leaves and whole scion cadmium content of the treatment were lowest. The cadmium content of scion stem and scion leaves for the treatments of ungrafted, *S. melongena* grafted with *S. diphyllum*, *S. melongena* grafted with *S. nigrum* and *S. melongena* grafted with *S. alatum* were significantly higher 330.69% ( $p < 0.05$ ), 134.98% ( $p < 0.05$ ), 120.46% ( $p < 0.05$ ), 53.14% ( $p < 0.05$ ) and 126.24% ( $p < 0.05$ ), 204.46% ( $p < 0.05$ ), 196.70% ( $p < 0.05$ ), 151.32% ( $p < 0.05$ ) than *S. melongena* grafted with *S. nigrumhumile*, respectively. The order of whole scion cadmium content was ranked in the following order: *S. melongena* grafted with *S. nigrum* > *S. melongena* grafted with *S. diphyllum* > ungrafted > *S. melongena* grafted with *S. alatum* > *S. melongena* grafted with *S. nigrumhumile*.

### **Biotic stress**

**1. Disease:** Shalaby *et al.* (2022) concluded that minimum disease Incidence (20.8 % & 16.6 %) Days after Transplanting were recorded with VSS-61 F1 rootstock in both locations respectively, which significantly at par with Ferro and Super Shintoza rootstocks. Kausiket *et al.* (2018) observed that maximum percent disease reduction was recorded in USVL482-PMR (*Lagenaria siceraria*) rootstock and followed by two rootstock of bottle gourd USVL482351- F1 and USVL351-PMR. Grafting watermelon on resistant rootstocks may help mitigated the effect of powdery mildew on susceptible scion seedling.

**2. Insect pests:** Kumar *et al.* (2019) observed that the tolerance of grafted plants to shoot and fruit borer was indicated by significantly less infestation while grafted *Surati Ravaiya Purple*

recorded 17.86%. The overall infestation of 22.79% was observed in grafted plants of *Surati Ravaiya* Pink compared to 32.72% and 30.47% in normal plants of the cultivar.

**3. Nematode Tolerance:** Dhivya and Sivakumar (2016) revealed that all the rootstocks and scions developed characteristic galls caused by *M. incognita*. Among the rootstocks and scions, significant differences were noticed on number of galls per 10 g of root, number of egg masses per g of root and number of females per g of root. *S. sisymbriifolium* (4.45, 1.30 and 1.70) followed by *Physalisperuviana* (4.87, 1.43 and 1.87 ) and *S. torvum* (5.51, 1.87 and 2.10) recorded the lowest number of galls, number of egg masses and number of females per g of root, respectively and showed resistant reaction. Sharma *et al.* (2019) investigated sixteen different rootstocks were screened for their resistance to *Meloidogyne incognita*. Out of total rootstocks, one rootstock of tomato ‘Green Gourd’ with RKI-1, one brinjal ‘ VI-034845’ with RKI-5 and ‘VI-047335’ were found moderately resistant with RKI-16, two chilli rootstocks ‘ PI-201232’ with RKI-2 and ‘AVPP0205’ with RKI-3 were found resistant to root knot nematode. Punitha (2020) concluded that among the seven cucurbitaceous species rootstocks and two cucumber scions screened against the incidence of RKN, the highest shoot length were recorded in fig leaf gourd (253.80 cm) and NS 408 hybrid scion(112.55 cm) followed by African horned cucumber, the shoot weight (45.36 g), shoot dry weight (5.03 g), root fresh weight (2.83 g) and root dry weight (0.45 g) were significantly higher in winter squash and NS 408 hybrid scion(22.50, 2.89,0.83, 0.10 g) followed by pumpkin and maximum root length was found in Pumpkin rootstock followed by winter squash with NS 408 hybrid scion (24.76 cm ).

## Conclusion

In conclusion, grafting offers a multifaceted approach to enhance plant resilience against a wide range of environmental and biological challenges. Selecting the appropriate rootstocks tailored to specific stressors can significantly contribute to improving crop productivity and ensuring food security in a changing climate and evolving agricultural landscape.

## References

Abdelmageed AHA and Gruda N. Influence of grafting on growth, development and some physiological parameters of tomatoes under controlled heat stress conditions. *European Journal of Horticultural Science*. 2009; **74**(1): 16-20.

Al-Harbi A, Hejazi A and Al-Omran A. Responses of grafted tomato (*Solanum lycopersicon* L.) to Abiotic stresses in Saudi Arabia. *Saudi Journal of Biological Sciences*. 2017; **24**: 1274-1280.

Anonymous. Introduction: Methyl Bromide and the montreal protocol. Phasing-out Methyl Bromide in Developing Countries. 2014; **Pp**: 11-14.

Aradhana S, Chatterjee R, Bhaisare P and Subba S. Grafting as an alternate tool for biotic and Abiotic tolerance with improved growth and production of solanaceous vegetables: challenges

and scopes in India. *International Journal of Current Microbiology and Applied Sciences*. 2018; **7**(1): 121-135.

Bhatt RM, Upreti KK, Divya MH, Bhatt S, Pavithra CB and SadasAJRAF\_117497a AT. Interspecific grafting to enhance physiological resilience to flooding stress in tomato (*Solanum lycopersicum* L.). *Scientia Horticulturae*. 2015; **182**: 8-17.

Dhivya R, Sadasakthi A and Sivakumar M. Reaction of wild *Solanum* rootstock and tomato scions against root knot nematode (*Meloidogyne incognita* kofoid and white). *Advance Research Journal of Crop Improvement*. 2016; **7**(1): 10-13.

El-Kafafi SH, El-Azm NAIA and Hikal MS. Grafting enables cantaloupe to tolerance more saline stress. *Journal Plant Production, Mansoura University*. 2017; **8**(6): 671-678.

Gao Q, Wu Y, Jia S, Huang S and Lu X. Effect of rootstock on the growth, photosynthetic capacity and osmotic adjustment of eggplant seedlings under chilling stress and recovery. *Pakistan Journal of Botany*. 2016; **48**(2): 461-467.

Garcia-Sanchez F, Syvertsen JP, Gimeno V, Botia P and Perez-Perez JG. Responses to flooding and drought stress by two citrus rootstock seedlings with different water-use efficiency. *Biologia Plantarum*. 2007; **130**: 532-542.

Guo WZ, Liu SF, Li DR and Zhao SS. Mechanisms of soil salinization in protected cultivation. *Soils*. 2004; **36**: 25-29.

Kato C, Ohshima N, Kamada H and Satoh S. Enhancement of the inhibitory activity for greening in xylem sap of squash root with waterlogging. *Plant Physiology and Biochemistry*. 2001; **39**(6): 513-519.

Kousik CS, Mandal M and Hassell R. Powdery mildew resistant rootstocks that impart tolerance to grafted susceptible watermelon scion seedling. *Plant Disease*. 2018; **102**: 1290-1298.

Kumar R, Rajasree V, Sagar L, Ahuja A, Savithiri N, Karthick K, Mehta A and Saini R. Vegetable grafting: A recent advance in olericulture: A review. *International Journal of Current Microbiology and Applied Sciences*. 2018; **7**(9): 1877-1882.

Kumar S, Patel NB and Saravaia, SN. Studies on *Solanum torvum* swartz rootstock on cultivated eggplant under excess moisture stress. *Bangladesh Journal of Botany*. 2019; **48**(2): 297-306.

Kumar S, Patel NB, Saravaiya SN and Vashi JM. Performance of grafted brinjal cv. *Surati Ravaiya* and *Solanum torvum* swartz rootstock under excess moisture conditions of South Gujarat, India. *International Journal of Tropical Agriculture*. 2016; **34**(3): 753-760.

Otani T and Seike N. Rootstock control of fruit dieldrin concentration in grafted cucumber (*Cucumis sativus*). *Journal of Pesticide Science*. 2007; **32**(3): 235-242.

Punithaveni V. Studies on grafting techniques for management of fusarium wilt and root knot nematode in cucumber (*Cucumis sativum* L.).*Ph.D. (Horti.)*. Tamilnadu Agricultural University, Coimbatore, India.2015; 8 p.

Rivero RM, Ruiz JM and Romero L. Iron metabolism in tomato and watermelon plants: influence of grafting. *Journal of Plant Nutrition*.2004; **27**:2221–2234.

Ronghai L, Liping L, Hongyan L, Lin L and Pan S. Effect of different *Solanum* rootstocks on biomass and cadmium content of *Solanum melongena* seedlings.*Earth and Environmental Science*. 2019; **358**(5): 1-5.

Rouphael Y, Cardarelli M and Colla G. Yield, mineral composition, water relations and water use efficiency of grafted mini-watermelon plants under deficit irrigation. *HortScience*. 2008; **43**(3): 730-736.

Sanchez-Rodriguez E, Ruiz JM, Ferreres F and Moreno DA. (2012). Phenolic Metabolism in Grafted versus Nongrafted Cherry Tomatoes under the Influence of Water Stress. *Journal of Agricultural and Food Chemistry*. 2012; **59**(16):8839-8846.

Santa-Cruz A, Martinez-Rodriguez MM, Perez-Alfocea F, Romero-Aranda .R and Bolarin M.C. The rootstock effect on the tomato salinity response depends on the shoot genotype. *Plant Science*. 2002; **162**(5):825-831.

Sanwal SK, Mann A, Kumar A, Kesh H, Kaur G, Rai AK, Kumar R, Sharma PC, Kumar A, Bahadur A, Singh B and Kumar P. Salt tolerance eggplant rootstocks modulate sodium partitioning in tomato scion and improve performance under saline conditions. *Agriculture*. 2022; **12**(183): 1-15.

Satisha J, Prakash GS, Bhatt RM and Kumar P. Physiological mechanisms of water use efficiency in grape rootstocks under drought conditions. *International Journal of Agricultural Research*. 2007; **2**: 159–164.

Schwarz D, Rouphael Y, Colla G and Venema JH. Grafting as a tool to improve tolerance of vegetables to abiotic stresses: Thermal stress, water stress and organic pollutants.*Scientia Horticulturae*. 2010; **127**(2):162-171.

Shalaby TA, Taha NA, Rakha MT, El-Beltagi HS, Shehata WF, Ramadan KMA, El-Ramady H and Bayoumi YA. Cab grafting manage fusarium wilt disease of cucumber and increase productivity under heat stress? *Plants*.2022; **11**(1147): 1-21.

Sharma V, Kumar P, Sharma P, Sharma PK, Singh A and Negi ND. Root-knot nematode (*Meloidogyne incognita*) amelioration in tomato under protected conditions through rootstocks. *Journal of Entomology and Zoology Studies*.2019; **7**(3): 1518-1523.

Singh H, Sethi S, Kaushik P and Fulford A. Grafting vegetables for mitigating environmental stresses under climate change. *Journal of Water and Climate Change*. 2020; pp. 1784-1797.

Yanyan Y, Shuoshuo W, Min W, Biao G and Qinghua S. Effect of different rootstocks on the salt stress tolerance in watermelon seedlings. *Horticultural Plant Journal*. 2018; **4**(6): 239-249.

UNDER PEER REVIEW