

# **Management of food waste and landfill, a priority towards reducing the carbon footprint and a sustainable environment**

## **Abstract**

The Sustainable Development Goals (SDGs) are attracting global attention amid concerns over food security and environmental pollution resulting from the expanding global economy and population growth. Food waste that occurs at all stages of processing is thrown into landfills. This food waste is sent to landfills where it decomposes to produce greenhouse gas emissions. A significant portion of waste thrown into landfills is organic kitchen waste that decomposes to produce greenhouse gases responsible for climate change and environmental risks.

This observation is that of our results, which point out that poor management of food waste, the landfills which receive it are uncontrolled and thus leaving access to human persons due to the proximity to the residential houses, as well as as to insects and animals. Incineration is the main method used to dispose of waste, with very few initiatives for recycling or composting of waste, thus leaving their degradation or incineration in the open air with all the consequences on the carbon footprint and the climate.

Initiatives for the good use of waste, in particular: recycling, composting, etc., must be encouraged for the good management of waste and landfill sites in order to preserve our environment from greenhouse gases. For this reason, regulations on waste management and landfills must be considered to prevent the future.

Keywords: food waste; waste discharge; Carbon footprint.

## **Introduction**

Food is a precious commodity that not only quickly turns into waste, but also negatively influences the environment[1]. Food waste generated from homes and restaurants is becoming a significant part of municipal waste [2]. Food waste also comes from hotels, food markets, cafeterias and bakeries.

The high rate of food consumption and the very low rate of recycling of food waste lead to the formation of mountains of food thrown into landfills. In these landfills, dumped food is burned, thereby producing harmful gases [3].

Thus, waste management is one of the crucial practices essential for maintaining a sustainable environment[4]. This management refers to the process of collection, transport, treatment and disposal of waste. And encompasses various activities aimed at reducing, reusing and recycling waste[5]. This involves the proper management of waste from its generation to its final disposal.

Because inappropriate waste disposal practices can have serious environmental consequences[6]. When waste is not treated properly, it can contaminate air, water and soil, posing significant risks to ecosystems and human health[7]. Poorly managed landfills can

release harmful gases, such as methane, a powerful greenhouse gas that contributes to climate change. These emissions can worsen air pollution and contribute to global warming[8].

Careless waste management can also lead to pollution of water sources[9]. Improperly disposed hazardous materials, such as chemicals and pollutants, can leach into groundwater, rivers, and oceans, affecting aquatic life and compromising water quality[10,11]. Contaminated water not only harms marine ecosystems, but also poses risks to human consumption and agricultural activities that depend on clean water sources[12].

From this observation, it is urgent, before developing strategies to reduce food waste in order to support the economy and fight against climate change, to understand through an inventory, the process of managing food waste, to their packaging and especially the state of the landfills which receive them as final disposal sites.

The objective of this study was therefore to understand the process of managing food waste and its packaging from its collection to its elimination at landfills in order to determine the overall impact of food waste on the environment through production. possible greenhouse gases.

## Method

The present study involved direct observational research on the management of food waste and its public landfill in the city of Lubumbashi. Using Google Form, third-year Bachelor of Biomedical Sciences students questioned and observed food store managers regarding the management of food waste within the food store and during the disposal process at the food site. dump .

For a reasonable assessment of the disposal quality of the landfill site, we have defined landfill site evaluation parameters in order to understand the risk presented by each site. photographs of certain sites were taken to illustrate their condition.

## Results& Discussion

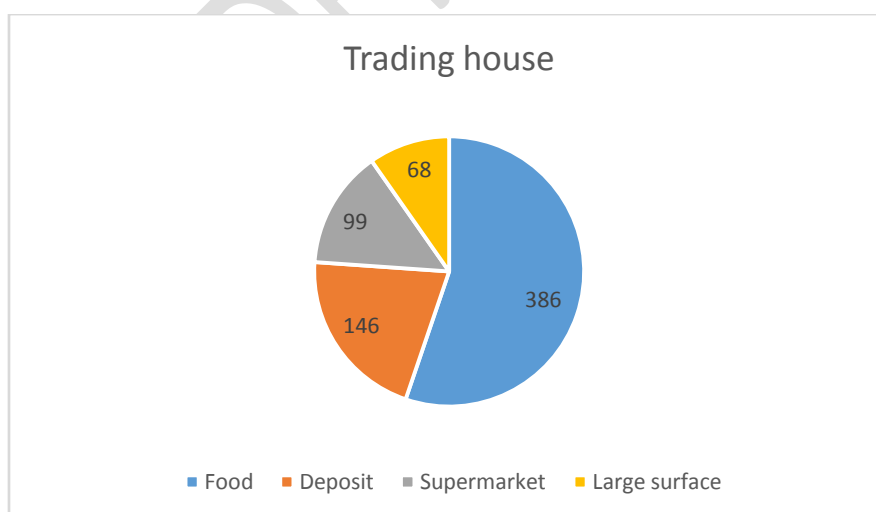


Figure 1: Distribution of business houses visited

From this figure, it appears that the power supplies in the community are the first producers of waste followed by depots and supermarkets and the supermarkets come in last position.

Locally, food businesses always organize a catering area with significant activity and which unfortunately is accompanied by the production of enormous quantities of food waste, the result of leftovers not consumed by buyers. This situation is known worldwide, because the global catering sector generates significant quantities of food waste[13]. UNEP (2021) estimates this waste at 244 Mt. per year, or 19% of the global total of avoidable food waste [14]



**Figure 2: types of waste produced**

Plastics and papers are the waste most produced in our commercial structures, followed by organic waste consisting of food waste.

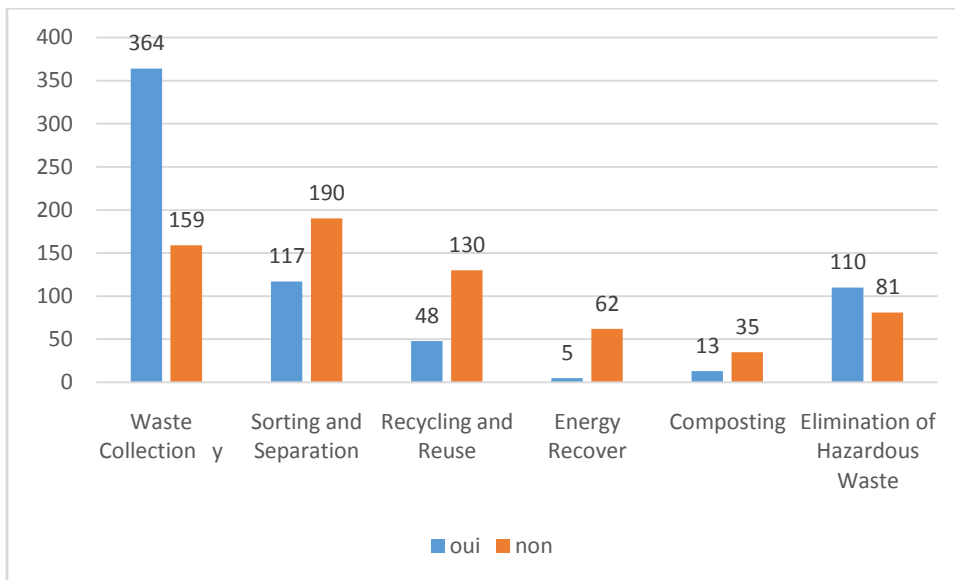
When food is thrown away, so are the packaging materials it was contained in. Large quantities of different materials, such as paper, glass and plastic, are used worldwide to make packaging materials and more than two thirds are used in the food sector alone.[15]

The packaging industry consumes the largest volumes of plastics produced in the world and is the leading source of plastic waste into the environment at an alarming rate.[16] Plastics, materials obtained by polymerization of compounds (ethylene, propylene, styrene, etc.) resulting mainly from the steam cracking of hydrocarbons themselves resulting from the distillation of petroleum[17]. Plastic pollution has various negative health impacts in Africa, affecting both human populations and ecosystems[18]. Plastic waste, especially single-use plastics and microplastics, can contaminate freshwater sources such as rivers, lakes and groundwater[19]. This pollution can lead to the consumption of microplastics via contaminated drinking water, potentially posing risks to human health[20]. Likewise, plastic can end up in the food chain[21]. Plastics can also contain toxic chemicals, which can leach into the environment and potentially enter the food chain.[22] Prolonged exposure to these chemicals, including through consumption of contaminated food or water, can cause adverse health effects, including endocrine disruption, developmental problems, and increased risks of cancer.[23]

Paper and board account for 31% of the global packaging market segment and are most widely used in food packaging for containment and protection of food products, convenience during storage or consumption and communication of information relevant to consumers, including their marketing aspects[24].The paper carries an environmentally friendly label, making it the first choice for food industries and is mainly used at the primary level (i.e. in direct contact with food products) and secondary level (i.e. i.e. for the transport and storage of primary packaging) [25].Plain paper is insufficient for food products due to its poor barrier properties, poor heat sealing and low strength. Thus, it is impregnated with an additive or laminated with aluminum or plastic to improve its functional properties[26].Various components and additives from paper can migrate into food products and cause serious risks to human health depending on the level of migration and consumption (exposure is expressed as a product of migration and food consumption)[ 27.28].

Food waste is the main contributor to greenhouse gases and climate change[29].When food is thrown away, it goes into landfills, where it rots to produce methane, a greenhouse gas 28 times more potent than carbon dioxide.[30] If we divert food waste from landfills to an innovative food waste treatment system, we can stop almost 11% of greenhouse gas emissions[31]. The methane released from food waste stays in our environment for 12 years and traps most of the sun's heat. Although methane is short-lived, it contributes 20% of greenhouse gas emissions[32]. So, to fight against food waste,The food waste hierarchy best describes food waste management priorities. The most favorable option is prevention, followed by reuse, recycling, recovery and disposal as the least favorable option [33]. It is the responsibility of households and individual consumers to contribute to the reduction of food waste using the 3R principle of reduce, reuse and recycle [34].Using this 3R principle can also reduce resource usage. Reducing means reducing the amount of food and managing the amount of food, that is, not accumulating too much food. Repurposing involves using leftover ingredients to prepare a new menu and saving leftover food that can still be consumed for the next meal, which will help minimize the amount of food wasted. Recycling is the use of food waste to make compost or animal feed. By following the 3R principles, consumers can help reduce economic losses, reduce the use of natural resources, reduce global warming and protect the environment[35].

And observing Figure 3, these principles are less applicable in the city of Lubumbashi, the food stores and supermarkets visited ignore in most cases the practice of 3R. which has the result ,production of large quantities of methane. Methane has a greater global warming potential than carbon dioxide at the landfill [36].



**Figure 3: Waste sorting activities waste treatment**

From Figure 3, we see that most food sales structures collect waste and few sort and separate waste and almost all of these structures do not process waste for transformation. waste treatment and disposal in Lubumbashi is still suboptimal

**Table 1: Sorting and Separation: centenary color code and lid color code**

	gray cover	black cover	green lid	blue lid	yellow lid	red cover	chocolate lid
centenary gray	339	198	38	28	8	25	21
black centenarian	93	430	55	27	15	23	14
centennial green	107	178	285	25	14	23	25
	539	806	378	80	37	71	60

The sorting and separation of waste is done without respecting the color code as also shown in the photo below, in which we note poor maintenance of the bins: too full, without lids, containing the same types of waste whatever the size. color of the trash can.

Picture 1: Waste collection



Waste collection and first sorting of waste is done using bins and waste sorting behavior is strongly linked to the perception of trash cans. Waste sorting can be improved through better bin design and/or more appropriate location, this will result in better segregation of waste at source and thus reduce costs and time spent on recycling processes[37]. A low recycling rate is strongly linked to poor waste sorting. Waste sorting is correlated with the economic status of countries – the sorting rate is generally higher in higher income countries[38].

The design of the bins also helps to encourage waste sorting. For example, specially designed opening slots for recyclable waste increased separation performance [39] and prevented recycling contamination [40]. The color classification of trash cans can also guide consumers when sorting waste for disposal [41]. Additionally, color perception impacts human memory and decision-making[42]. Color can be associated with different types of waste. Choosing optimal colors can therefore improve the efficiency of waste sorting. The influence of colors in visual communication has been used to reveal the meaning of colors in recycling behavior [43]. Bright yellow trash cans can improve the capture rate of food waste [44].

The location and location of trash cans also impact waste disposal behavior[45]. Easy access to trash cans can improve the efficiency of sorting compostable and recyclable waste in high-density residential buildings[46].

[47]



Photo 2 appearance of public trash cans

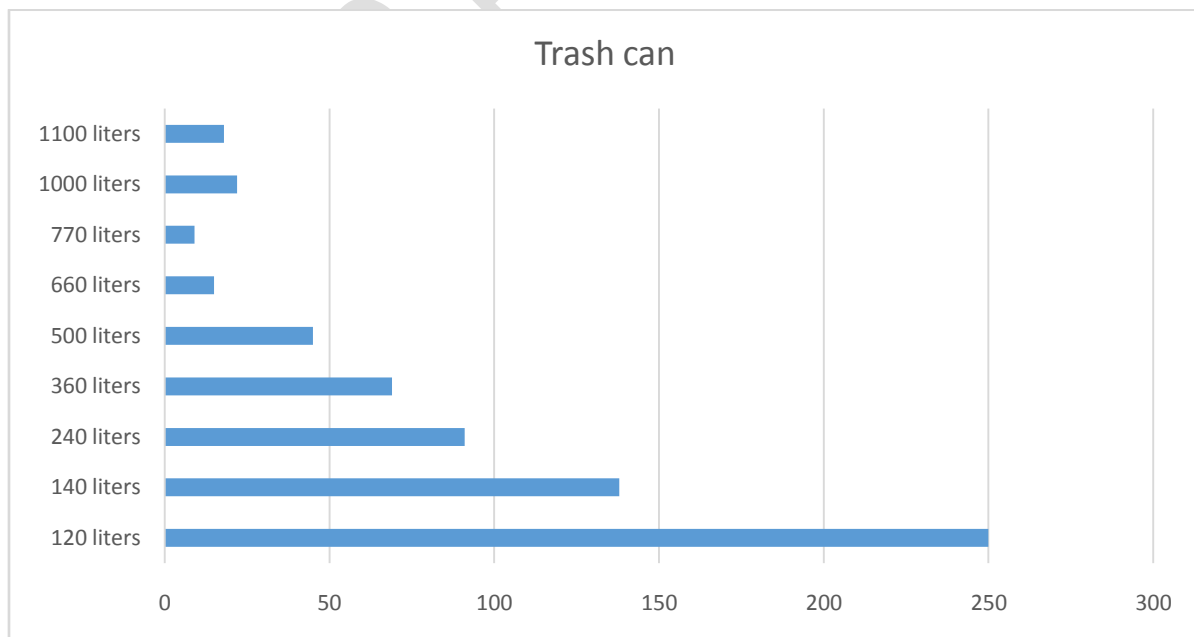


Figure 4: Trash can capacity

From this figure, we see that trash cans with capacities between 120 and 240 liters are the most used. and the trend is much more for that of 120 liters

In addition to public bin-shaped trash cans as shown in photo 2, commercial food establishments use plastic trash bins of different sizes and these trash bins are designed to accommodate the increasing volume of household waste generated in modern life, offering solutions efficient and hygienic waste management[48].



Picture 2: Appearance of a waste dump

**Table 2: Waste disposal**

	Reuse	composting	Energy recovery	Landfill	Incineration
<b>Waste Paper</b>	132	85	12	19	409
<b>Plastic</b>	140	124	20	40	333
<b>Metallic</b>	230	123	56	157	89
<b>Aluminum</b>	166	130	86	145	127

<b>Organic waste</b>	99	181	30	201	145
<b>Glass</b>	155	146	35	204	117

Incineration is the most used means of eliminating waste and plastics, in certain proportions, we resort to the reuse of metal and aluminum waste and composting for organic waste.



Picture 3: Discharge of waste in smoke and near residential houses: makeshift incinerations

Incineration has the advantage of being able to considerably reduce the volume of waste and generate energy. However, cremation also has several disadvantages. It can release harmful pollutants into the air, such as dioxins and heavy metals [49]. Recycling, in turn, has several benefits, including reducing the amount of waste in landfills, conserving resources natural resources and the reduction of pollution[50]. Finally, Composting is the process of breaking down organic waste into nutrient-rich soil. Composting has several benefits, including reducing the amount of waste in landfills and providing a natural fertilizer for plants.[51]

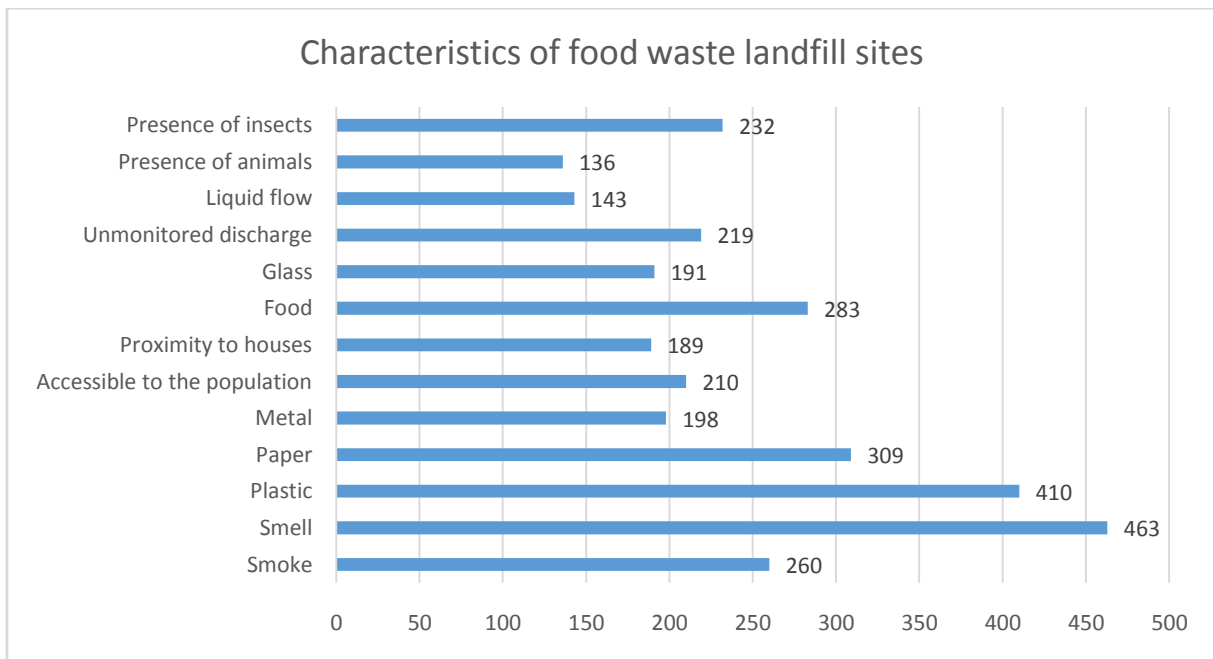


Figure 5: Discharge characteristics

The landfills are characterized by strong odors, presence of smoke, accessible to the population, they are nearby, these landfills present liquid flows and are visited by insects and animals. There we find more plastic waste, then paper (cardboard) and then food waste and finally metal waste and glass.

The high proportion of odor at landfill sites is synonymous with a composting process, the major disadvantages of which are the long duration of the process and the emission of odors[52]. The landfill areas are uncontrolled and give access to animals and insects in proximity to residential houses (see photos 4) and this uncontrolled elimination generates serious pollution by heavy metals in the water, soil and plants [53], open air combustion is the origin of CO, CO<sub>2</sub>, SO, NO, PM 10 and other pollutant emissions that affect the atmosphere [54], waste collection in Open dumps pose serious health risks to people working in these areas [55]

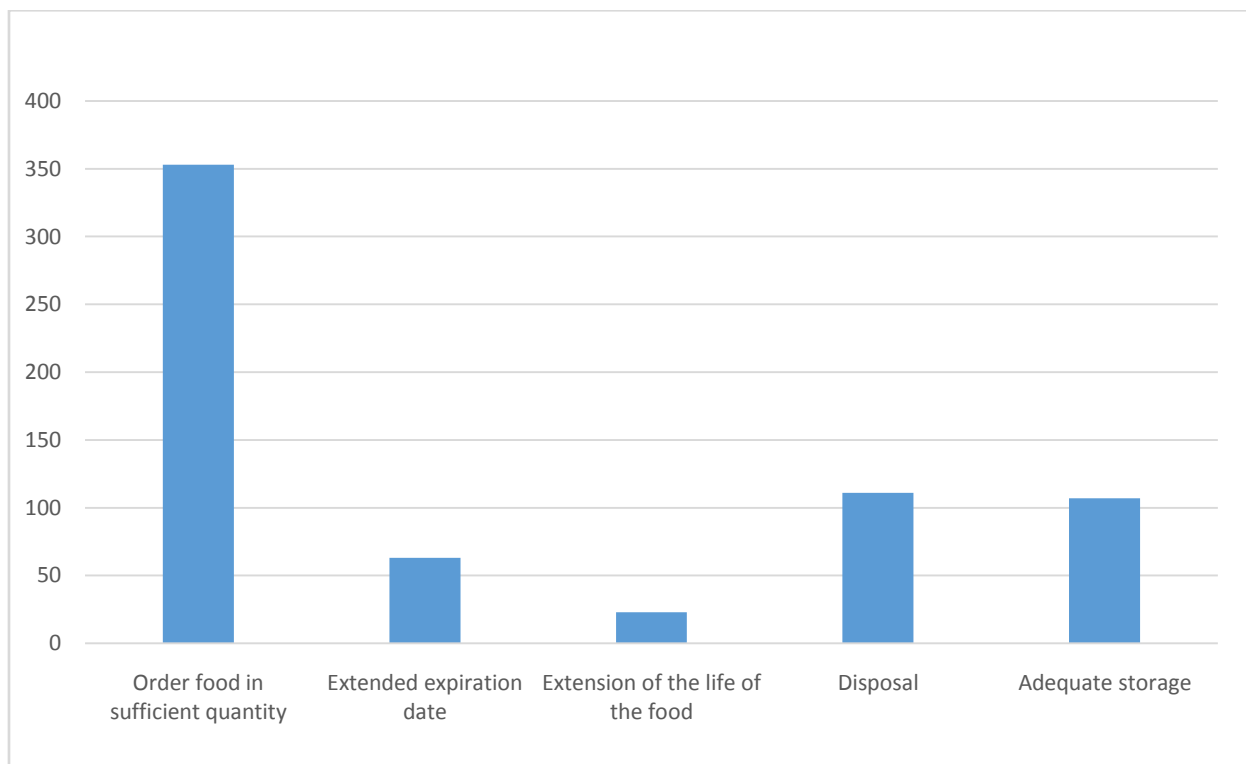


Figure 6: How to avoid waste

This figure reveals that traders, in order to reduce food waste and also reduce the quantity of packaging waste, consider ordering sufficient quantities of goods and adequate conservation to be completely purchased, some consider eliminating expired items during that others think about continuing to sell them by extending the expiration date.

The other authors believe that to improve waste management in developing countries, solutions such as organic waste buy-back programs, with compost or biogas production [56], the implementation of waste management plans and technologies energy recovery [57], energy recovery from waste in parallel with recycling of glass, metals and other inerts [58], production of energy from biomass waste by manufacturing briquettes [59], implication of the integration of waste pickers with legal incentives [60], between others .

## Conclusion

Effective waste management enables environmental sustainability by reducing pollution, conserving resources and minimizing the ecological footprint. Additionally, stores that prioritize good waste management demonstrate their commitment to social responsibility, which improves their reputation and strengthens their relationships with customers, suppliers and stakeholders. Additionally, effective waste management can result in savings through reduced waste disposal costs, optimized use of resources, and potential revenue generation through recycling or waste-to-energy initiatives. By implementing effective waste management practices, businesses contribute to a cleaner, healthier environment while reaping economic and social benefits.

## References

1. Singh V., Wyatt J., Zoungrana A., Yuan Q. Evaluation of Vermicompost Produced by Using Post-Consumer Cotton Textile as Carbon Source. *Recycling*. 2022;7:10. doi:10.3390/recycling7010010. [CrossRef] [Google Scholar] [Ref list]

2. Tyagi R., Agrawal A., Ali SS Indian Renewable Energy Act 2015: A Step Towards Reducing Carbon Footprint. *Indian J. Power River Val. Dev.* 2020;68:145–151. [Google Scholar] [Ref list]
3. Bennbaia S., Wazwaz A., Abujarbou A., Abdella GM, Musharavati F. IEOM Society International towards Sustainable Society: Design of Food Waste Recycling Machine; Proceedings of the International Conference on Industrial Engineering and Operations Management; Bandung, Indonesia. 6–8 March 2018; pp. 6–8. [Google Scholar] [Ref list]
4. Beatrice Abila; Jussi Kantola, Waste management: relevance to environmental sustainability, *International Journal of Environment and Waste Management (IJEWM)*, Vol. 23, No. 4, 2019, DOI: 10.1504/IJEWM.2019.099991
5. Abubakar IR, Maniruzzaman KM, Dano UL, AlShihri FS, AlShammari MS, Ahmed SMS, Al-Gehlani WAG, Alrawaf TI. Environmental Sustainability Impacts of Solid Waste Management Practices in the Global South. *Int J Environ Res Public Health.* 2022 Oct 5;19(19):12717. doi:10.3390/ijerph191912717. PMID: 36232017; PMCID: PMC9566108.
6. Omang DI, John GE, Inah SA, Bisong JO. Public health implication of solid waste generated by households in Bekwarra Local Government area. *Afr Health Sci.* 2021 Sep;21(3):1467-1473. doi:10.4314/ahs.v21i3.58. PMID: 35222612; PMCID: PMC8843296.
7. Hussein I. Abdel-Shafy, Mona SM Mansour, Solid waste issue: Sources, composition, disposal, recycling, and valorization, *Egyptian Journal of Petroleum*, Volume 27, Issue 4, 2018, Pages 1275-1290, ISSN 1110 0621, <https://doi.org/10.1016/j.ejpe.2018.07.003>
8. Siddiqua A, Hahladakis JN, Al-Attiya WAKA. An overview of the environmental pollution and health effects associated with waste landfilling and open dumping. *Environ Sci Pollut Res Int.* 2022 Aug;29(39):58514-58536. doi:10.1007/s11356-022-21578-z. Epub 2022 Jul 1. PMID: 35778661; PMCID: PMC9399006.
9. Perkumienė D, Atalay A, Safaa L, Grigienė J. Sustainable Waste Management for Clean and Safe Environments in the Recreation and Tourism Sector: A Case Study of Lithuania, Turkey and Morocco. *Recycling.* 2023; 8(4):56. <https://doi.org/10.3390/recycling8040056>
10. Li P, Karunanidhi D, Subramani T, Srinivasamoorthy K. Sources and Consequences of Groundwater Contamination. *Arch Environ Contam Toxicol.* 2021 Jan;80(1):1-10. doi:10.1007/s00244-020-00805-z. Epub 2021 Jan 2. PMID: 33386943; PMCID: PMC7778406.
11. Talabi, A. and Kayode, T. (2019) Groundwater Pollution and Remediation. *Journal of Water Resources and Protection*, 11, 1-19. doi:10.4236/jwarp.2019.111001.
12. Bashir I, Lone FA, Bhat RA, Mir SA, Dar ZA, Dar SA. Concerns and Threats of Contamination on Aquatic Ecosystems. *Bioremediation and Biotechnology.* 2020 Jan 27:1–26. doi:10.1007/978-3-030-35691-0\_1. PMCID: PMC7121614.
13. FAO-Food and Agriculture Organization, The state of food and agriculture 2019. Moving forward on food loss and waste reduction. Rome, (2019)(License: CC BY-NC-SA 3.0 IGO);Google Scholar
14. UNEP-United Nations Environment Program .Food waste index report 2021. Nairobi. (2021).Google Scholar
15. Ncube LK, Ude AU, Ogunmuyiwa EN, Zulkifli R, Beas IN. Environmental Impact of Food Packaging Materials: A Review of Contemporary Development from

- Conventional Plastics to Polylactic Acid Based Materials. *Materials* (Basel). 2020 Nov 6;13(21):4994. doi:10.3390/ma13214994. PMID: 33171895; PMCID: PMC7664184.
16. De Kock L., Sadan Z., Arp R., Upadhyaya P. A circular economy response to plastic pollution: Current policy landscape and consumer perception. *S. Afr. J.Sci.* 2020;116:1–2. doi: 10.17159/sajs.2020/8097. [CrossRef] [Google Scholar] [Ref list]
  17. Koczoń, P.; Bartyzel, B.; Iuliano, A.; Klensporf-Pawlik, D.; Kowalska, D.; Majewska, E.; Tarnowska, K.; Zieniuk, B.; Gruczyńska-Sękowska, E. Chemical Structures, Properties, and Applications of Selected Crude Oil-Based and Bio-Based Polymers. *Polymers* 2022, 14, 5551. <https://doi.org/10.3390/polym14245551>
  18. Kumar, R.; Verma, A.; Shome, A.; Sinha, R.; Sinha, S.; Jha, PK; Kumar, R.; Kumar, P.; Shubham; Das, S.; et al. Impacts of Plastic Pollution on Ecosystem Services, Sustainable Development Goals, and Need to Focus on Circular Economy and Policy Interventions. *Sustainability* 2021, 13, 9963. <https://doi.org/10.3390/su13179963>
  19. Homin Kye, Jiyeon Kim, Seonghyeon Ju, Junho Lee, Chaehwi Lim, Yeojoon Yoon, Microplastics in water systems: A review of their impacts on the environment and their potential hazards, *Heliyon*, Volume 9, Issue 3, 2023, e14359, ISSN 2405 -8440, <https://doi.org/10.1016/j.heliyon.2023.e14359> .
  20. Yue Li, Le Tao, Qiong Wang, Fengbang Wang, Gang Li and Maoyong Song *Environment & Health* 2023 1 (4), 249-257 DOI: 10.1021/envhealth.3c00052
  21. Ziani K, Ioniță-Mîndrican CB, Mititelu M, Neacșu SM, Negrei C, Moroșan E, Drăgănescu D, Preda OT. Microplastics: A Real Global Threat for Environment and Food Safety: A State of the Art Review. *Nutrients*. 2023 Jan 25;15(3):617. doi:10.3390/nu15030617. PMID: 36771324; PMCID: PMC9920460.
  22. Saeedi, M. How microplastics interact with food chain: a short overview of fate and impacts. *J Food Sci Technol* 61, 403–413 (2024). <https://doi.org/10.1007/s13197-023-05720-4>
  23. Peivasteh-Roudsari L, Barzegar- Bafrouei R, Sharifi KA, Azimisalim S, Karami M, Abedinzadeh S, Asadinezhad S, Tajdar- Oranj B, Mahdavi V, Alizadeh AM, Sadighara P, Ferrante M, Conti GO, Aliyeva A, Mousavi Khaneghah A. Origin, dietary exposure, and toxicity of endocrine-disrupting food chemical contaminants: A comprehensive review. *Heliyon* . 2023 Jul 11;9(7):e18140. doi: 10.1016/j.heliyon.2023.e18140. PMID: 37539203; PMCID: PMC10395372.
  24. Jones P, Comfort D. The forest, paper and packaging industry and sustainability. *Int J Sales Retail Mark.* 2017;6(1):3–21. [Google Scholar] [Ref list]
  25. Cook B, Costa Leite J, Rayner M, Stoffel S, van Rijn E, Wollgast J. Consumer Interaction with Sustainability Labeling on Food Products: A Narrative Literature Review. *Nutrients*. 2023 Sep 2;15(17):3837. doi:10.3390/nu15173837. PMID: 37686869; PMCID: PMC10489983.
  26. Deshwal GK, Panjagari NR, Alam T. An overview of paper and paper based food packaging materials: health safety and environmental concerns. *J Food Sci Technol.* 2019 Oct;56(10):4391-4403. doi:10.1007/s13197-019-03950-z. Epub 2019 Jul 23. PMID: 31686671; PMCID: PMC6801293.
  27. Simonetti, G.; Riccardi, C.; Pomata, D.; Acquaviva, L.; Fricano, A.; Buiarelli, F.; Senofonte, M.; Di Filippo, P. Studies of Potential Migration of Hazardous Chemicals from Sustainable Food Contact Materials. *Foods* 2024, 13, 645. <https://doi.org/10.3390/foods13050645>

28. Muncke, J., Andersson, AM., Backhaus, T. et al. Impacts of food contact chemicals on human health: a consensus statement. *Environ Health* 19, 25 (2020). <https://doi.org/10.1186/s12940-020-0572-5>
29. Bhatia L, Jha H, Sarkar T, Sarangi PK. Food Waste Utilization for Reducing Carbon Footprints towards Sustainable and Cleaner Environment: A Review. *Int J Environ Res Public Health*. 2023 Jan 28;20(3):2318. doi:10.3390/ijerph20032318. PMID: 36767685; PMCID: PMC9916134.
30. Thapa, P.; Hasnine, MT; Zoungrana, A.; Thakur, S.; Yuan, Q. Food Waste Treatments and the Impact of Composting on Carbon Footprint in Canada. *Fermentation* 2022, 8, 566. <https://doi.org/10.3390/fermentation8100566>
31. Asad Iqbal, Feixiang Zan, Xiaoming Liu, GuanghaoChen,Net zero greenhouse emissions and energy recovery from food waste: manifestation from modeling a city-wide food waste management plan,*WaterResearch*,Volume 244,2023,120481,ISSN 0043-1354,https://doi.org/10.1016/j.watres.2023.120481.
32. Ivanovich , CC, Sun, T., Gordon, DR et al. Future warming from global food consumption. *Nat. Air conditioning. Chang.* 13, 297–302 (2023). <https://doi.org/10.1038/s41558-023-01605-8>
33. Papargyropoulou , E.; Lozano, R.; Steinberger, JK; Wright, N.; bin Ujang, Z. The Food Waste Hierarchy as a Framework for the Management of Food Surplus and Food Waste. *J.Clean. Prod.* 2014, 76, 106–115. [Google Scholar] [CrossRef]
34. Wichai- utcha , N.; Chavalparit , O. 3Rs Policy and Plastic Waste Management in Thailand. *J. Mater. Cycles Waste Management.* 2019, 21, 10–22. [Google Scholar] [CrossRef]
35. Schrank, J.; Hanchai , A.; Thongsalab , S.; Sawaddee , N.; Chanrattanagorn , K.; Ketkaew , C. Factors of Food Waste Reduction Underlying the Extended Theory of Planned Behavior: A Study of Consumer Behavior towards the Intention to Reduce Food Waste. *Resources* 2023, 12, 93. <https://doi.org/10.3390/resources12080093>
36. Krapivin, VF; Varotsos , CA; Soldatov, VY Simulation Results from a Coupled Model of Carbon Dioxide and Methane Global Cycles. *School. Model.* 2017, 359, 69–79. [Google Scholar] [CrossRef]
37. Gundupalli SP, Hait S, Thakur A. A review on automated sorting of source-separated municipal solid waste for recycling. *Waste Management.* 2017 Feb;60:56-74. doi: 10.1016/j.wasman.2016.09.015. Epub 2016 Sep 20. PMID: 27663707.
38. NattaponLeeabai ,ChinnathanAreprasert , ChanoknuntKhaobang , Niti Viriyapanitchakij , Bundit Bussa, DilixiatiDilinazi , FumitakeTakahashi,The effects of color preference and noticeability of trash bins on waste collection performance and waste-sorting behaviors,*WasteManagement*,Volume 121,2021,Pages 153-163,ISSN 0956-053X,https://doi.org/10.1016/j.wasman.2020.12.010.
39. Duffy, S., & Verges, M. (2009). It Matters a Hole Lot: Perceptual Affordances of Waste Containers Influence Recycling Compliance. *Environment and Behavior*, 41(5), 741-749. <https://doi.org/10.1177/0013916508323737>
40. Yu Jiang, Daniela Carrijo , Shan Huang, Ji Chen, Nimlesh Balaine , Weijian Zhang, Kees Jan van Groenigen , Bruce Linqvist,Water management to mitigate the global warming potential of rice systems: A global meta- analysis,*Field Crops Research*,Volume 234 ,2019,Pages 47-54,ISSN 0378-4290,https://doi.org/10.1016/j.fcr.2019.02.010.
41. Arbeláez-Estrada JC, Vallejo P, Aguilar J, Tabares-Betancur MS, Ríos-Zapata D, Ruiz-Arenas S, Rendón-Vélez E. A Systematic Literature Review of Waste Identification in

- Automatic Separation Systems. Recycling. 2023; 8(6):86. <https://doi.org/10.3390/recycling8060086>
42. Winawer, J., Witthoft, N. (2020). Effects of Color Terms on Color Perception and Cognition. In: Shamey, R. (eds) Encyclopedia of Color Science and Technology. Springer, Berlin, Heidelberg. [https://doi.org/10.1007/978-3-642-27851-8\\_77-5](https://doi.org/10.1007/978-3-642-27851-8_77-5)
43. NattaponLeeabai ,ChinnathanAreeprasert , ChanoknuntKhaobang , Niti Viriyapanitchakij , Bundit Bussa, DilixiatiDilinazi , FumitakeTakahashi,The effects of color preference and noticeability of trash bins on waste collection performance and waste-sorting behaviors,WasteManagement,Volume 121,2021,Pages 153-163,ISSN 0956-053X,https://doi.org/10.1016/j.wasman.2020.12.010.
44. Lin ZY, Wang X, Li CJ, Gordon MPR, Harder MK. Visual Prompts or Volunteer Models: An Experiment in Recycling. Sustainability. 2016; 8(5):458. <https://doi.org/10.3390/su8050458>
45. Trent Robinson,The effects of bin location and abundance on disposal behavior at beaches,Marine Pollution Bulletin,Volume 197,2023,115697,ISSN 0025-326X, <https://doi.org/10.1016/j.marpolbul.2023.115697>.
46. Fang, B., Yu, J., Chen, Z. et al. Artificial intelligence for waste management in smart cities: a review. Environ Chem Lett 21, 1959–1989 (2023). <https://doi.org/10.1007/s10311-023-01604-3>
47. Ferronato N, Torretta V. Waste Mismanagement in Developing Countries: A Review of Global Issues. Int J Environ Res Public Health. 2019 Mar 24;16(6):1060. doi:10.3390/ijerph16061060. PMID: 30909625; PMCID: PMC6466021.
48. Dr. Iftikhar Hussain, Dr. Adel Elomri , Dr. LaoucineKerbache , Dr. Abdelfatteh El Omri,Smart city solutions: Comparative analysis of waste management models in IoT-enabled environments using multiagent simulation,Sustainable Cities and Society, Volume 103,2024,105247,ISSN 2210-6707,https://doi.org/10.1016/j.scs.2024.105247.
49. Michael Niaounakis,4 - Disposal,Editor (s): Michael Niaounakis,In Plastics Design Library,Biopolymers Reuse, Recycling, and Disposal,William Andrew Publishing,2013,Pages 107-150,ISBN 9781455731459,https://doi.org/ 10.1016/B978-1-4557-3145-9.00004-X.
- 50.
51. Sayara , T., Basheer- Salimia , R., Hawamde , F., & Sánchez, A. (2020). Recycling of organic wastes through composting: Process performance and compost application in agriculture. Agronomy, 10(11), 1838.
52. Zhu YL, Zheng GD, Gao D, Chen TB, Wu FK, Niu MJ, Zou KH. Odor composition analysis and odor indicator selection during sewage sludge composting. J Air Waste Manag Assoc. 2016 Sep;66(9):930-40. doi:10.1080/10962247.2016.1188865. PMID: 27192607; PMCID: PMC5062037.
53. Vongdala N., Tran HD, Xuan TD, Teschke R., Khanh TD Heavy metal accumulation in water, soil, and plants of municipal solid waste landfill in Vientiane, Laos. Int. J. Approx. Res. Public Health. 2019;16:22. doi:10.3390/ijerph16010022. [PMC free article] [PubMed] [CrossRef] [Google Scholar]
54. Wiedinmyer C., Yokelson RJ, Gullett BK Global emissions of trace gases, particulate matter, and hazardous air pollutants from open burning of domestic waste . Approximately. Sci. Technol. 2014;48:9523–9530. doi:10.1021/es502250z. [PubMed] [CrossRef] [Google Scholar]

55. Gutberlet J., Baeder AM Informal recycling and occupational health in Santo André, Brazil. *Int. J. Approx. Health Res.* 2008;18:1–15. doi:10.1080/09603120701844258. [PubMed] [CrossRef] [Google Scholar]
56. Hettiarachchi H., Meegoda JN, Ryu S. Organic Waste Buyback as a Viable Method to Enhance Sustainable Municipal Solid Waste Management in Developing Countries. *Int. J. Approx. Res. Public Health.* 2018;15:2483. doi:10.3390/ijerph15112483. [PMC free article] [PubMed] [CrossRef] [Google Scholar]
57. Ouda OKM, Raza SA, Nizami AS, Rehan M., Al-Waked R., Korres NE Waste to energy potential: A case study of Saudi Arabia. *Renew. Sustain. Energy Rev.* 2016;61:328–340. doi: 10.1016/j.rser.2016.04.005. [CrossRef] [Google Scholar]
58. Sadeef Y., Nizami AS, Batool SA, Chaudary MN, Ouda OKM, Asam ZZ, Habib K., Rehan M., Demirbas A. Waste-to-energy and recycling value for developing integrated solid waste management plan in Lahore. *Energy Sources Part B Econ. Plan. Policy.* 2016;11:569–579. doi:10.1080/15567249.2015.1052595. [CrossRef] [Google Scholar]
59. Sawadogo M., Tchini Tanoh S., Sidibé S., Kpai N., Tankoano I. Cleaner production in Burkina Faso: Case study of fuel briquettes made from cashew industry waste. *J.Clean. Prod.* 2018;195:1047–1056. doi: 10.1016/j.jclepro.2018.05.261. [CrossRef] [Google Scholar]
60. Ghisolfi V., Chaves GDL, Siman RR, Xavier LH System dynamics applied to closed loop supply chains of desktops and laptops in Brazil: A perspective for social inclusion of waste pickers. *Waste Management.* 2017;60:14–31. doi: 10.1016/j.wasman.2016.12.018. [PubMed] [CrossRef] [Google Scholar]