

A COMPARATIVE STUDY OF FERTILIZER PRICES PURCHASED BY FARMERS FROM RYTHU BHAROSA KENDRAS (RBKs) AND OTHER AGENCIES IN ANDHRA PRADESH

ABSTRACT

The current study was carried out during the year 2022 and 2023 to find any significant variation in the average price of the fertilizers purchased by the farmers from Rythu Bharosa Kendras versus other agencies in Tirupati and Chittoor districts of Andhra Pradesh. A representative sample of 120 farmers in two districts of Andhra Pradesh *i.e.*, Tirupati and Chittoor were selected for the study. Through pre-structured interview schedule, price of fertilizers purchased by the farmers from Rythu Bharosa Kendras vs other agencies were collected. To study the average price comparison, the set of fertilizers that were commonly available at Rythu Bharosa Kendras and other agencies were selected. Those fertilizers were Urea, DAP, MOP, 20:20:0:13, 10:26:26. From the data collected it was clear that for all the set of fertilizers the average purchase price (per bag) of fertilizers at Rythu Bharosa Kendras was comparatively lower than that of fertilizers purchased at other agencies.

KEY WORDS: Comparison, Rythu Bharosa Kendras, other agencies, average price per bag.

INTRODUCTION:

In India, agriculture played a prominent role in economy and employment. In 2022-23, share of Gross Value Added of agriculture and allied sectors in India's total economy was 18.3% and provided an employment opportunity to around two – third of the population in India. Further in agriculture sector, India emerged as net exporter with a value of \$ 50.2

billion in financial year 2022-23. Andhra Pradesh was one of the most prominent agricultural states and considered as rice bowl of India. Around 66.64 % of state population were from rural areas. In 2022-23 GVA growth rates for Agriculture and Allied sectors was 13.18%. Agriculture sector reported 20.72% growth, while horticulture sector gained 12.58% growth. Similarly, Livestock and fisheries reported a growth rate of 7.32% and 19.41 % respectively. In order to meet the current requirement of food to the growing population, there was a huge need to improve the productivity. Further the issues pertaining to farming has to addressed effectively. Hence there exist an urgent need to identify the magnitude of various constraints in agriculture and allied sectors. Farm inputs includes seeds, fertilizers, plant protection chemicals, credit facilities, crop insurance and farm machinery. Availability of proper information about this farm inputs will enhance the overall efficiency of farming operations and further improve the net profit to the farmers. Several interventions were implemented by both the state and central government through various programmes like PM Kisan, YSR Rythu Bharosa and etc. To support the overall farming operations. As a part of these interventions, state government of Andhra Pradesh has launched the centres as one stop solution for all agriculture and allied issues in the name of Rythu Bharosa Kendras in each corner of the state on May 30, 2020. These centres played a prominent role in each and every aspect of farming. Currently, 10778 RBKs were offering their services to the farmers across the state. Further the state government ambitiously started selling of certified agricultural inputs to the farmers in these centres. The main objective of RBK was to streamline all the stakeholders of agriculture into a single channel to offer farmers the required inputs to improve their productivity, farm income and sustainability. In this context the present study was being conducted to study the per bag price comparison of fertilizers purchased by the farmers at Rythu Bharosa Kendras with other agencies particularly in Tirupati and Chittoor districts of Andhra Pradesh.

OBJECTIVES:

1. To study the average price variation of fertilizers purchased by the farmers at Rythu Bharosa Kendras and other agencies

METHODOLOGY:

The current study was carried out during the year 2022 and 2023 in Tirupati and Chittoor districts of Andhra Pradesh. Out of 35 and 33 mandals of Tirupati and Chittoor districts respectively, three mandals in each district were selected randomly. In Tirupati district, Yerpada, Renigunta, Chandragiri mandals were selected since different ranges of crops were cultivated in these three mandals of Tirupati district. In Chittoor district, mandals selected for study were Chittoor, Bangarupalem and Gudipala based on the range of crops cultivated in these mandals. Two Rythu Bharosa Kendras were selected out of each selected mandal in each district based on farmers' fertilizer consumption. Rythu Bharosa Kendras selected were Amanduru, Merlapaka, Karakambadi, Gajulamandem, Ramireddipalle, and Buchinadupalle in Tirupati districts. In Chittoor district, Mutthukur, Thalambedu, Thimajipalli, Setteri, Panaturu and Papasamudram were selected for the study. Ten farmers from each Rythu Bharosa Kendra were selected randomly for the study thus making a sample size of one hundred and twenty. Price of fertilizer purchased by the farmers at Rythu Bharosa Kendras and price of fertilizer purchased at other agencies was collected through a pre-structured interview schedule.

RESULTS AND DISCUSSION:

Average price comparison of fertilizers (per bag) purchased by farmers at Rythu Bharosa Kendra (RBKs) vs other agencies

From the sample farmers, data regarding the price of fertilizer purchased at Rythu Bharosa Kendras and fertilizer purchased at other agencies was collected. Among wide range of fertilizers, as per sample farmers' convenience and availability of fertilizers five fertilizers were most commonly purchased by the sample farmers at Rythu Bharosa Kendras (RBKs) and other agencies. Those fertilizers were Urea, DAP, MOP, 20:20:0:13, 10:26:26.

S. No	Fertilizer	Average price at RBK (Rs)	Average price at other agencies (Rs)
1	Urea	267	294.5

Table 1 Price comparison of Urea (per bag)

From the table 1 and fig 1 it was clear that average price per bag of urea at Rythu Bharosa Kendras was Rs. 267 and average price per bag of urea at other agencies was Rs. 294.5. Hence it was clear that average price of urea at Rythu Bharosa Kendras was comparatively lower than that of price at other agencies.

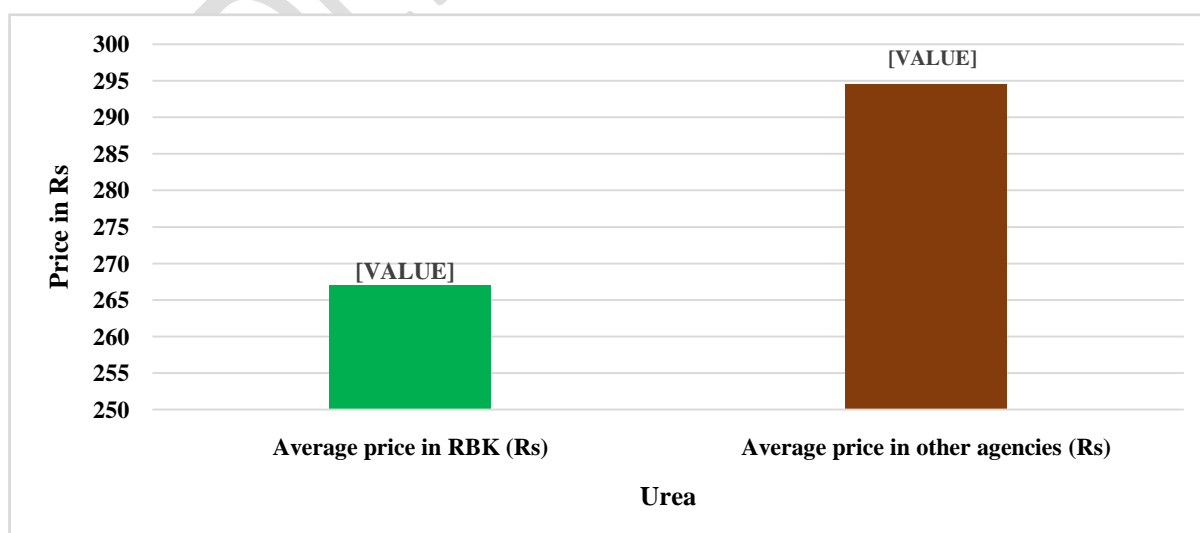


Figure 1 Price comparison of urea fertilizer purchased by sample farmers at Rythu

Bharosa Kendra vs other agencies

Table 2 Price comparison of DAP(per bag)

S. No	Fertilizer	Average price at RBK (Rs)	Average price at other agencies (Rs)
1	DAP	1350	1390

From the table 2 and fig 2 it was clear that average price per bag of DAP at Rythu Bharosa Kendras was Rs. 1350 and average price per bag of DAP at other agencies was Rs. 1390. Hence it was clear that average price of DAP at Rythu Bharosa Kendras was comparatively lower than that of price at other agencies.

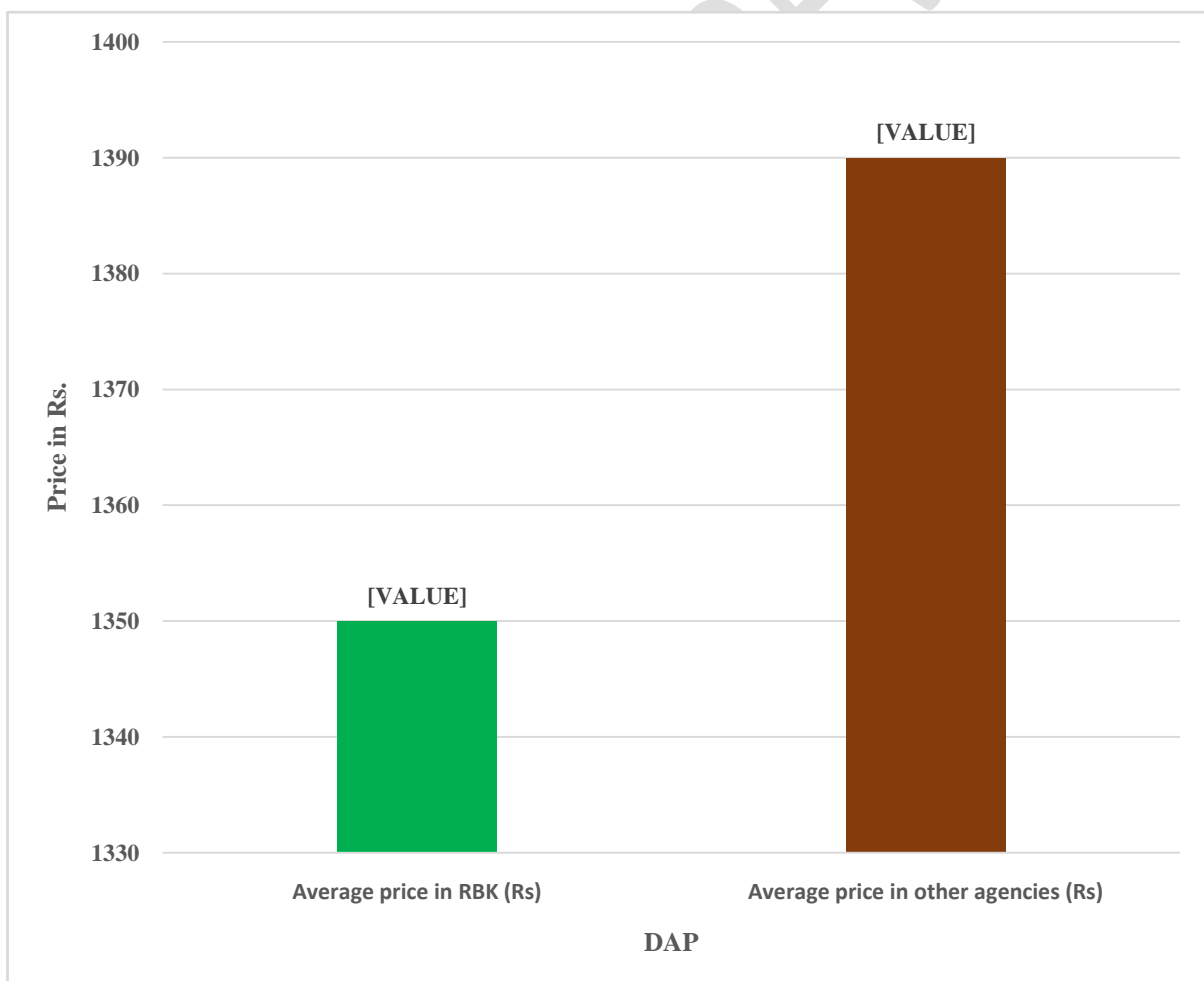


Figure 2 Price comparison of DAP fertilizer purchased by sample farmers at Rythu Bharosa Kendra vs other agencies

Table 3 Price comparison of MOP(per bag)

S. No	Fertilizer	Average price at RBK (Rs)	Average price at other agencies (Rs)
1	MOP	1163	1196

From the table 3 and fig 3 it was clear that average price per bag of MOP at Rythu Bharosa Kendras was Rs. 1163 and average price per bag of MOP at other agencies was Rs. 1196. Hence it was clear that average price of MOP at Rythu Bharosa Kendras was comparatively lower than that of price at other agencies.

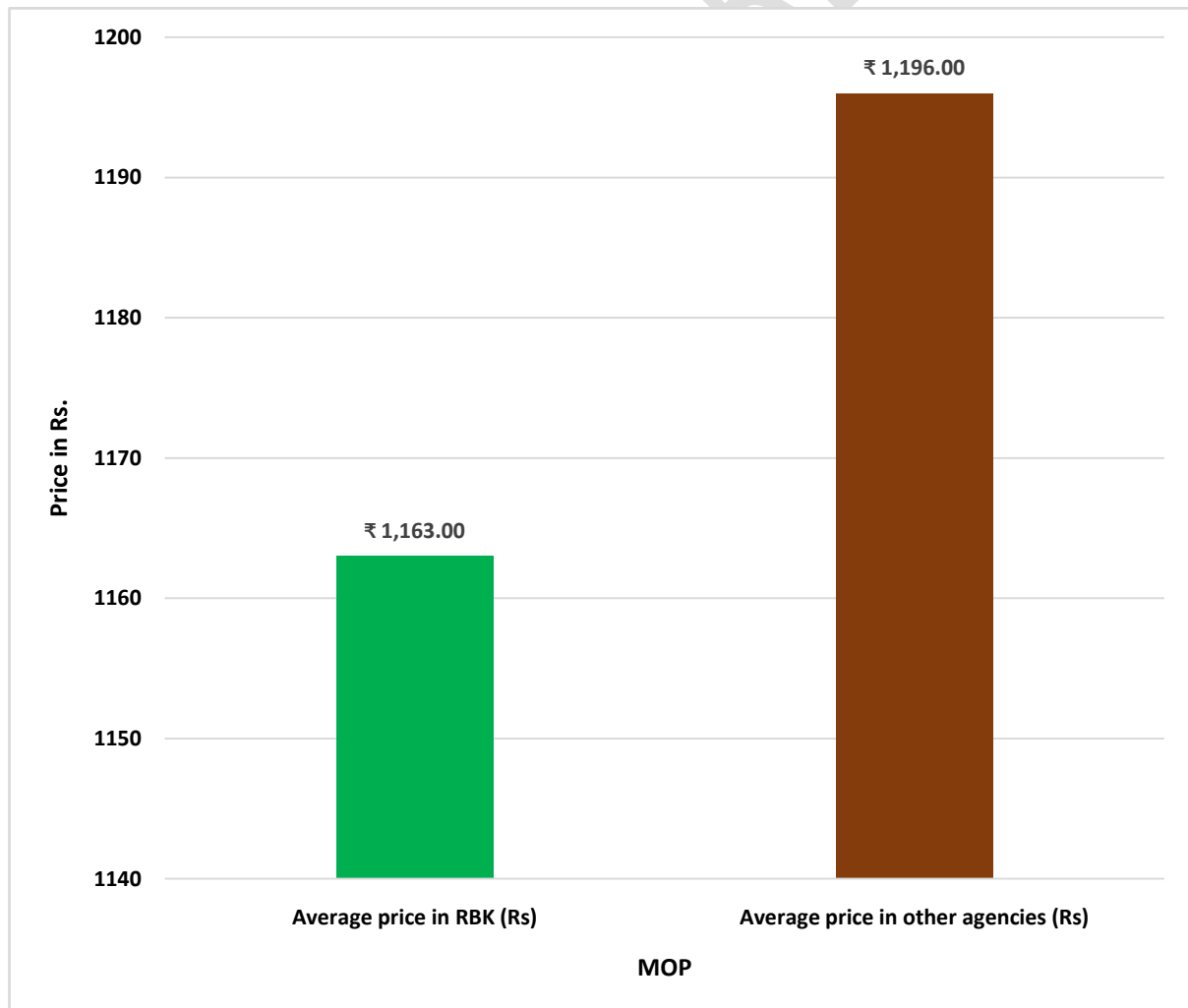


Figure 3 Price comparison of MOP fertilizer purchased by sample farmers at Rythu Bharosa Kendra and other agencies

Table 4 Price comparison of 20:20:0:13(per bag)

S. No	Fertilizer	Average price at RBK (Rs)	Average price at other agencies (Rs)
1	20:20:0:13	1348	1392

From the table 4 and fig 4 it was clear that average price per bag of 20:20:0:13 at Rythu Bharosa Kendras was Rs. 1348 and average price per bag of 20:20:0:13 at other agencies was Rs. 1392. Hence it was clear that average price of 20:20:0:13 at Rythu Bharosa Kendras was comparatively lower than that of price at other agencies.

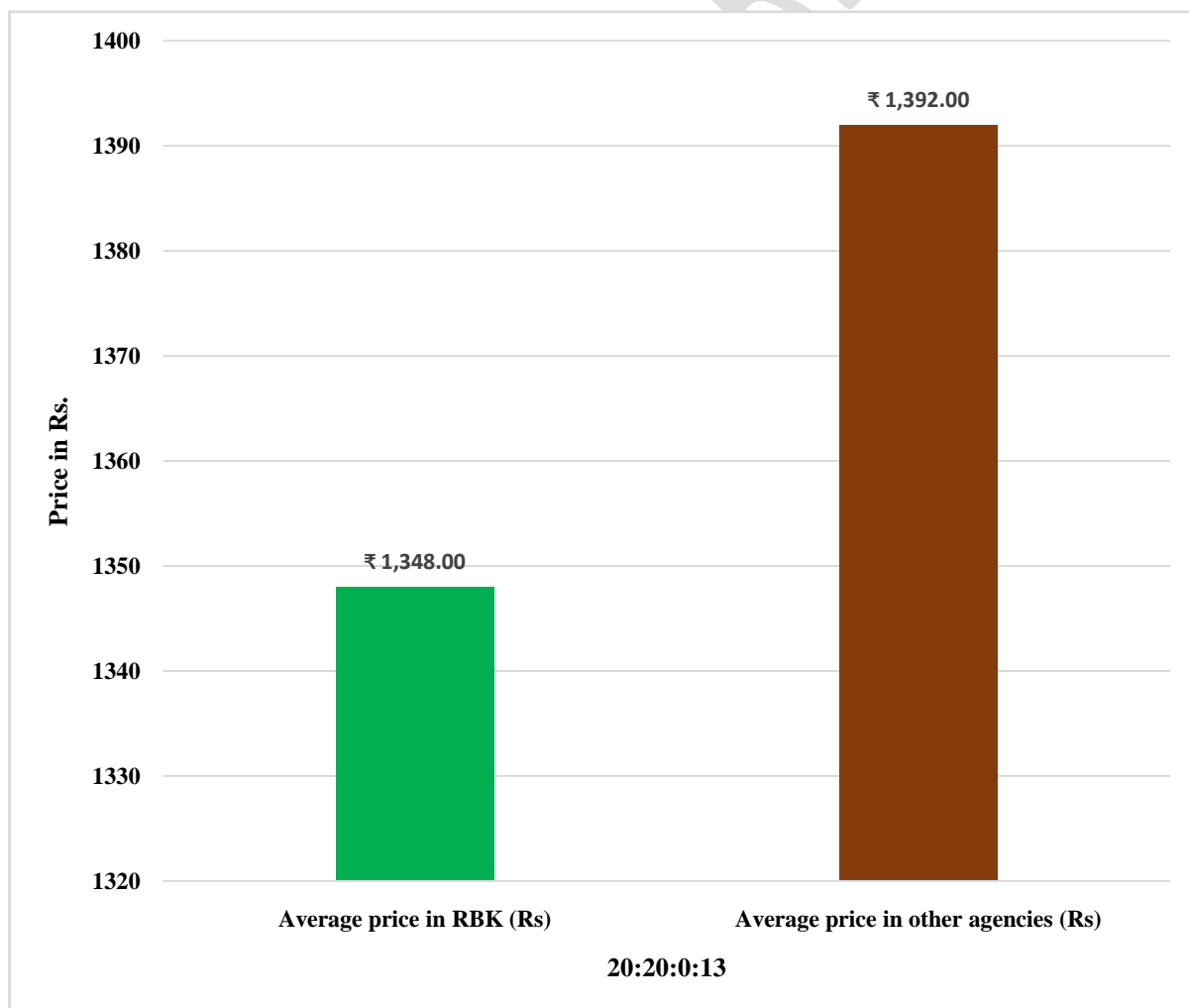


Figure 4 Price comparison of 20:20:0:13fertilizer purchased by sample farmers at Rythu Bharosa Kendra vs other agencies

Table 5 Price comparison of 10:26:26 (per bag)

S. No	Fertilizer	Average price at RBK (Rs)	Average price at other agencies (Rs)
1	10:26:26	1458	1550

From the table 5 and fig 5 it was clear that average price per bag of 10:26:26 at Rythu Bharosa Kendras was Rs. 1458 and average price per bag of 10:26:26 at other agencies was Rs. 1550. Hence it was clear that average price of 10:26:26 at Rythu Bharosa Kendras was comparatively lower than that of price at other agencies.

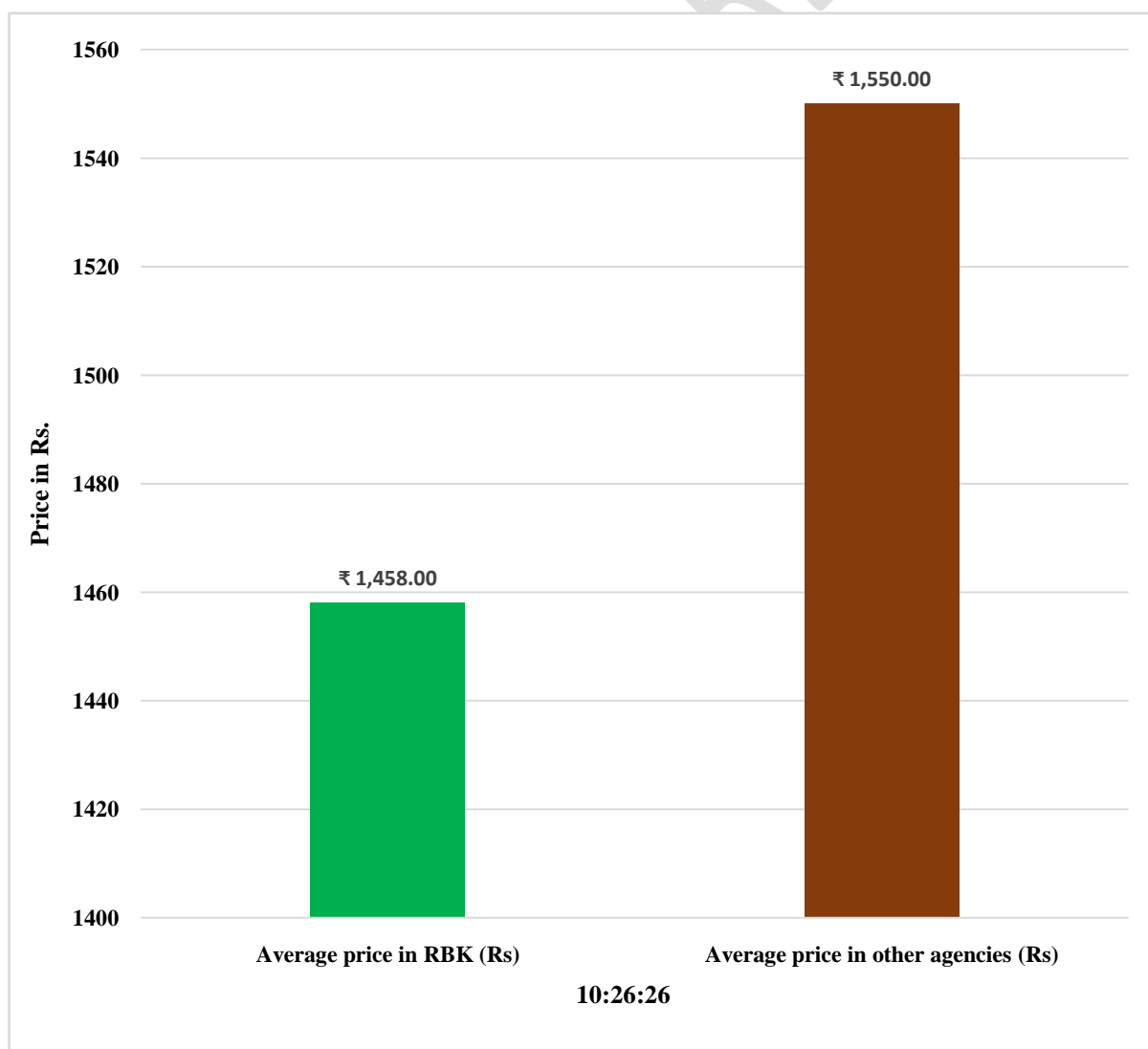


Figure 5 Price comparison of 10:26:26 fertilizer purchased by sample farmers at Rythu Bharosa Kendra vs other agencies

CONCLUSION:

This article has examined the average price comparison of fertilizers purchased by sample farmers at Rythu Bharosa Kendras (RBKs) versus other agencies. Average price of urea at RBKs vs other agencies was Rs. 267 and RS. 294.5 respectively, average price of DAP at RBKs vs other agencies was Rs. 1350 and 1390 respectively, average price of MOP at RBKs vs other agencies was Rs. 1163 and 1196 respectively, average price of 20:20:0:13 at RBKs vs other agencies was Rs. 1348 and 1392 respectively and average price of 10:26:26 at RBKs vs other agencies was Rs. 1458 and 1550 respectively. Hence, it was clear that the average price of fertilizer was comparatively lower at RBKs than other agencies.

POLICY IMPLICATION:

Since Rythu Bharosa Kendras were located in the vicinities of villages which resulted in complete avoidance or reduction in transportation cost of fertilizers especially from point of purchase to agricultural fields. As a result of which, farmers are more willing to purchase the available set of fertilizers at Rythu Bharosa Kendras. Hence proper measures need to be implemented for prompt availability of all the required set of fertilizers at Rythu Bharosa Kendras in line with the cropping pattern of the farmers.

REFERENCES:

- Babu, S.K. (2019). Awareness and Perception of farmers towards SHG scheme in Rayalaseema regions of Andhra Pradesh. Ph.D. Thesis submitted to Acharya N.G. Ranga Agriculture University, Guntur.
- Damodara Reddy, A.K., Bala Hussain Reddy, P., Sailaja, V and Nafeez Umar, Sk. (2022). Awareness of farmers towards Rythu Bharosa Kendras (RBKs) products and services in Prakasam district of Andhra Pradesh. The Journal of Research ANGRAU. 50(3): 144-148.
- Jaiswal, M and Singh, A. (2018). Study on awareness and perception regarding soil health card. Journal of Pharmacognosy and Phytochemistry, SP(4): 395-400.
- Jyosthna, Mk., Chowdary, Raghavendra and Jyothi, I. (2022). A study on perception and utilization of services of Rythu Bharosa Kendra's (RBKs) by the farmers in Chittoor district of Andhra Pradesh, India. Current Journal of Applied Science and Technology. 41(27): 40-47.
- Kumbalep, S and Devaraju, M. (2018). Awareness and Perceptions of farmers about crop insurance -a study in Kolar District of Karnataka State. International Journal of Advances in Science Engineering and Technology, 6(1):90-94.
- Rajesh, M., Kishore, N. and Devi, I., Kumari, P. (2022). Awareness of farmers towards products and services offered by RBKs in Rayalaseema region Andhra Pradesh—A case study. International Journal of Agricultural Sciences. DOI:10.15740/HAS/IJAS/18.2/832-835.
- Sarada., O., Suneel Kumar, G.V and Sivanarayana, G. (2023). Services offered by RBKs and training needs of village agricultural assistants in Guntur district. The Journal of Research ANGRAU.51(1): 152-162.