

Fish biodiversity and Socio economic aspects of Transboundary River Someshwari in netrokona, Bangladesh

Abstract

Considering the importance of fish biodiversity for sustainable management of river fisheries, this study aims to explore and evaluate the fish biodiversity of Someshwari River along with conservation measures from November 2020 to October 2021. Data collection was carried out in Jaria, Susang Durgapur, Shivganj bazar and Bijoypur of Netrokona district. Questionnaire interview, Focus Group Discussion (FGD), Direct observations, Key Informant Interview (KII) was used to collect data. During the study period, 23 species under 12 families were determined. Among them 6 finfish species are endangered, 4 are critically endangered, 5 are vulnerable, 7 are data deficient, and 2 are not threatened, respectively which includes highest catch catfishes at about 26.62%. However, the lowest amount catch constituted the mirror carp of about 5.29%. After the catfish, the second highest catch was 15.9% of small prawn. Another dominant group major carps contained 11.26% and barbs remained at 11% of the catch and the loaches constituted 1.3% of the total catch. In addition, other groups like mola carplet 7%, gourami 2.20%, spiny eels 9.86% etc. were found in the Someshwari river. There were about 81% food fish and 17% ornamental fish. Fourteen distinct types of fishing equipment were found namely nets, traps, hooks, and lines, and wounding equipment. Finally, indiscriminate use of harmful gear, extraction of sand and rock, inadequate assistance from GOs and NGOs, pollution from the adjacent areas, high interest rate of bank loan were understood as common constraints in the study area. Therefore, recommendations were made to improve river fisheries management through habitat restoration, increasing public awareness, prohibition on exploiting brood fish and active participation for sustainable catch.

INTRODUCTION

Bangladesh has the third largest aquatic fish biodiversity in Asia, after China and India. This species diversity has been attributed to the world's largest flooded wetland (Bengal Delta). The drainage basins of the Ganges, Brahmaputra, and Meghna are significant fish habitats. The main

fishing grounds include rivers, estuaries, beels (natural depressions), baors (dead rivers), flood lands (seasonal floodplains), and a man-made lake (Kaptai lake). A total of 290 rivers, 54 of which are international, make up this so-called "land of a hundred rivers." Additionally, fisheries play a significant role in the wealth and well-being of the planet. Fish now provides a significant source of nutrient-rich food and animal protein for a large portion of the world's population since worldwide fish food supply has increased faster than global population growth over the past 50 years (FAO, 2018). According to the FAO report, The State of World Fisheries and Aquaculture 2022, Bangladesh is ranked third internationally for inland capture fisheries and fifth globally for fish production from aquaculture. The fisheries industry increases the agricultural GDP by 22.14% and 2.43%, respectively. Fish makes up around 60% of the daily amount of animal protein consumption. More than 12% of the population of Bangladesh is employed in this sector, both full- and part-time. Total fish production was 47.58 lakh MT in 2021-22, whereas inland open water (capture) contributes 27.78% and inland closed water (culture) contributes 57.39% to total production. (DoF, 2023). The nation is fortunate to have access to vast open water resources with an enhanced aquatic variety that includes about 260 species of freshwater fish. (FRSS, 2022) According to Hossain (2014), 293 riverine fishes, 475 marine fishes, 23 exotic species, as well as a variety of other vertebrates and invertebrates, are known to call Bangladesh's aquatic bodies home. Finfish are most often observed among the aquatic wildlife, followed by crustaceans and molluscs. The diverse aquatic habitats in Bangladesh support a wide variety of fish. The total number of freshwater fish species occurring in Bangladesh compiled as 250 to 266 species (Rahman, 2005, Siddiqui *et al.*, 2007). A modest estimate puts it to a total figure of 260 species. However, subsequently, a number of species have been added to the list (Ahmed *et al.*, 2013). Of the recorded species, 36 are migratory (traveling rivers and floodplains), 104 are classified riverine species, and the remaining 113 are floodplain resident species (FAP 17, 1994). Additionally, freshwater bodies of Bangladesh are known to habitat of 26 species of molluscs, 4 species of crabs, and 20 species of prawns (Siddiqui *et al.*, 2007). A pressing concern in Bangladesh at the moment is the reduction in fish species abundance in the country's interior waters (Galib *et al.*, 2013). Water is being harmed in massive amounts all around the country as a result of human stupidity. As a result of these factors, plant and wildlife diversity has been declining over the planet (Alam *et al.*, 2023a). At present freshwater fishes of Bangladesh in that a total of 253 fish species were assessed, of which, 64 species have been found Threatened,

which is 25.3% of the total species assessed (IUCN, 2015). The Someshwari, one of the major Transboundary River, maintaining a diverse aquatic biota that is home to several endangered and unique fish species. Until it empties into the Kangsha river, the Someshwari river travels through Susang-Durgapur and other parts of the Netrokona district, Bangladesh. A river branch merges with the Balia River as it travels in the direction of Kalmakanda. A second river branch enters the haor regions of the Sunamganj district and empties into the Surma River. The rivers used to be teeming with native wild fish and other aquatic creatures, and previously it was simple to witness fish playing in the water. However, a number of issues, such as river obstruction, habitat destruction, bridge building, and aquatic pollution, have lately come into play. Due to over exploitation, altered water flow patterns, climate change, and several other human activities, variety has begun to disappear and production of river is declining day by day. According to certain theories, a variety of new growth phases is caused by seasonal variations in environmental elements, sex, gonad development, and physiological state of the fish at the time of collection (Alam *et al.*, 2023 b). However, protective measures should be implemented right once to protect these natural resources. The results of this study should help to learn more about the aquatic biodiversity of the Someshwari River, its current state, the main factors contributing to its loss of biodiversity, and the current conservation trend.

MATERIALS AND METHODS

Study Area

Someshwari River located on Durgapur Upazila in the Netrokona district of Bangladesh. The primary locations for data and fish sample collection were Jaria, Susang Durgapur, Shivganj bazar, and Bijoypur in Bangladesh's Netrokona district. Four sampling points were chosen to cover selected locations shown in Figure 01. Between November 2020 and October 2021, sampling was done throughout 12-month period. Due to the one-month spacing between each sampling, each point was sampled twice. Data was collected using a locally accessible fishing net. Fish samples were collected and kept in plastic vials with formalin solution. The relative abundance of various species was categorized as extremely common, common, moderately found, uncommon, and very rare, which are also calculated.



Figure 01: Map showing the geographical location of the study area

Data collection

Fish samples were collected during visits to the regions that were selected. The majority of the fishermen who were fishing in the rivers and other natural water bodies, as well as from the fish landing facilities and fish markets depicted in the sample collection. Among the recorded fish species most of them were recorded from the adjacent fish catching area of river. All of the known and unidentified fish samples were preserved with 10% formalin in plastic jars before being delivered to the lab for additional research. 100 fishermen were interviewed using a questionnaire survey, and spot data was also gathered. From the study sites, pertinent information was gathered, including the local name of the fish samples that were obtained, their origin, range, and availability, among other things. Additionally, secondary data were gathered from the District Fisheries Offices, Bangladesh Fisheries Research Institute (BFRI), Department of Fisheries (DoF), Statistical Yearbook of Bangladesh, etc.

Morphometric and meristic analysis

Digital cameras were used to take individual color photographs of the collected fishes in their fresh state from various perspectives. Morphometric and meristic characteristics of the collected species were then examined in the laboratory of the Department of Fisheries Biology and Genetics, BAU, Mymensingh.

Identification, Preservation, And Statistical analysis

They were identified using the Rahman (2005) taxonomy guide and Talwar and Jhingran (1991)'s for their categorization, further pertinent literature and Fish Base were also examined. For the preservation of fish samples, specialized glass jars and containers of various shapes and sizes were set up at the laboratory of the Department of Fisheries Biology and Genetics. In the lab all the collected species were preserved with 10% formalin and housed in glass jars. Graphs and Tables were represented by Microsoft Excel 2010. The Microsoft Excel was used to plots graphs for dissemination of the results. Data with the locally used units and percentages were calculated for further analysis

RESULTS

Fish species

Someswari River is one of the rivers which lost its golden past in respect of water flow, fish species diversity as well as aquatic biodiversity in recent years. A total of 23 species of fish belonging to 12 families were observed during the study period (Jaria, Susang Durgapur, Netrokona).

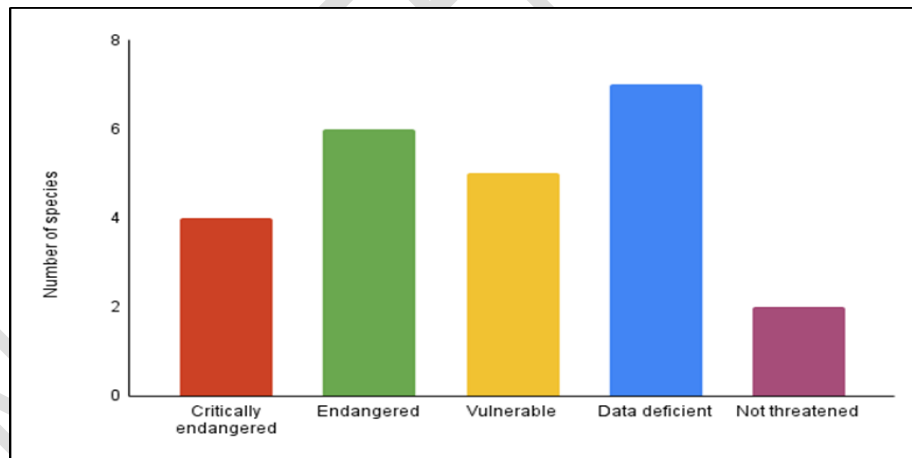


Figure 02: Fish Species status

Fish biodiversity

In Someshwari River, the number of food fish was much higher than the ornamental fishes. In the sampling location it was found that there were about 81% food fish and 17% ornamental fish and rest of 2% used as trash fish (Figure 03).

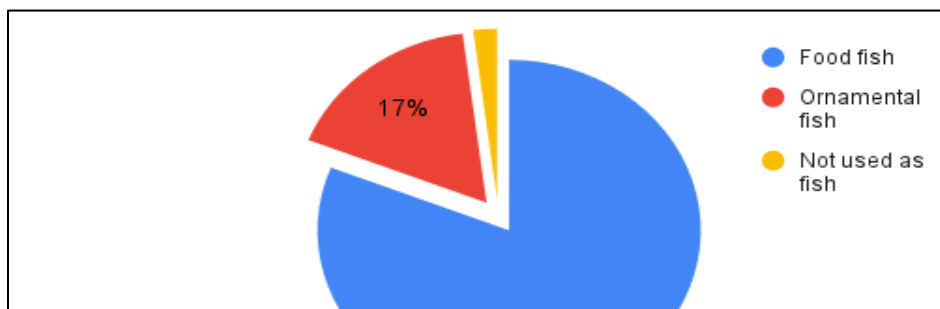


Figure 03: Percentage of sample fishes used as food fish or ornamental fish in the study area

Survey with fisher's shows that the highest number of fish caught by the fishers was catfishes at about 26.62%. However, the lowest amount catch constituted the loaches of about 1.3%. After the catfish, the second highest catch was 15.9% of small prawn. Another dominant group major carps contained 11.26% and barbs remained at 11% of the total catch. In addition, other groups like mola carplet 7%, gourami 2.20%, spiny eels 9.86% etc. were found in the Someshwari River.

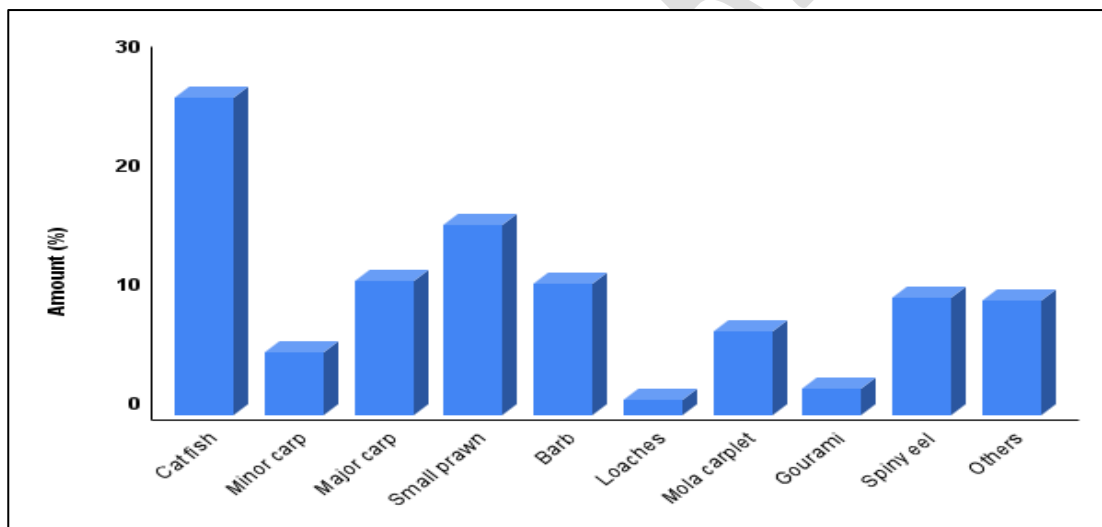


Figure 04: Frequency distribution of fish species

Table 01: List of fishes with their common name, scientific name and IUCN status from Someshwari River during study period

Sl. No.	Common name	Scientific name	IUCN Status	
			BD	Global
1	Mola	<i>Amblypharyngodon mola</i>	LC	LC
2	Chingri	<i>Macrobrachium rosenbergii</i>	LC	LC

3	Foli	<i>Notopterus notopterus</i>	VU	LC
4	Kaikka	<i>Xenentodon cancila</i>	LC	NE
5	Potoka	<i>Chelonodon fluviatilis</i>	LC	LC
6	Taki	<i>Channa punctata</i>	LC	LC
7	Guchi	<i>Mastacembelus pancalus</i>	LC	LC
8	Koi	<i>Anabas testudineus</i>	LC	DD
9	Bele	<i>Glossogobius giuris</i>	LC	DD
10	Pabda	<i>Ompok pabda</i>	CR	NT
11	Kajuli	<i>Ailia coila</i>	LC	NT
12	Kalo buzuri	<i>Mystus tengara</i>	LC	LC
13	Tengra	<i>Mystus bleekeri</i>	LC	LC
14	Ranga Khailsa	<i>Colisa lalia</i>	LC	LC
15	Chanda	<i>Chanda nama</i>	LC	LC
16	Boal	<i>Wallago attu</i>	VU	NT
17	Puti	<i>Pethia ticto</i>	VU	LC
18	Baim	<i>Mastacembelus armatus</i>	EN	NE
19	Koi bandi	<i>Badis badis</i>	NT	LC
20	Kalibaus	<i>Labeo calbasu</i>	LC	LC
21	Rani	<i>Botia dario</i>	EN	LC
22	Bou	<i>Botia dayi</i>	EN	NE
23	Gutum	<i>Lepidocephalichthys annadalei</i>	VU	LC

VU = Vulnerable, EN = Endangered, NT = Near threatened, LC = Least concern, DD = Data deficient, NE = Not evaluated, CR= Critically Endangered, BD=Bangladesh, GB=Global

Fishing gears

The fishermen generally used boats in the river for the transportation of nets and related materials during fishing. In the sampling area of Someshwari River, fishermen usually follow fishing techniques such as netting, trapping, spearing and dewatering. The table below represents the list of fishing gears that are generally used in Someshwari River.

Table 02: The fishing gears used in the river Someshwari

Group	Types of gears	Specific names of gears
Fishing Nets	Seine net	Ber jal / Behundijal
	Lift net	Dhormajal / Moiyajal
	Gill net	Current jal
	Dip net	Thehajal
	Cast net	Kheplajal
Fishing Traps & Fish holders	Fishing Traps & Fish holders	Polo
		Chai / Duhoir
		Ghuni
		Vair
		Kholsun
Wounding gears	Hooks and Lines	Koch/pachha
		Chhip borshi
		Dhela/ Wheel borshi

Among them, wounding gear is mainly used by local people which causes great loss of fish diversity. According to season and availability of different species of fish, different types of fishing gears were used. Fishing activity continued throughout the year. In Someshwari River, about 52% people used fishing nets for catching fish. They also used traps, hooks and lines and wounding gears.

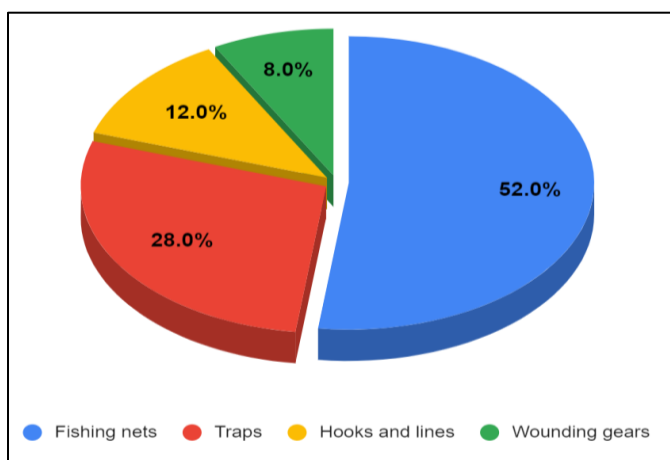


Figure 05: Types of gear used in river Someshwari

Conservation measures:

The withdrawal of water in the upstream resulted in reduced water flow in the downstream leading to siltation and habitat degradation of Someshwari River. The fish abundance of the river has been drastically reduced due to destruction of habitats and destructive fishing practices. Fish sanctuary will be a good option to protect and preserve fish biodiversity in Someshwari River.

Community Based Fisheries Management (CBFM)

CBFM is a strategy that will be undertaken through the active participation of an organized community. According to survey, respondent mention that CBFM can play a great role in the following sector-improvement of biodiversity; maintenance of fishing gears; fish production improvement; impacts on social stability; impacts on poverty alleviation; fish species availability; management of pollution and siltation and management of river basin and water quality.

Fishing gears

In the study area, different types of fishing gears were found to operate in the river like ber jal, jhaki jal, current jal, thela jal, Dharma jal, bair etc that are given in table 03.

Table 03: Available fishing gears

Name of gear	Local Bengali Name	Main use of the gear types	Impact on fish biodiversity
Gill net	Current jal, Fash jal	The most effective for catching small fish.	High: The most commonly used and most destructive for fish biodiversity

Lift net	Dharma jal	Operated from bank of beel	Medium: Used of this gear during post breeding season was destructive for biodiversity.
Seine net	Ber jal, Huter/Gaitta jal	More fish were caught by seine nets than any other basic method. Can have large, medium or very small mesh.	High/ Medium: Impact depends on mesh size, small-mesh seine net is much more destructive for biodiversity
Push	Thela jal	Small net mounted on a triangular frame. Used in late monsoon and dry season	Medium: Harmful during post breeding season
Spear	Koch, Teta Achra	Spears were used during early and late monsoon periods	Low: Not harmful

Fishers mentioned that before establishing the CBFM approach, they used their fishing gears without understanding their proper use, what type of fishing gears are usable in case of different depth, species, and season, which indicate improper fishing. Even they did not follow any fishing rules other than profit. As such fishing was done indiscriminately and, in most cases, it was overfished by using the destructive fishing gears. That improper fishing caused reduction of fish species from the water body, a barrier to proper growth and development of the fishes.

Pollution

Unlawful and unregulated extraction of sand, oil spillage from mechanized boats, human waste, and domestic garbage are the main causes of water pollution of the Someshwari River. Toxic waste entering the water bodies, and disturbing the food chain and so the aquatic ecosystem. Pollution of river water is the highest threat to the ecosystem of the Someshwari River and it is the main cause of losing fisheries biodiversity.

DISCUSSION

A total 23 species of fishes under 12 families were observed during the study of the river, Someshwari (Jaria, Susang durgapur). DoF (2012) estimates that there are roughly 115

freshwater fish species in the Bhairab River, divided into 13 orders and 31 families. Alam *et al.*, (2023a) reported that 78 fish species were recorded in the chikadubi beel fish sanctuary of dingaputa haor. Hossain *et al.*, (2016) recorded a total of 115 fish species in 29 Families and 4 shellfish species in 2 families (3 prawns and a crab). Chowdhury *et al.*, (2011) claimed that 46 fish species were found in the Naaf River. In the Padma distributary of the Ganges River, 80 different species of fish were counted by Rahman *et al.*, (2012). According to Hossain *et al.*, (2012), the Meghna River basin's estuary is home to 53 different kinds of fish. There are 63 kinds of fish in the Choto Jamuna River, according to another source (Galib *et al.*, 2013). Comparing the Bakkhali River to the Mahananda and Bakkhali River, found 35 kinds of fish there. Fish variety is quite abundant in the Kangsha and Someshwari River. Although 66 fish species were included in the Someshwari River in the earlier research by Chakraborty and Mirza (2010), there is currently 56 fish species extent in the Someshwari River. The Someshwari River's declining biodiversity is therefore readily apparent in recent years. According to IUCN Red list (2015) collected 23 fish species were categorized where 6 fin fish species are endangered, 4 are critically endangered, 5 are vulnerable, 7 are data deficient, 2 are found not threatened. Further-more research by Islam *et al.*, (2015) on the Fayra River, roughly 42% of the species are uncommon. 29.82% of species are less common, while 7.89% are extremely uncommon. Fishermen used 14 different types of fishing gear, including nets, traps, hooks and lines, and wounding gear in the study region. 13 different types of fishing gears were noted by BCAS (1989) at 4 beels in the districts of Netrokona and Sunamganj. In the Hatia region, thela and bagdara jal are used to collect shrimp PL. *Penaeus monodon* collecting causes a significant loss of biodiversity to the ecosystem by washing away other shrimp PL, finfish fry, and plankton (Haq *et al.*, 2001). According to Hossain *et al.*, (2007), 161 species were captured in the estuary of the Naaf River using various types of nets. About 185 species were recorded by Islam *et al.*, (1992) in Bangladeshi coastal waters using an estuary set bag net. Kabir *et al.*, (2012) did a survey on the ancient Brahmaputra-river region, and they discovered that the fishermen primarily utilized laki jal and Diarma jal, Current jal, Moiya jal, Ber jal, Thella jal, Bair, Chandi bair, Borshi for catching several types of fish. Work Hooks and Lines ing on the gears of the Meghna Estuary. The people largely depend on fish to meet their protein needs, especially the poor in rural areas. In the past the major source of fish production in Bangladesh was the inland open water capture fisheries. However, freshwater fishes are decreasing at an alarming rate and

becoming threatened due to a variety of causes. Overfishing, rapid extraction of fish seed and bloodstock, destructive and unregulated fishing practices, pollution, introduction of exotic species, loss of aquatic habitat due to siltation, dam construction, and other anthropogenic activities have been the major causes of fish species loss. Therefore, proper measures should be taken to protect and conserve them.

Recommendations:

To protect and conserve the freshwater fishes following measures should be taken-

1. Threatened fishes should be artificially bred in order to conserve endangered species.
2. Cryogenic gene banking should be created for the conservation of freshwater fishes.
3. Habitat management practices should be enhanced to prevent habitat damage,
4. Fish sanctuaries are a crucial and effective instrument for the preservation and natural conservation of vulnerable species.
5. Training of Govt. organizations and NGOs should be undertaken for the conservation of freshwater fish biodiversity.
6. Illegal sand and rock excavation should immediately stop with the help of government administration.
7. Community Based Fisheries Management can be implemented.

References:

- Ahmed ATA, Rahman MM, Mandal S 2013: Biodiversity of hill stream fishes in Bangladesh. *Zootaxa* 3700(2) 283-292.
- Alam , M. S., Ahamed , S., Chowdhury , P., Rahman , M. M., & Haque , S. M. (2023a). Fish Sanctuaries as an Ecological Approach to Management for Restoring Fish Biodiversity: A Study on Chikadubi Beel Fish Sanctuary, Bangladesh. *Asian Journal of Fisheries and Aquatic Research*, 25(4), 8–20. <https://doi.org/10.9734/ajfar/2023/v25i4678>
- Alam, M. S, M. Rokanuzzaman, M. M., Hasan, N. T., Binti, F. A., Sumi, and Uddin, M. J. (2023b) Length-weight relationship and condition factors of congaturi halfbeak (*Hyporhamphus limbatus*) in the Kangsha river of Netrokona, Bangladesh. *J Entomol Zool Stud* ;11(5):101-105. DOI: [10.22271/j.ento.2023.v11.i5b.9237](https://doi.org/10.22271/j.ento.2023.v11.i5b.9237)

- BCAS (Bangladesh Centre for Advanced Studies) 1994: The Floodplain Production Monitoring system. Bangladesh Centre for Advanced Studies, Dhaka, Bangladesh, 1-6.
- Chowdhury MSN, Hossain MS, Das NG, Barua P 2011: Environmental variables and fisheries diversity of the Naaf river estuary. *Journal of Coastal Conservation* **15(1)** 163-180.
- DoF (Department of Fisheries) 2012: Saranica, Matsya Pakhya Sankalan, Annual Report, Ministry of Fisheries and Livestock. The Government of People's Republic of Bangladesh **12** 319-328.
- DoF (Department of Fisheries) 2023: Yearbook of Fisheries Statistics of Bangladesh Published by Department of Fisheries, Ministry of Fisheries and Livestock, Dhaka, Bangladesh. 10 pp.
- FAO (Food and Agricultural Organization) 2018: The state of world fisheries and aquaculture, Food and Agriculture Organization of the United Nations, 20 pp.
- FAP 17 1994: Fisheries studies and pilot project. Final report, Government of Bangladesh Flood Action Plan. Ministry of Irrigation, Water Development and Flood Control, Government of Bangladesh, Dhaka.
- Galib SM, Naser SMA, Mohsin ABM, Chaki N, Fahad MFH 2013: Choice of Fishes for Consumption by the Rural People of Bangladesh. *Trends in Fisheries Research* **2** 20-23.
- Galib SM, Naser SMA, Mohsin ABM, Chaki N, Fahad MFH 2013: Fish diversity of the river Choto Jamuna, Bangladesh: Present status and conservation needs. *International Journal of Biodiversity and Conservation* **5(6)** 389-395.
- Haq MB, Islam MN, Kamal M, Wahab MA 2001: Abundance and seasonal distribution of *Penaeus monodon* post larvae in the Sundarbans mangrove, Bangladesh. *Hydrobiologia*, **457** 97-104
- Hossain MAR 2007: Habitat and fish diversity: Bangladesh perspective, pp. 1-26.
- Hossain MM, Moon TM, Rahman MH, Islam MA 2016: Establishment of sanctuary in Belua River for fish exploitation and its impacts on fisheries biodiversity in the coastal region of Bangladesh. *European Journal of Advanced Research in Biological and Life Science* **5(2)** 33-44.
- Hossain MS, Das NG, Sarker S, Rahman MZ 2012: Fish diversity and habitat relationship with

- environmental variables at Meghna-river estuary, Bangladesh. *Egyptian Journal of Aquatic Research* **38** 213-226.
- Hossain, M. A. R. (2014). An overview of fisheries sector of Bangladesh. *Research in Agriculture Livestock and Fisheries*, *1*(1), 109-126.
- Islam ML, Hossain MAR, Ahmed M 1992: Impact of Sanctuary on Fish Production and Biodiversity in Bangladesh. Final Project Report. *Bangladesh Fisheries Research Forum (BFRF)*, Dhaka, Bangladesh. 80.
- Islam Z, Kaiya MK 2015: Status of fish sanctuary established in Bangladesh. Paper presented in the workshop on status of fish sanctuaries established in Fayra river under 4th. Fisheries project included water bodies held on 5 February, 2003 Organized by DoF, Bangladesh.
- IUCN 2015: Red List of Bangladesh, International Union for Conservation of Nature, the World Conservation Union, *Fresh Water Fishes* **5** 46.
- Kabir MAR, Nahiduzzaman M, Sayeed MA, Azim ME, Wahab MA 2012: The Chalan beel in Bangladesh: Habitat and biodiversity degradation, and implications for future management. *Lakes & Reservoirs: Research and Management* **14** 3-19
- Paul SK, Rahman S, Razzaque A, Chakraborty B 1993: Gear selectivity of the floodplains. Progress Report. Fisheries Research Institute, TFP. Santahar, Bogra.
- Rahman AKA 2005: *Freshwater Fishes of Bangladesh* (2nd edition). Zoological Society of Bangladesh, Department of Zoology, University of Dhaka, Dhaka. pp. 394.
- Rahman AKA 2005: *Freshwater Fishes of Bangladesh*, 2nd edition, Zoological Society of Bangladesh, Department of Zoology, University of Dhaka, Dhaka-1000, pp. xviii - 263.
- Rahman, M. M., Hossain, M. Y., Ahamed, F., Fatematuzzhura, S. B., Abdallah, E. M., & Ohtomi, J. (2012). Biodiversity in the Padma distributary of the Ganges River, northwestern Bangladesh: recommendations for conservation. *World Journal of zoology*, *7*(4), 328-337.
- Siddiqui KU, Islam MA, Kabir SMH, Ahmad M, Ahmed ATA, Rahman AKA, Haque EU, Ahmed ZU, Begum ZNT, Hasan A, Khondker M, Rahman MM (eds.) 2007:

Encyclopedia of Flora and Fauna of Bangladesh. Vol. 23. Freshwater Fishes. Asiatic Society of Bangladesh, Dhaka. pp. 300.

Talwar, P.K. and Jhingran, A.G. (1991) Inland Fishes of India and Adjacent Countries. Oxford-IBH Publishing Co. Pvt. Ltd., New Delhi, 1158 p.

UNDER PEER REVIEW