

**Effect of Recommended dose of fertilizer, Vermicompost  
and Zinc on Physico-Chemical Properties of Soil,  
Growth and Yield of Okra (*Abelmoschus esculentus* L.) var.  
SupperGreen**

**ABSTRACT**

The experiment's goal was to demonstrate how zinc and vermicompost along with recommended dose of fertilizer effected the yield characteristics of okra and the health of the soil. Three levels of vermicompost at 0, 50, and 100% ha<sup>-1</sup>, N,P,K at 100 % ha<sup>-1</sup> and three levels of zinc at 0, 50, and 100% ha<sup>-1</sup>, respectively, were applied in the 3x3 RBD design. Vermicompost in combination produced a small decrease in soil pH 7.00 and negligible change in EC 0.19 dSm<sup>-1</sup>, decrease in bulk density 1.40 Mg m<sup>-3</sup>, increase in particle density 2.64 Mg m<sup>-3</sup>, according to treatment T9 (Vermicompost @ 100% + Zn @ 100% + Recommended dose of fertilizer). Following fertilizer application, observations showed a significant increase in pore space (48.83%), water holding capacity (43.22%), organic carbon (0.52%), and available Phosphorous 24.67 kg ha<sup>-1</sup>, Potassium 182.86 kg ha<sup>-1</sup>, and Zn 0.53 mg kg<sup>-1</sup> and T7 has highest at Nitrogen content with 292.33 kg h<sup>-1</sup>. Among other treatments for okra cultivation, nitrogen kg ha<sup>-1</sup> phosphorus kg ha<sup>-1</sup>, potassium kg ha<sup>-1</sup>, and zinc mg kg<sup>-1</sup> were also found to be significant. With regard to plant height of 120.70 cm, number of fruit plants<sup>-1</sup> 30.33, and fruit yield of 141.33 q ha<sup>-1</sup>, the maximum yield exhibited the best qualities. At 141.33 q ha<sup>-1</sup>, it produced the highest yield. Applying zinc along with organic manures was also found to be a superior source of fertilization than using fertilizers alone.

**Keywords:** Okra, Vermicompost, Zinc, Physico-chemical properties of Soil, Growth and Yield etc.

## Introduction

Okra is a popular vegetable which is cultivated in the tropical and sub-tropical region of the world. Okra belongs to the Malvaceae family and semi pollinated in nature which plays an important role to the demand of vegetables in the country where they are scanty in the market. The nutritional constituents of okra include calcium, protein, oil and carbohydrates; others are Iron, Magnesium and Phosphorus. Most okra is eaten in cooked or processed form. Young fruits may be eaten raw, the oil could be as high as in poultry eggs and soybean. **Adesida et al., (2019).**

Okra is most popular in India, Nigeria, Sudan, Pakistan, Ghana, Egypt, Berlin, Saudi Arabia, Mexico and Cameroon. Largest area and production is in India followed by Nigeria. Total area under okra in India reported to be 528.37 thousand hectare, production 6145.97 thousand tonnes and productive highest in 2018-19. West Bengal is the leading state of area and production of okra, way has area 77.40 thousand hectare and production 913.32 thousand tonnes. Highest production is 17.40 t ha of Andhra Pradesh. Uttar Pradesh climate is good for okra that in total 22.64 thousand hectare and production is 303.05 thousand tonnes in 2018-19 National Horticulture Board data, (2018-19).

Use of Vermicompost has been advocated in integrated nutrient management (INM) system in vegetable crops. Vermicompost helps in reducing C:N ratio, increased humic acid content, cation exchange capacity and water-soluble carbohydrate. Vermicompost is a source of micro and macro nutrients and acts as a chelating agent. Vermicompost is greatly humified through the fragmentation of parent organic materials by earthworms and colonization by micro-organisms **Singhet et al., (2013).**

Vermicompost is a mixture of worm castings, undigested organic wastes, microbes, vitamins, enzymes, hormones and antibiotics. It has less soluble salts, neutral pH, greater ion exchange capacity, humic acid content, nitrates, calcium and magnesium. It improves water holding capacity of the soil. It contains plant hormones like auxins and gibberellins and enzymes which believed to stimulate plant growth and discourage plant pathogens. It also enriches the soil with useful microorganisms which add different enzymes like phosphatases and cellulases to the soil. It enhances germination, plant growth and thus over all crop yield, It is rich in NPK and retain the nutrients for long time **Tensinghet et al., (2017).**

Zinc mainly functions as the metal component of a series of enzymes. The most important enzymes activate by this element are carbonic anhydrase and a number of dehydrogenases. Zinc deficiency is thought to restrict RNA synthesis, which in turn inhibits protein synthesis. Zinc is also involved in auxin production as well as flower and fruit setting. Shoots and buds of zinc deficient plants contain very low auxin, which causes dwarfism and growth reproduction **Nusrat et al., (2020).**

## Material and method

The central research farm of the department of soil science and agricultural chemistry at the Naini Agricultural Institute, Prayagraj (Allahabad) 211 007, (U.P.), situated at 25°24'30" North latitude, 81°51'10" East longitude, and 98 meters above mean sea level, is where the field experiment will be carried out during the Zaid season in 2023. standing in for the Agro-climatic zone (Upper Gangetic Plain Region) and the Agro-ecological subregion (North Alluvium Plain Zone, 0-1% Slope).

The Prayagraj district's climate, which features a scorching summer and a chilly winter, is representative of the subtropical belt that runs through the southeast of the United Province. The location's maximum temperature is 46°C, with rare dips below 4°C or 5°C. There is a 20–94% relative humidity range. This location receives approximately 1100 mm of rain on average each year.

Prior to plowing, a single site in the trial plot will have random soil samples taken from depths of 0–15 cm and 15–30 cm. The soil sample will be reduced in volume by being cinned and quartered. The sample will then be air dried and put through a 2 mm sieve in order to prepare it for chemical analysis (PH: Jackson, 1958; EC: Wilcox, 1950); organic carbon: Walkley and Black, 1947; available nitrogen: Subbaih and Asija, 1956; phosphorus: Olsen et al., 1954; potassium: Toth and Prince, 1949; zinc: Lindsay and Norvell, 1967).

Table 1. List of Treatment combinations used for the study

S.No.	Treatment combination
T <sub>1</sub>	(RDF, Vermicompost @ 0 t ha <sup>-1</sup> and Zinc @ 0 kg ha <sup>-1</sup> )
T <sub>2</sub>	(RDF, Vermicompost @ 0 t ha <sup>-1</sup> and Zinc @ 2.5 kg ha <sup>-1</sup> ),
T <sub>3</sub>	(RDF, Vermicompost @ 0 t ha <sup>-1</sup> and Zinc @ 5 kg ha <sup>-1</sup> ),
T <sub>4</sub>	(RDF, Vermicompost @ 2.5 t ha <sup>-1</sup> and Zinc @ 0 kg ha <sup>-1</sup> ),
T <sub>5</sub>	(RDF, Vermicompost @ 2.5 t ha <sup>-1</sup> and Zinc @ 2.5 kg ha <sup>-1</sup> ),
T <sub>6</sub>	(RDF, Vermicompost @ 2.5 t ha <sup>-1</sup> and Zinc @ 5 kg ha <sup>-1</sup> ),
T <sub>7</sub>	(RDF, Vermicompost @ 5 t ha <sup>-1</sup> and Zinc @ 0 kg ha <sup>-1</sup> ),
T <sub>8</sub>	(RDF, Vermicompost @ 5 t ha <sup>-1</sup> and Zinc @ 2.5 kg ha <sup>-1</sup> ),
T <sub>9</sub>	(RDF, Vermicompost @ 5 t ha <sup>-1</sup> and Zinc @ 5 kg ha <sup>-1</sup> ).

[RDF = Recommended dose of Fertilizer = N, P, K @ 100, 60, 50 kg ha<sup>-1</sup> respectively]

## RESULT AND DISCUSSION

### Soil Parameters:

The soil parameters exhibit a notable rise in the composition of vermicompost and zinc. Table 2 shows that applying varying amounts of vermicompost and zinc with RDF has the following effects on soil: it increases pore space, water holding capacity, organic carbon, accessible nitrogen, phosphorus, potassium, and zinc. The lowest measurements for particle density in treatment T1 were 2.61 and 2.63  $\text{Mg m}^{-3}$ , pore space 42.1 and 40.99%, water holding capacity 38.35 and 36.16% and T9 shows the highest particle density 2.64 and 2.66  $\text{Mg m}^{-3}$ , pore space 48.42% and 45.89%, water holding capacity 43.22% and 41.98% respectively in 0-15cm and 15-30cm depth of soil. Also in table 2 shown bulk density with highest in T1 1.4 and 1.49 with lowest in T9 1.40 and 1.41 respectively in 0-15cm and 15-30cm depth of soil. Table 3 shows that in Treatment T1 have highest pH 7.60 and 7.63, EC 0.28 and 0.29  $\text{dS m}^{-1}$ , organic carbon 0.37 and 0.30%, nitrogen 264 and 261.89  $\text{kg ha}^{-1}$ , phosphorus 17.96 and 13.67  $\text{kg ha}^{-1}$ , Potassium 139.89 and 132.59  $\text{kg ha}^{-1}$ , zinc 0.38 and 0.20  $\text{mg kg}^{-1}$  and T9 have lowest pH 7.00 and 7.08, EC 0.19 and 0.20  $\text{dS m}^{-1}$ , organic carbon 0.52% and 0.45, Phosphorus 24.67 and 22.33  $\text{kg ha}^{-1}$ , potassium 182.86 and 175.60  $\text{kg ha}^{-1}$ , zinc 0.53 and 0.32  $\text{mg kg}^{-1}$  respectively in 0-15cm and 15-30cm depth of soil. T7 has highest nitrogen recorded with 292.33 and 289.00  $\text{kg ha}^{-1}$ . Physical and Chemical properties respectively are shown where it is clear that the T9 treatment is better followed by T8 and T7. It eventually shows that the vermicompost and Zn application with RDF is the beneficial effect on the soil, that will maintain the soil. T1 shows that lowest effect on the soil parameters.

**Table 2: Effect of RDF and different level of Vermicompost and Zn on physical properties of soil**

Treatments	Bulk density ( $\text{Mg m}^{-3}$ )		Particle density ( $\text{Mg m}^{-3}$ )		Pore space (%)		Water holding capacity (%)	
	0-15cm	15-30cm	0-15cm	15-30cm	0-15cm	15-30cm	0-15cm	15-30cm
T <sub>1</sub>	1.47	1.49	2.61	2.63	41.97	40.99	38.35	36.16
T <sub>2</sub>	1.46	1.47	2.62	2.64	42.01	41.51	38.99	36.87
T <sub>3</sub>	1.46	1.47	2.61	2.63	42.1	42.28	39.51	37.23
T <sub>4</sub>	1.45	1.46	2.63	2.64	42.62	43.28	39.87	37.95
T <sub>5</sub>	1.45	1.44	2.62	2.64	44.43	44.16	40.33	38.52
T <sub>6</sub>	1.44	1.42	2.63	2.66	45.24	44.5	41.96	40.26
T <sub>7</sub>	1.43	1.44	2.62	2.65	45.51	44.98	42.32	40.93
T <sub>8</sub>	1.42	1.42	2.64	2.66	46.03	46.27	42.84	41.31
T <sub>9</sub>	1.40	1.41	2.64	2.66	48.43	45.89	43.22	41.98
F-test	S	S	NS	NS	S	S	S	S
S.E.m.(±)	0.01	0.01	-	-	0.64	0.58	0.87	0.76
C.D.@5%	0.02	0.02	-	-	1.36	1.23	1.87	1.62

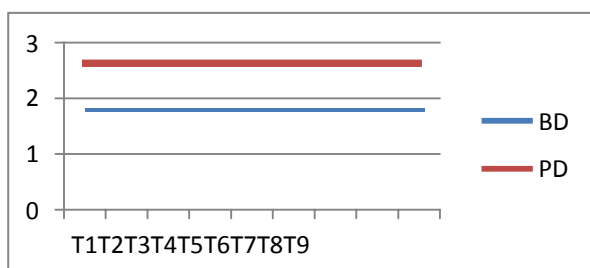


Fig 1. Treatment  
Combination VS Bulk Density

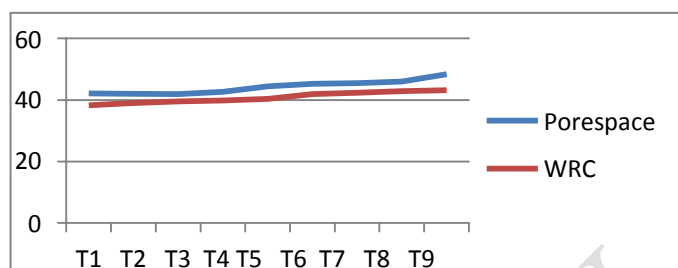


Fig 2. Treatment  
Combination VS Pore Space And W

Table:3 Effect of RDF and different level of Vermicompost and Zn on Chemical properties of soil

Treatments	pH		EC(d Sm <sup>-1</sup> )		Organic Carbon(%)		Nitrogen (kg ha <sup>-1</sup> )		Phosphorus (kg ha <sup>-1</sup> )		Potassium (kg ha <sup>-1</sup> )		Zinc (mg kg <sup>-1</sup> )	
	0-15 cm	15-30 cm	0-15 cm	15-30 cm	0-15 cm	15-30 cm	0-15 cm	15-30 cm	0-15 cm	15-30 cm	0-15 cm	15-30 cm	0-15 cm	15-30 cm
T <sub>1</sub>	7.60	7.63	0.28	0.29	0.37	0.30	264.00	261.89	17.96	13.67	139.89	132.59	0.38	0.20
T <sub>2</sub>	7.53	7.60	0.27	0.28	0.39	0.33	259.33	258.33	19.25	14.74	142.26	133.56	0.44	0.23
T <sub>3</sub>	7.30	7.40	0.25	0.26	0.44	0.40	256.67	255.67	20.36	15.33	143.22	135.22	0.45	0.25
T <sub>4</sub>	7.30	7.40	0.22	0.23	0.45	0.38	270.00	266.67	20.67	15.67	144.92	145.44	0.46	0.26
T <sub>5</sub>	7.20	7.30	0.23	0.24	0.47	0.40	263.67	273.67	21.25	16.33	145.90	145.96	0.47	0.27
T <sub>6</sub>	7.10	7.17	0.23	0.24	0.48	0.41	275.00	269.67	21.33	17.33	156.62	156.63	0.48	0.28
T <sub>7</sub>	7.01	7.08	0.22	0.23	0.49	0.40	292.33	289.00	22.33	20.67	160.88	157.63	0.48	0.30
T <sub>8</sub>	7.02	7.00	0.21	0.22	0.50	0.43	276.67	274.67	24.33	21.33	174.59	160.89	0.50	0.30
T <sub>9</sub>	7.00	7.08	0.19	0.20	0.52	0.45	286.33	282.67	24.67	22.33	182.86	175.60	0.53	0.32
F-test	S	S	S	S	S	S	S	S	S	S	S	S	S	S
S.Em. (±)	0.07	0.07	0.02	0.01	0.01	0.03	8.11	11.95	21.33	17.33	1.26	1.14	0.01	0.01
C.D.@5 %	0.15	0.16	0.01	0.02	0.02	0.07	17.20	25.35	22.33	20.67	2.66	2.42	0.02	0.02

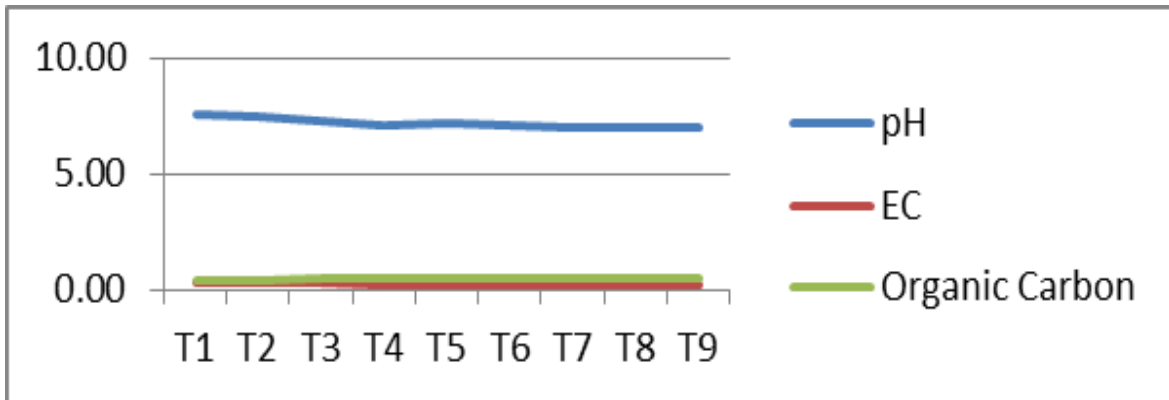


Fig 3.  
Treatment Combination VS pH, EC, Organic Carbon

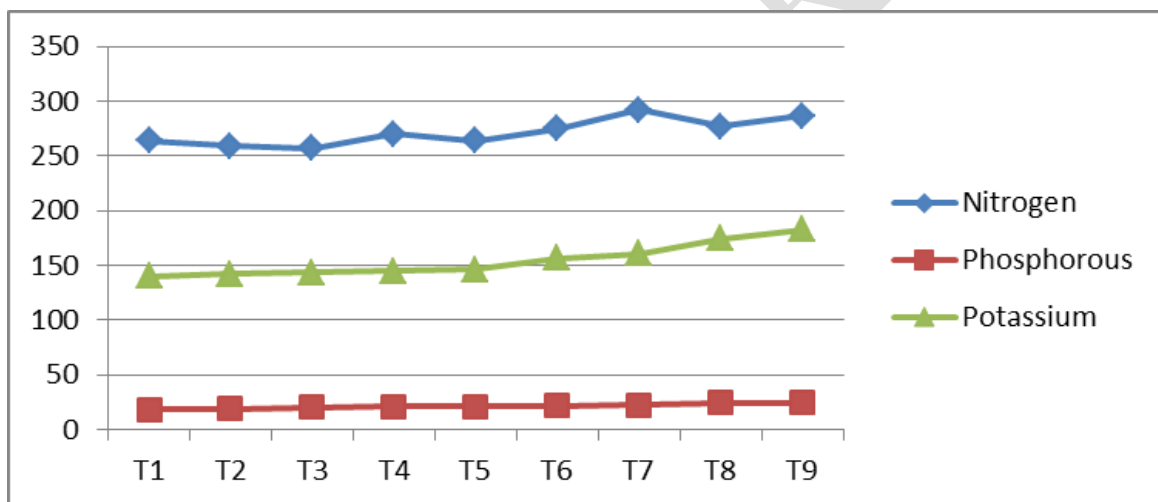


Fig 4.  
Treatment Combination VS Amount Of Nitr

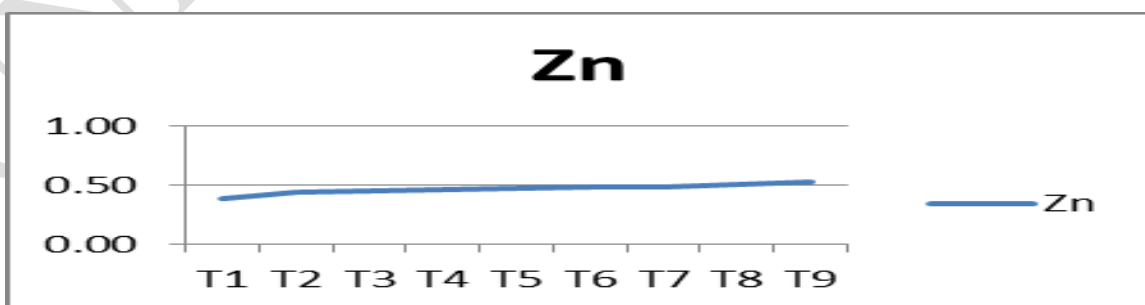


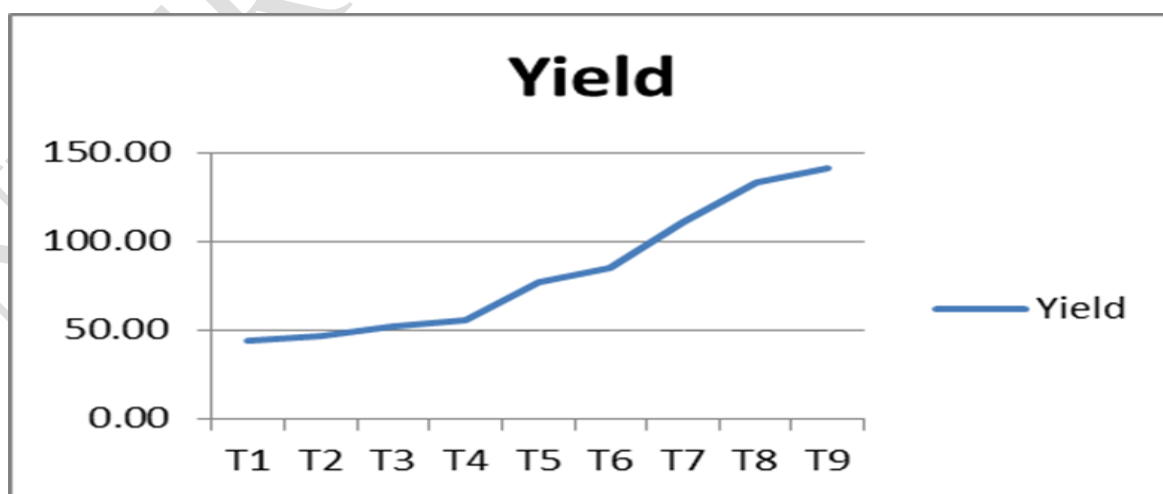
Fig 5. Treatment Combination VS Amount

**Selling price of Okra (Yield) = 1000q<sup>-1</sup>**

According to following table 3. The economy of different treatment concerned, the treatment T<sub>9</sub> provides highest net profit of ₹ 97905.34 with cost benefit ratio however, the minimum net profit of ₹ 9743.84 was recorded in the treatment T<sub>1</sub> with cost benefit ratio is

**Table 4. Effect of different treatment combination on cost benefit ratio (C: B) of Okra**

Treatment	Yield (qha <sup>-1</sup> )	Selling price (₹ q <sup>-1</sup> )	Gross return (₹ ha <sup>-1</sup> )	Total cost of cultivation (₹ ha <sup>-1</sup> )	Net Profit (₹ ha <sup>-1</sup> )	Cost Benefit ratio (C:B)
T <sub>1</sub>	44.67	1000	44670	36926.16	9743.84	1:1.20
T <sub>2</sub>	47.33	1000	47330	36927.66	12321.34	1:1.28
T <sub>3</sub>	52.33	1000	52330	36091.16	17238.84	1:1.44
T <sub>4</sub>	55.67	1000	55670	39092.91	16577.09	1:1.42
T <sub>5</sub>	77.00	1000	77000	39175.41	37824.59	1:1.96
T <sub>6</sub>	85.00	1000	85000	39257.91	45723.09	1:2.1
T <sub>7</sub>	111.67	1000	111670	43259.66	68410.34	1:2.5
T <sub>8</sub>	133.67	1000	133670	43442.16	90327.84	1:3.0
T <sub>9</sub>	141.33	1000	141330	43324.66	97905.34	1:3.2



**Fig 6. Treatment Combination VS Yield of Okra**

## Conclusion

Based on the aforementioned data, it was determined that, when compared to alternative treatment combinations, the T9 therapy combination (Recommended dose of fertilizer + Vermicompost @ 100% + Zn @ 100%) produced the best outcomes. It yields a maximum profit of ₹ 97905.34 ha<sup>-1</sup> and a maximum benefit-cost ratio of 1:3.2. Vermicompost and zinc are therefore beneficial to soil health and a profitable crop of okra.

## References

- Adesida, O. A., Smart, M. O., Yusuf, A. A. and Ojeaga, K. O. (2019) Comparative effect of organic manure and inorganic fertilizer on the growth and yield of okra (*Abelmoschus esculentus* L. Moench). *G.S.J.*;7(9):1198-1209.
- Bouyoucos, G.J. (1927) The Hydrometer as a New Method for the Mechanical Analysis of Soils. *Soil Science*, 23, 343-353.
- Jackson, M. L. (1958) *Soil Chemical Analysis*. Prentice-Hall Inc., Englewood Cliffs, NJ, 498p.
- Lindsay, W.L., and W.A. Norvell 1969. Equilibrium relationship of Zn<sup>2+</sup>, Fe<sup>2+</sup>, Ca<sup>2+</sup> and H with EDTA and DTPA in soils. *Soil Sci. Soc. Amer. Proc.* 35: 62-68
- Muthuvel, P., Udayasoorian, C., Natesan, R. and Ramaswami, P. R. (1992) *Introduction to Soil Analysis*, Tamil Nadu Agricultural University, Coimbatore.
- NHB. (2018-19) *National Horticulture Database-2018-19*. National Horticulture Board Government of India, Gurgaon, India. [www.nhb.gov.in](http://www.nhb.gov.in).
- Nusrat Jahan, Md. Ashabul Hoque, Md. Rasal-Monir, Sumya Fatima, Mohammad Nurul Islam and Md. Belal Hossain. (2020) Effect of Zinc and Boron on Growth and Yield of Okra

(*Abelmoschus esculentus* L.) Asian Journal of Advances in Agricultural Research 12(1): 41-47.

Olsen, S. R., Cole, C. V., Watanabe, F. S. and Dean, L. A. (1954) Estimation of available phosphorus in soils by extraction with sodium bicarbonate. USDA Circular 939. US Government Printing Office, Washington DC.

Singh, C. S., Patel, J. B., Suthar, J. V. and Patel, P. M. (2013) Effect of integrated nutrient management on okra seed production, International Journal of Agricultural Sciences, 6(1), 206-208.

Subbiah, B. V. and Asija, G. L. (1956) A Rapid Procedure for the Estimation of Available Nitrogen in Soils. Current Science, 25: 259-260.

Tensingh, R. B., Sankaran, M. and Subramani, T. (2017) Effect of integrated nutrient management on nutrient uptake and yield of okra [*Abelmoschus esculentus*] under island conditions. Adv. Res. J. Crop Improv, 8(1), 24-30.

Toth, S. J. and Prince, A. L. (1949) Estimation of cation exchange capacity and exchangeable calcium, potassium, and sodium contents of soils by flame photometer techniques. Soil Sci., 67: 439-445.

Walkley, A. and Black, I. A. (1934) An examination of Degtjareff method for determining soil organic matter, and proposed modification of the chromic acid titration method. Soil Science, 37: 29-38.

Wilcox LV. (1950). Electrical Conductivity. Am. Waterworks Assoc. J; 42: