

## **Reviewing soil contaminant remediation techniques**

### **Abstract**

**Harmful** contaminants generating from industry, agricultural and human activity are causing the degradation of soil health, along with detrimental effects on human and the environment. It is imperative to safeguard the soil from these dangerous pollutants by using soil remediation techniques that may be effective breakdown these dangerous toxins. A sustainable approach to remediate the soil from different contaminants is bioremediation. Bioremediation is a method where microbes are used to alleviate soil pollution effectively. Natural microorganisms like fungus, bacteria, and algae are employed in the bioremediation process to break down heavy metal (lead, arsenic, chromium etc.) or organic based, chemical contaminants. This study examines the use of microorganisms and various bioremediation methods, including genetic engineering, nanotechnology, and electro bioremediation, for recovering polluted soil. This investigation clarified the challenges associated with applying these bioremediation technologies and microorganisms, as well as their effects on the ecosystem and inherent soil microbial population. The goal of this current study is to illustrate the various technologies which are more effective in this remediation process.

**Key words- Contaminants, soil pollution, bioremediation, soil microbes, breakdown**

### **Introduction**

The soil is contaminated with toxins that damage living organisms which generated due to the rapid rise of industry and human population. Pollutants from different industrial activities are important sources of pollution to the soil and aquatic habitats [1]. Soil and sediments are contaminated by a range of hazardous organic and inorganic contaminants that are released into water bodies. One of the most harmful chemicals released by industry into the ecosystem is heavy metal pollution[2]. A significant amount is still unknown. UP, Punjab, Gujarat, AP, MP, National Capital Territory and Rajasthan are home to the majority of these locations that have been recorded[3]. Industrial wastewaters are frequently found to contain heavy metal like cadmium, zinc, copper, nickel, lead, mercury, and chromium. These wastewaters come from mining operations, battery manufacturing, tanneries, paint and pigment manufacturing, and photography[4]. Agricultural practices release a number of contaminants into the soil environment, including lead, arsenic, copper, zinc, nickel, and aluminium[1]. The health of humans can be negatively impacted by heavy metals[5]. Even at lower exposure levels, metals are recognised systemic toxicants that can cause harm to various organs. These metals

affect vital organs such as the kidney, liver, and brain and can cause nephrotoxicity, hepatotoxicity, and neurotoxicity[6].

Bioremediation is one of the most efficient, cost-effective, and ecologically safe processes available[1]. Microorganisms, enzymes, genetic engineering, and plants may be employed in biological remediation however, as microbes are easier to work with and take longer to develop than plants, they are favoured. Moreover, microorganisms minimize the impacts of heavy metals, improve plant growth, and improve soil fertility[7]. Using this method, microbes break down both harmful and non-hazard elements and transform them into compound form. Notable bioremediators include bacteria, fungi, and archaea[8]. By storing pollutants in their tissues or metabolising them into less harmful forms, plants can also aid in the bioremediation of toxins through their roots. Because some plant species naturally collect large amounts of particular pollutants, they can be used to remove pollutants from soil[9]. Genetic engineering is method of bioremediation to alter the genetic composition of microorganisms in order to improve their capacity to break down contaminants[10]. This paper highlights the value of bioremediation and provides an overview of the factors influencing bioremediation technology. This review also covered the emergence of genetically modified microorganisms, which have powerful bioremediation capabilities and enormous promise for eliminating dangerous contaminants [11].

### **Sources of contaminants**

Pollutants are growing as a result of increased industrialization, contaminating the soil, water, and air. These pollutants are becoming more prevalent, endangering people, marine life, and the ecosystem. Contamination is caused by substances such as hydrocarbons, pesticides, herbicides, naturally occurring rock disintegration, and hazardous metals found in the environment. Both anthropogenic and geogenic processes are the sources of contamination [12]. Figure 1 contains different geogenic and anthropogenic sources of contaminants.

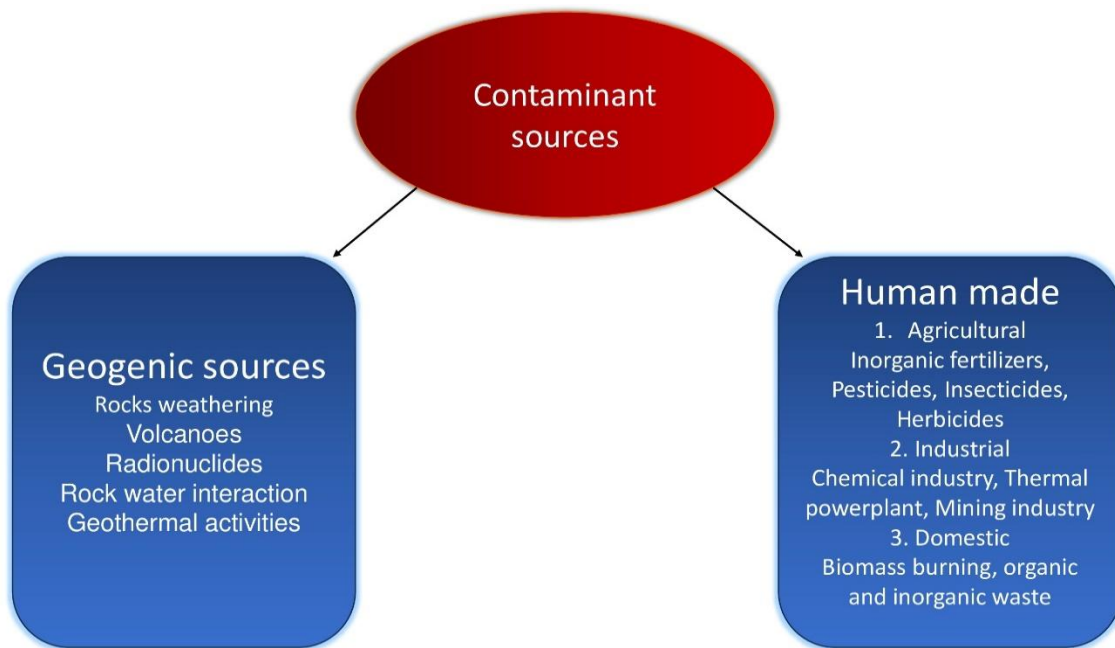


Figure 1. Different sources of contaminants

### 1. Geogenic Sources

Geogenic sources denote natural sources as the source of contamination. The reason of the contamination might be attributed to several factors such as weathering of rocks, radionucleotides, or volcanic activity [13]. Rocks that are good for weathering include ultramafic (olivine), dunite, and basalt. Dunite has a higher concentration of nickel and chromium as a result of rock weathering. Soil becomes poisonous when these components are present in high concentrations [14]. The elevated fluoride content of granite rock due to the leaching of sedimentary and igneous rock particles, creating a cracked zone in close proximity to groundwater and contaminating it [15]. Like rock weathering, volcanoes contaminate soil and water sources. When volcanic eruption occurs, the lava is released and combines with basaltic and rhyolitic rocks to create toxicity in aquatic environments [16]. Rock weathering and volcanic eruption are often influenced by environmental factors or natural disturbances [17].

### 2. Anthropogenic Sources

Anthropogenic sources, on the other hand, indicate contamination caused by human activity and could stem from residential, industrial, or agricultural practices [18].

#### A. Agricultural sources

Agriculture based contamination is due to several contaminants coming from organic and inorganic fertilizers, pesticides, insecticides, herbicides.

#### **i) Organic manures and inorganic fertilizers**

Nutrient sources include both organic manures and inorganic fertilizers; however, excessive usage of inorganic fertilizers combined with improper management and storage of manures might contaminate soil [19]. Overuse of fertilizers high in phosphorus and nitrogen degrades soil quality and contaminates water sources through runoff and excessive erosion [20]. The utilization of hazardous components in feeds or as growth promoters in organic manures, such as chicken manure, poses health risks [21].

#### **ii) Pesticides**

Pesticide exposure poses serious health risks to humans, and when combined with heavy metals, it results in more contamination than either alone [22]. The pesticides in the organochlorine class, such as dichloro-diphenyl-trichloroethane (DDT) and hexachlorocyclohexane (HCH), are more persistent in soil and can be hazardous to the environment and human health [23].

#### **iii) Insecticide**

When pesticides are used on plants to eradicate hazardous insects, they also kill beneficial insects that are not intended targets, leading to contamination [24]. For instance, some significant insects, like whiteflies, ingest honeydew that has been contaminated by insecticides applied on the plant. When beneficial insects consume this contaminated honeydew, it might kill them [25]. Certain man-made pesticides, including neonicotinoid, pollute soil and water sources [26]. The most popular insecticides are neonicotinoid pesticides, which account for 30% of the global market based on consumer use [27].

#### **iv) Herbicides**

Both the soil and the groundwater are contaminated by herbicides. Because atrazine and bromacil are used excessively and are contaminating groundwater, it is critical to degrade these herbicides because groundwater is becoming scarcer [28]. Additionally, herbicides contaminate coastal areas, infecting marine life. The breakdown of the herbicide triazine is crucial since it seriously contaminates water bodies [29].

### **B.Industrial sources**

Urban soil contamination is caused by human activity, such as the disposal of industrial waste. The causes of industry contamination include mining, power plants, and hazardous chemicals [30]. This involves the contamination of heavy metals including lead, arsenic, mercury, cadmium, etc. These metals combine with the soil's organic matter to increase soil toxicity [31]. The mining sector seriously harms the environment, soil, and human health. Coal, copper, zinc, and other mines are examples of mining. The concentration of heavy metals (cd, pb, cr, and zn) in the mines is higher than typical, which has a negative effect on the local population [32]. One major risk associated with brownfields (industrial production sites) is the pollution of industrial waste. Chemicals from industrial processes, including those involving iron, nonferrous metals, and chemical manufacture, are released into wastewater, which contaminates water, soil, and human health [33]. The disposal of wastewater into water bodies poses a threat to aquatic and human life, as the presence of hazardous substances can disrupt the food chain [34]. Aquaculture is a rapidly expanding industry that produces 43% of sea food and 50% of fish for human consumption and it important to remediate the water bodies and soil [35].

### **C.Domestic Sources**

The majority of water bodies and the land are contaminated by domestic trash. Waterborne enteric viruses that can cause outbreaks and pose a major threat to life are originated by human wastewater [36]. Waste water from the home can be utilized for a variety of things, including irrigation in farmland. Domestic waste cannot be used for various reasons because of the presence of organic micropollutants, oil, and hazardous organic pollutants in this waste water [37]. Due to their intricate structure, these wastewaters in soil and aquafarm cannot be neutralized. They have a long-term effect on soil biota and affect marine life [38]. Nowadays, the quality of fresh water is deteriorating due to the disposal of sewage and domestic wastewater in water bodies without first eliminating the metals that cause contamination [39]. In coastal locations, antibiotic-resistant genes (ARGs) can be used to analyze contaminants found in household wastewater. The most accurate way to determine the level of contamination in water bodies is through these genes [40].

### **Types of bioremediations**

There are two types of bioremediation techniques: ex-situ and in situ, which are utilized to remove contaminants.Ex-situ bioremediation is taking contaminated material out of its original habitat and treating it somewhere else[41]. On the other hand, in-situ treatment

includes dealing with pollutants at their original location and turning them into non-hazardous forms without removing them[42].Figure 2 describes ex-situ and in-situ types of bioremediation

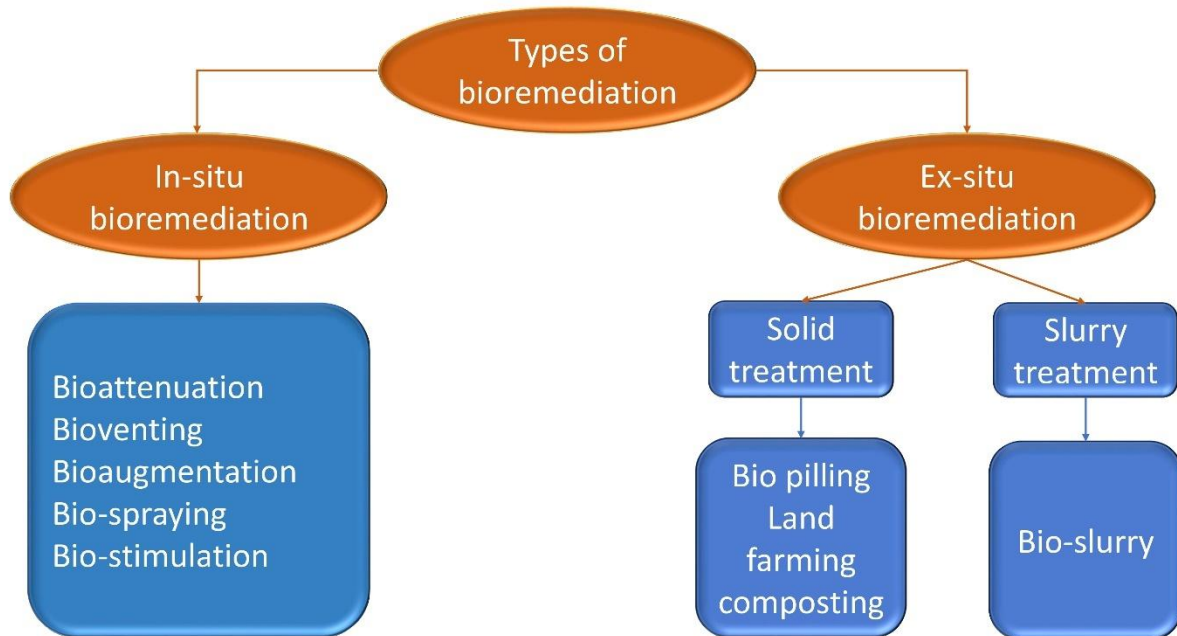


Figure 2. Types of bioremediation

## A. In situ bioremediation

### i) Bioattenuation

Also referred as monitored natural attenuation (MNA), bioattenuation is the process by which naturally occurring microorganisms are maintained in polluted places to lower their population to a desired level, with few or no involvement of human[43]. It is recommended for usage in comparison to other cleanup procedures due to its low cost. Natural hydrocarbon-degrading microbes can be used to clean up contaminated soils and lower levels of risk to the environment and human health [44].

### ii) Bioventing

One of the first large-scale technologies to be used in the 1990s, bioventing is now widely used in commercial applications and in common bioventing technique keeping the subsurface oxygen level around 5% [45]. It supplies oxygen to unsaturated zones or injects it directly into contaminated areas via vertical and horizontal wells. Organic contaminants are broken down and absorbed into the soil by indigenous microbes [46].

### **iii) Bioaugmentation**

The practice of introducing bacteria to soil to speed up the breakdown of contaminants is known as bioaugmentation. Bioaugmentation is frequently used for petroleum hydrocarbons, chlorinated pollutants[47]. Organic and inorganic chemicals, including phenolic compounds and acrylic acid, nitrite, acetone, and other hazardous substances, are present in a lot of industrial waste. bioaugmentation products are proffer, which makes them easy to handle and degrade[48].

### **iv) Bio-spraying**

By supplying gas to the saturated zone, a technique known as "bio spraying" improves the bioavailability of pollutants by promoting aerobic biodegradation and interaction between the air, water, and aquifer, advised in locations where there is fuel, diesel or petrol residue[49][50]. Its target chemicals include BTEXN (benzene, toluene, ethylbenzene, xylene, and naphthalene), which is biodegradable in an aerobic environment[51].

### **v) Bio-stimulation**

Microbes cannot sustain their population by decomposing toxins; instead, they require additional energy for development and growth, here bio stimulation plays a significant role [52]. Bio-stimulation, a procedure in which additional nutrients are added along with organic matter to the soil to encourage microbe growth and the biodegradation of pollutants [53].

## **A. Ex situ bioremediation**

There are mainly two types of ex situ methods i.e. solid treatment and slurry treatment which are discussed elaborately.

### **1. Solid treatment**

In soli treatment, amendments are applied to the piles to treat the impurities. It is typically used to remove contaminants from household, industrial, and organic waste [54]. It involves the following techniques:

#### **i) Bio piling**

The disposal of soil contaminated with petroleum compounds or other organic chemicals is a part of bio piling bioremediation. The contaminated soil is disposed of in pile form in this technique of bioremediation [55]. A multitude of fertilizers and supplements are employed in order to augment the population of microorganisms. The piles are two to three meters high,

and a vacuum pressure system is built beneath the soil. This system is coated with polythene to either boost heating or decrease evaporation loss. It is an economical method that aids in cleaning up extremely contaminated environments[56].

## **ii) Land farming**

In land farming, contaminated soil is disposed of in line beds, and aeration is kept up to date by turning. Soil is treated to change its chemical and physical characteristics in order to break down pollutants[57]. It may occur both in situ and ex situ. It's an easy procedure that uses the least amount of energy to treat contaminated soil. In aerobic circumstances, it aids in the remediation of soil [58].

## **iii) Composting**

Another name for it is windrows. During this procedure, organic materials, such as organic amendments, are combined with the polluted soil to improve the microbial characteristics by providing additional nutrients and carbon[59]. Utilizing these organic components for their metabolic qualities, it aids in the breakdown of organic waste products with the help of microbes[60].

## **2. Slurry treatments**

Using this method, pollutants are removed from the polluted soil by treating it with water. Thus, this approach has an adequate supply of oxygen and nutrients, which is beneficial for the growth of microorganisms. Compared to previous approaches, this bioremediation technique is quicker[61]. This technique consists of:

### **i) Bio-slurry**

In bioreactor techniques, water is used to remediate the polluted soil to create slurry. The amount of pollutants in the soil determines how much water is needed[62]. Polluted soil might be moved into the vessel where the degrading process takes place in order to break down contaminants. The contaminants are fed in a slurry or dry form. It offers an atmosphere that is conducive to the growth of microbes [63].

## **Use of microorganisms in soil remediation**

### **i) Bacteria**

Bacteria are beneficial heavy metal absorbent. Heavy metal transformation is carried out by the bacterial population. It is one of the better approaches for detoxifying heavy metals [64]. Organic pollutant is treated with the help plant growth promoting rhizobacteria (PGPR). Bacteria like Bacillus, pseudomonas, rhizobium, and Klebsiella are among the species found in PGPR. These species typically encourage plant development and aid in the removal of hazardous contaminants. For the purpose of eliminating chromium contamination, Pseudomonas aeruginosa is a more efficient species of bacteria [65]. The bacteria produces exopolysaccharides (ESP), which aid in the binding or chelation of heavy metals. These ESP trap the metal and detoxify the metal ion, preventing the bacterial cells from drying up [66]. Hydrocarbon pollution can also be broken down by the bacterial population. Hydrocarbons are the energy or carbon source that these bacteria use for growth and metabolic processes [67]. Aromatic and aliphatic groups are present in the hydrocarbon. Pseudomonas, bacteria, and Xanthomonas species completely destroy the aliphatic group of hydrocarbons, while the aromatic group's degradation is contingent upon the complexity of its structure and the existence of benzene rings [68]. There are two types of bacteria: gram positive and gramnegative. Pseudomonas, bacillus group is one of the gram-negative species that is best in eliminating pollutants [69].

## ii) Fungi

Fungi are heterotrophic creatures that, because of their shape and metabolic capabilities, contribute to the processes of degradation in soil and aquatic systems. Mycoremediation is a type of bioremediation that incorporates fungus species [70]. When compared to traditional approaches, the use of fungus species is a more efficient and economical means of remediating soil [71]. Aspergillus species of fungus efficiently breakdown pesticides in soil and reduce their persistency; nevertheless, Microsporum, Penicillium, and Trichoderma species of fungus are the most frequently used in bioremediation processes [72]. White rot fungus (*Phanerochaete chrysosporium*) is beneficial in breaking down organic contaminants in soil and reducing their persistence [73]. With the aid of extracellular lignin-modifying enzymes, these fungi are mostly utilized for the breakdown of polycyclic aromatic hydrocarbons [74]. The Arbuscularmycorrhizal fungal species is capable of controlling the pollution caused by heavy metals. For their growth and metabolic processes, they utilize the organic components from these pollutants [75]. Certain indigenous fungal species, such Aspergillus hiratsukae and Aspergillus terreus, have extracellular polymeric compounds that

are utilized to break down copper (cu) in soil contaminated with heavy metals [76].Table 1 contain the use different types of fungal species for the removal of contaminants.

Table 1. Different fungal species used in removal of contaminants.

Sr no.	Fungal species	Host plant	Contaminants Removed	Reference
1	Fusarium spp	Wheat (Triticum aestivum)	Lead(Pb), Cadmium(Cd)	[77]
2	Aspergillus spp	Sunflower (Helianthus annuus)	Chromium (Cr)	[78]
3	Penicillium	Bell bean (Vicia faba)	Cadmium (Cd), Lead(Pb)	[79]
4	Colletotrichum spp	Rice (Oryza sativa)	Cadmium(Cd)	[80]
5	Trichoderma	NA	Cadmium (Cd), Lead (Pb)	[81]

### iii) Algae

Algae are important in the bioremediation process because they help in changing harmful substances into less harmful or neutral forms. There are two different kinds of algae employed in the bioremediation process: macro algae and micro algae [82]. Cyanobacteria and Bacillariophyta are examples of microalgae, whereas Phaeophyta, Rhodophyta, and Chlorophyta are examples of macroalgae [83]. Microalgae are primarily employed in the bioremediation process, which lowers the need for both biological and chemical oxygen demand [84]. The microalgae *Chlorella fusca* are used to extract iron ( $Fe^{2+}$ ) from water and soil. In addition to their high metal absorption ability, algae species are also reasonably priced, environmentally benign, and non-toxic in nature [85]. In order to remediate salt-affected soil, such as saline soil, indigenous species of microalgae called *Coelestrella* are employed because of their ability to withstand salinity [86]. Table 2 contains removal of contaminants by using different algal species.

Table 2. Contaminants bioremediation by different algal species

Sl.no	Algal species	Contaminants removed	References
1	<i>Chlorella vulgaris</i>	Ethidium Bromide	[87]
2	<i>Cyanophyta</i> (hyper accumulator)	Arsenic (As)	[88]
3	<i>Tetradesmus</i>	Phenolic compounds	[89]
4	<i>Scenedesmus</i>	Captan	[90]
5	<i>S. obliquus</i>	Lead (Pb)	[91]
6	<i>Nostoc</i>	Cadmium (Cd)	[92]

#### iv) Yeast

Yeast effectively aids in the bioremediation process by removing heavy metals from soil and contaminated sites, aiding in the mineralization of organic materials, and having the ability to synthesize intracellular materials like mannoproteins [93]. Yeast feeds the microorganisms involved in bioremediation with nutrients and occasionally with enzymes. Yeast species that are tolerant can be employed to get rid of infectious agents. For instance, the yeast species *Rhodotorula mucilaginosa* is utilized in the bioremediation of dumpsites [94]. It can produce substances like indole acetic acid (IAA) that stimulate plant development, or it can be resistant to heavy metals and aid in the biosorption of lead (Pb) [95]. Additionally, yeast contains extracellular enzymes that aid in the biodegradation of textile dyes, such as xylanases and proteinases. These enzymes are found in certain yeast species, such as *Mrakia*, *Cystobasidium*, and *Vishniacozyma*, which can biodiscolorize the textile dyes [96]. *Saccharomyces cerevisiae*, a wild species of yeast that can be transformed by including the *populus* gene is used for cadmium (Cd) metal removal [97]. Nowadays, it's common practice to use live or dead yeast cells to remove stubborn pollutants because they're so affordable and it is used in the bioremediation of synthetic dye [98]. Table 3 contains removal of contaminants by using different yeast species.

Table 3. Different yeast species for contaminant removal

Sl. no	Yeast species	Contaminants removed	References
1	<i>Saccharomyces</i>	Lead (Pb)	[99]
2	<i>Pichia</i>	Synthetic dye	[100]

3	<i>Wickerhamomyces</i>	Copper (Cu)	[101]
4	<i>Lipomyces</i>	Oil effluents	[102]
5	<i>Candida</i>	Petroleum hydrocarbon	[103]

## Phytoremediation

Plants and bacteria in association clean up the environment is known as phytoremediation. Using naturally occurring mechanisms, this method breaks down and sequesters organic and inorganic contaminants in the rhizosphere of plants[104]. This technique is helpful in clearing polluted soil of heavy metals including lead, cadmium, and arsenic. After the pollutants are absorbed by the plants, they may be harvested and appropriately disposed of, eliminating the toxins from the surrounding environment[105]. Figure 3 shows different types of phytoremediation. Table 4 contains different types of phytoremediation used in bioremediation process.

Table 4. Types of phytoremediation used in bioremediation

Sl. No.	Type	Contaminants adsorbed	Use	Plant used	Reference
1	Phytoextraction	Ag, Cr, Cd	Contaminant chelation	<i>Alyssum murale</i> , <i>Berkheya coddii</i> , <i>Pteris vittate</i> ,	[106]
2	Rhizofiltration	Cu, Ag, Cd, Hg, Pb, Mn, Cr	Contaminant absorbed by roots	<i>Brassica juncea</i> , <i>Helianthus</i>	[107]
3	Phytodegradation	Malachite Green, DDT	Contaminant decayed by plants	<i>Elodea canadensis</i> , <i>Datura innoxia</i>	[108]
4	Phytovolatilization	Organochlorines, Se, As	Contaminant convert to volatile form	<i>Polypogon monspeliensis</i> , <i>Phragmites australis</i>	[109]
5	Phytodesalination	Na, Cl	Desalinization of soil by halophyte plants	<i>Typha latifolia</i> , <i>Lonicera japonica</i> <i>Thunb</i>	[108]
6	Phytostabilization	Zn, Cd, Hs, Pb	Contaminant immobilization	<i>Haumaniastrum sp.</i> , <i>Commelina sp.</i>	[110]
7	Phytostimulation	Polycyclic Aromatic	Contaminant decayed by plant	<i>Jatropha curcas</i> , <i>Populus spp.</i>	[111]

		Hydrocarbons (PAHs), Ar, Cd	root exudates		
--	--	-----------------------------	---------------	--	--

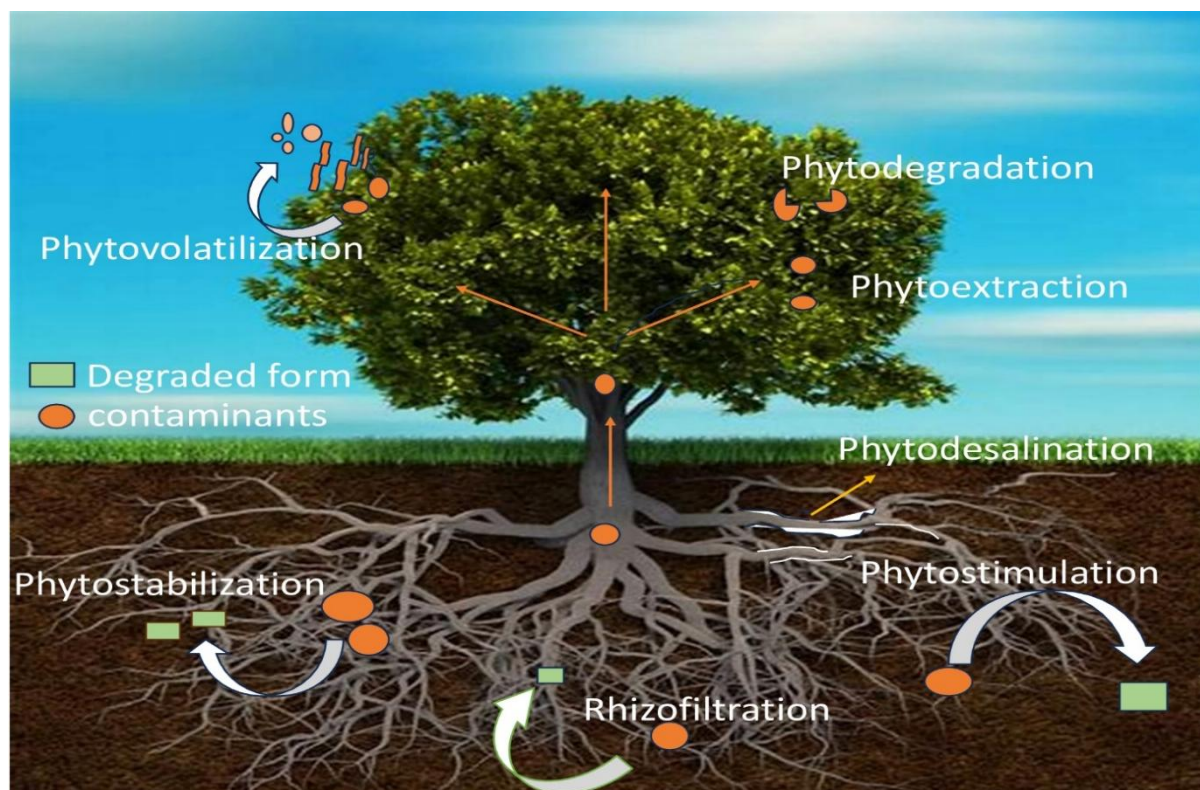


Figure 3. Types of phytoremediation

### Genetic engineering of bioremediation

Pollutant degradation is greatly aided by organisms. Their capabilities are improved by genetic tools. Microorganisms are being actively modified for bioremediation through the use of gene editing techniques such as CRISPR-Cas9, ZFNs, and TALEN. With the use of these techniques, bacteria target contaminants more efficiently [112]. These genetically modified organisms (GMOs) have the ability to degrade a variety of pollutants, such as radioactive waste, heavy metals, polychlorinated biphenyls (PCBs), and petroleum hydrocarbons. The term "genetic bioremediation" is frequently used for GMOs [10]. In order to enable an organism to break down contaminants, fresh genetic material is injected into it during the genetic bioremediation process. Numerous techniques, like as plasmid conjugation, transduction, and transformation, can be used to accomplish this [113]. For example, the mutant NiCoT efflux gene (*rcnA*) is eliminated by the presence of the NiCoT gene of *E. coli*, which is used to remove cobalt and nickel. *Rhodospseudomonas palustris*, CGA009 (RP), and

Novosphingobium aromaticivorans were the sources of the NiCoT gen [114]. Bacillus cereus NWUAB01, which produces biosurfactants has metal removal efficacy of Pb 69%, Cd 54%, and Cr 43% respectively [115]. Figure 4 different methods of genetic engineering used in bioremediation. Table 5 contains different techniques of gene editing used in bioremediation.

Table 5. Different techniques of gene editing

<b>S. No.</b>	<b>Genetic engineering</b>	<b>Specific use</b>	<b>Reference</b>
1	CRISPR-Cas9	CRISPR sequences identify and eliminate DNA from related bacteriophages. Cas9 functions as molecular scissors, cutting the target DNA at certain spots after it has identified it.	[116]
2	ZFNs	ZFN produce site-specific DSB which is made up of a chain of zinc finger proteins. Since zinc finger proteins individually recognise a DNA sequence, they allow for site-specific targeting.	[117]
3	TALEs	The DNA-binding domain of the TAL effector is injected into plant cells, they find their way to the nucleus, attach to the desired promoters, and start the production of genes.	[118]
4	Cre-loxP recombination system	Cre-loxP target gene function which provide both spatial and temporal control over gene expression and preventing the total deletion of certain genes that may result in embryonic death.	[119]
5	RNAi technology	Ribonucleic acid molecules target genes and can regulate microbe activity involved in the breakdown of pollutants.	[120]
6	Modular Cloning System (MoClo)	MoClo assembles many DNA fragments in a predetermined linear sequence by using the activity of Type IIS restriction enzymes, such as BsaI and BpiI/BbsI.	[121]

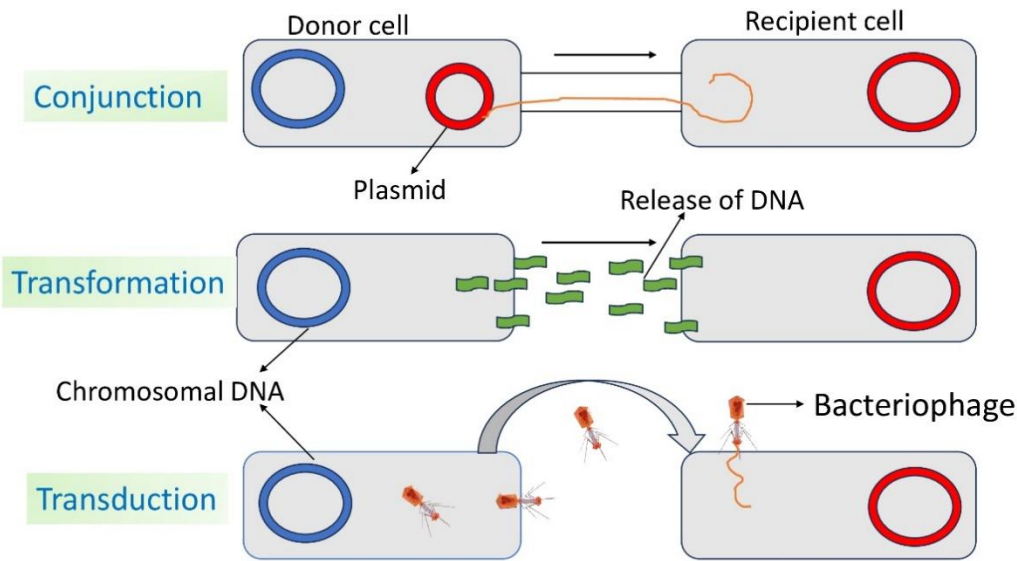


Figure 4. Different methods of genetic engineering used for bioremediation

## Modern techniques for improving bioremediation

### i) Nanotechnology

The process of producing nanoparticles, which is not expensive, involves the utilization of microorganisms. Environmentally friendly materials are used in nanotechnology [122]. The heavy metals lead (Pb), arsenic (As), and cadmium (Cd), which are harmful to both individuals and the environment, are absorbed by these well-absorbent nanoparticles [123]. By employing biosynthetic nanoparticles, nanotechnology offers an affordable method of eliminating pollutants from the air, water, and soil. It is an environmentally friendly method of removing pollutants from contaminated materials [124]. To clean up the contaminated materials, these nanoparticles which include carbon nanotubes, nano enzymes, and nano iron particles are utilized [125]. These days, polluted substances are treated with a combination of metal nanoparticles, microbial biomolecules, and biogenic nanoparticles [126]. Seventy percent of industrial pollutants end up in water bodies, harming aquatic life or posing health risks to humans due to their entry into the food chain [127]. The primary source of pollution for aquatic bodies is the ever-increasing need for plastic. The size of this microplastic, which ranges from 5 to 1000  $\mu\text{m}$ , is found in large amounts in the stomachs of marine creatures [128]

### ii) Electro bioremediation

A relatively new technique called electro bioremediation uses electroactive microbes to control the oxidation and reduction process in conjunction with electrodes. These microorganisms are able to transfer or accept electrons [129]. This technology uses electrokinetic processes such as electromigration, electroosmosis, electrophoresis, and electrochemical oxidation to remediate soil. These processes aid in the destruction of microorganisms since they alter their physical makeup [130]. By exposing the microbial community to direct current, it aids in the breakdown of polycyclic aromatic hydrocarbons. The voltage of current is 2V per centimetres [131]. This approach is multi-step, involving constant electric field, biostimulation, and bioaugmentation. Increased activity of soil-dwelling microorganisms is referred to as biostimulation. The addition of microorganisms to the soil is known as bioaugmentation, and a constant electric field of 1 V per cent is applied [132]. This process causes the saline soil that is contaminated with petroleum hydrocarbons to become more ion-rich and capable of retaining more water. As time passes, the amount of soil ions surrounding the electrode rises [133].

### **limitations of bioremediation**

While enabling toxins to biodegrade through bioremediation is a promising, cost-effective, and ecologically friendly approach, there are a number of challenges associated with it. Bioremediation may take a long time for complex contaminants with several links [134]. The environment's pH, temperature, moisture content, and nutrient availability all affect efficiency of phytoremediation[135]. Certain contaminants are resistant to biodegradation because they are complex or have persistent chemical bonds. Developing adaptable ways to deal with a variety of pollutants is crucial [136]. Different contaminants need different microbial species, or bacteria that have undergone genetic modification, to break down. Finding the ideal combination might be challenging, especially in a new setting [114]. Products that break down might still be hazardous after bioremediation. Ensuring the safety of these byproducts is crucial [137].

### **Conclusion**

Removal of hazardous contaminants from soil through modern sophisticated techniques requires more time and money while emerging eco-friendly techniques like genetic engineering, nanotechnology, and electro bioremediation are making the process of bioremediation less time or capital consuming and more successful. Environmental pollution is getting worse day by day as a result of rapid urbanization and industry growth. In order to

eliminate these harmful effluents from soil or water bodies, bioremediation is an environment friendly process that boosts soil fertility and microbial activity with enhancing economic production. Bioremediation is becoming more popular than traditional remediation techniques because of environmental awareness and higher efficiency. Modern bioremediation techniques require huge capital and skilled workers, scientists are trying to developing cheaper tools and methods that can eliminate contaminants from soil to improve soil health in a sustainable way.

## Reference

1. Sekhar, M. and Christie, S. and Trivedi, Ayushi and Agrawal, Smita and Jejal, Anand. (2024). Bioremediation: For Sustainable Environment Management. The Agriculture Magazine
2. Gautam, P. K., Gautam, R. K., Banerjee, S., Chattopadhyaya, M. C., & Pandey, J. D. (2016). Heavy metals in the environment: fate, transport, toxicity and remediation technologies. *Nova Sci Publishers*, 60, 101-130
3. Jain, M. K., Chuadhary, N., Singh, V. K., & Srivastava, R. K. (2017). Health risk assessment of heavy metal contaminated sites in India. *IOSR Journal of Environmental Science, Toxicology and Food Technology*, 11(05), 78–83. <https://doi.org/10.9790/2402-1105027883>
4. Parmar, M., & Thakur, L. S. (2013). Heavy metal Cu, Ni and Zn: toxicity, health hazards and their removal techniques by low cost adsorbents: a short overview. *International Journal of plant, animal and environmental sciences*, 3(3), 143-157.
5. Balali- Mood, M., Naseri, K., Tahergorabi, Z., Khazdair, M. R., & Sadeghi, M. (2021). Toxic mechanisms of five heavy metals: mercury, lead, chromium, cadmium, and arsenic. *Frontiers in Pharmacology*, 12. <https://doi.org/10.3389/fphar.2021.643972>
6. Karri, V., Schuhmacher, M., & Kumar, V. (2016). Heavy metals (Pb, Cd, As and MeHg) as risk factors for cognitive dysfunction: A general review of metal mixture mechanism in brain. *Environmental Toxicology and Pharmacology*, 48, 203–213. <https://doi.org/10.1016/j.etap.2016.09.016>

7. Saha, L., Tiwari, J., Baudh, K., & Ma, Y. (2021). Recent developments in Microbe–Plant-Based bioremediation for tackling Heavy Metal-Polluted soils. *Frontiers in Microbiology*, *12*. <https://doi.org/10.3389/fmicb.2021.731723>
8. Azubuiké, C. C., Chikere, C. B., & Okpokwasili, G. C. (2019). Bioremediation: an eco-friendly sustainable technology for environmental management. In *Springer eBooks* (pp. 19–39). [https://doi.org/10.1007/978-981-13-1891-7\\_2](https://doi.org/10.1007/978-981-13-1891-7_2)
9. Yaashikaa, P., Kumar, P., Jeevanantham, S., & Saravanan, R. (2022). A review on bioremediation approach for heavy metal detoxification and accumulation in plants. *Environmental Pollution*, *301*, 119035. <https://doi.org/10.1016/j.envpol.2022.119035>
10. Kumar, R. S., Singh, D., Bose, S. K., & Trivedi, P. K. (2020). Biodegradation of environmental pollutant through pathways engineering and genetically modified organisms approaches. In *Elsevier eBooks* (pp. 137–165). <https://doi.org/10.1016/b978-0-12-819001-2.00007-3>
11. Saravanan, A., Kumar, P. S., Duc, P. A., & Rangasamy, G. (2023). Strategies for microbial bioremediation of environmental pollutants from industrial wastewater: A sustainable approach. *Chemosphere*, *313*, 137323. <https://doi.org/10.1016/j.chemosphere.2022.137323>
12. Li, P., Karunanidhi, D., Subramani, T., & Srinivasamoorthy, K. (2021). Sources and consequences of groundwater contamination. *Archives of Environmental Contamination and Toxicology*, *80*(1), 1–10. <https://doi.org/10.1007/s00244-020-00805-z>
13. Bundschuh, J., Maity, J. P., Mushtaq, S., Vithanage, M., Seneweera, S., Schneider, J., Bhattacharya, P., Khan, N. I., Hamawand, I., Guilherme, L. R. G., Reardon-Smith, K., Parvez, F., Morales-Simfors, N., Ghaze, S., Pudmenzky, C., Kouadio, L., & Chen, C. (2017). Medical geology in the framework of the sustainable development goals. *Science of the Total Environment*, *581–582*, 87–104. <https://doi.org/10.1016/j.scitotenv.2016.11.208>
14. Suhrhoff, T. J. (2022). Phytoprevention of heavy metal contamination from terrestrial enhanced weathering: Can plants save the day? *Frontiers in Climate*, *3*. <https://doi.org/10.3389/fclim.2021.820204>
15. Nakayama, H., Yamasaki, Y., & Nakaya, S. (2022). Effect of hydrogeological structure on geogenic fluoride contamination of groundwater in granitic rock belt in Tanzania. *Journal of Hydrology*, *612*, 128026. <https://doi.org/10.1016/j.jhydrol.2022.128026>

16. Flavia, R., Forte, G., Beatrice, B., Barbara, C., Bruna, P., Anastasio, S., & Domingo, G. (2023). Potentially harmful elements released by volcanic ash of the 2021 Tajogaite eruption (Cumbre Vieja, La Palma Island, Spain): Implications for human health. *Science of the Total Environment*, 905, 167103. <https://doi.org/10.1016/j.scitotenv.2023.167103>
17. Pickarski, N., Kwiecien, O., & Litt, T. (2023). Volcanic impact on terrestrial and aquatic ecosystems in the Eastern Mediterranean. *Communications Earth & Environment*, 4(1). <https://doi.org/10.1038/s43247-023-00827-0>
18. Ismanto, A., Hadibarata, T., Widada, S. *et al.* Groundwater contamination status in Malaysia: level of heavy metal, source, health impact, and remediation technologies. *Bioprocess Biosyst Eng* **46**, 467–482 (2023). <https://doi.org/10.1007/s00449-022-02826-5>
19. Rashmi, I., Roy, T., Kartika, K., Pal, R., Coumar, V., Kala, S., & Shinoji, K. C. (2020). Organic and inorganic fertilizer contaminants in agriculture: Impact on soil and water resources. In *Springer eBooks* (pp. 3–41). [https://doi.org/10.1007/978-3-030-41552-5\\_1](https://doi.org/10.1007/978-3-030-41552-5_1)
20. Srivastav, A. L. (2020). Chemical fertilizers and pesticides: role in groundwater contamination. In *Elsevier eBooks* (pp. 143–159). <https://doi.org/10.1016/b978-0-08-103017-2.00006-4>
21. Muhammad, J., Khan, S., Lei, M., Khan, M. A., Nawab, J., Rashid, A., Ullah, S., & Khisro, S. B. (2020). Application of poultry manure in agriculture fields leads to food plant contamination with potentially toxic elements and causes health risk. *Environmental Technology & Innovation*, 19, 100909. <https://doi.org/10.1016/j.eti.2020.100909>
22. Zhang, H., Yuan, X., Xiong, T., Wang, H., & Jiang, L. (2020). Bioremediation of co-contaminated soil with heavy metals and pesticides: Influence factors, mechanisms and evaluation methods. *Chemical Engineering Journal*, 398, 125657. <https://doi.org/10.1016/j.cej.2020.125657>
23. Kafaei, R., Arfaenia, H., Savari, A., Mahmoodi, M., Rezaei, M., Rayani, M., Sorial, G. A., Fattahi, N., & Ramavandi, B. (2020b). Organochlorine pesticides contamination in agricultural soils of southern Iran. *Chemosphere*, 240, 124983. <https://doi.org/10.1016/j.chemosphere.2019.124983>

24. Buțu, M., Ștef, R., Grozea, I., Corneanu, M., & Butnariu, M. (2020). Biopesticides: clean and viable technology for healthy environment. In *Springer eBooks* (pp. 107–151). [https://doi.org/10.1007/978-3-030-35691-0\\_6](https://doi.org/10.1007/978-3-030-35691-0_6)
25. Calvo-Agudo, M., Tooker, J. F., Dicke, M., & Tena, A. (2021). Insecticide- contaminated honeydew: risks for beneficial insects. *Biological Reviews*, 97(2), 664–678. <https://doi.org/10.1111/brv.12817>
26. Zhang, C., Yi, X., Chen, C., Tian, D., Liu, H., Xie, L., Zhu, X., Huang, M., & Ying, G. (2020). Contamination of neonicotinoid insecticides in soil-water-sediment systems of the urban and rural areas in a rapidly developing region: Guangzhou, South China. *Environment International*, 139, 105719. <https://doi.org/10.1016/j.envint.2020.105719>
27. Zhang, C., Yi, X., Xie, L., Liu, H., Tian, D., Yan, B., Li, D., Li, H., Huang, M., & Ying, G. (2021). Contamination of drinking water by neonicotinoid insecticides in China: Human exposure potential through drinking water consumption and percutaneous penetration. *Environment International*, 156, 106650. <https://doi.org/10.1016/j.envint.2021.106650>
28. Gawel, A., Seiwert, B., Sühnhholz, S., Schmitt- Jansen, M., & Mackenzie, K. D. (2020). In-situ treatment of herbicide-contaminated groundwater—Feasibility study for the cases atrazine and bromacil using two novel nanoremediation-type materials. *Journal of Hazardous Materials (Print)*, 393, 122470. <https://doi.org/10.1016/j.jhazmat.2020.122470>
29. Dsikowitzky, L., Nguyen, T. M. I., Konzer, L., Zhao, H., Wang, D. R., Yang, F., & Schwarzbauer, J. (2020). Occurrence and origin of triazine herbicides in a tropical coastal area in China: A potential ecosystem threat. *Estuarine, Coastal and Shelf Science*, 235, 106612. <https://doi.org/10.1016/j.ecss.2020.106612>
30. Madhav, S., Mishra, R., Kumari, A. *et al.* A review on sources identification of heavy metals in soil and remediation measures by phytoremediation-induced methods. *Int. J. Environ. Sci. Technol.* **21**, 1099–1120 (2024). <https://doi.org/10.1007/s13762-023-04950-5>
31. Mohammadi, A. A., Zarei, A., Esmailzadeh, M., Taghavi, M., Yousefi, M., Yousefi, Z., Sedighi, F., & Javan, S. (2019). Assessment of heavy metal pollution and human health risks assessment in soils around an industrial zone in Neyshabur, Iran. *Biological Trace Element Research*, 195(1), 343–352. <https://doi.org/10.1007/s12011-019-01816-1>

32. Zerizghi, T., Guo, Q., Tian, L., Wei, R., & Zhao, C. (2022). An integrated approach to quantify ecological and human health risks of soil heavy metal contamination around coal mining area. *Science of the Total Environment*, 814, 152653. <https://doi.org/10.1016/j.scitotenv.2021.152653>
33. Song, P., Xu, D., Yue, J., Ma, Y., Dong, S., & Feng, J. (2022). Recent advances in soil remediation technology for heavy metal contaminated sites: A critical review. *Science of the Total Environment*, 838, 156417. <https://doi.org/10.1016/j.scitotenv.2022.156417>
34. Sonone, S., Jadhav, S., Sankhla, M. S., & Kumar, R. (2020). Water Contamination by Heavy Metals and their Toxic Effect on Aquaculture and Human Health through Food Chain. *Letters in Applied NanoBioScience*, 10(2), 2148–2166. <https://doi.org/10.33263/lianbs102.21482166>
35. Emenike, E.C., Iwuozor, K.O. & Anidiobi, S.U. Heavy Metal Pollution in Aquaculture: Sources, Impacts and Mitigation Techniques. *Biol Trace Elem Res* **200**, 4476–4492 (2022). <https://doi.org/10.1007/s12011-021-03037-x>
36. Farkas, K., Walker, D. L., Adriaenssens, E. M., McDonald, J. E., Hillary, L. S., Malham, S. K., & Jones, D. L. (2020). Viral indicators for tracking domestic wastewater contamination in the aquatic environment. *Water Research*, 181, 115926. <https://doi.org/10.1016/j.watres.2020.115926>
37. Yacouba, Z. A., Mendret, J., Lesage, G., Zaviska, F., & Brosillon, S. (2021). Removal of organic micropollutants from domestic wastewater: The effect of ozone-based advanced oxidation process on nanofiltration. *Journal of Water Process Engineering*, 39, 101869. <https://doi.org/10.1016/j.jwpe.2020.101869>
38. Mushtaq, N., Singh, D.V., Bhat, R.A., Dervash, M.A., Hameed, O.b. (2020). Freshwater Contamination: Sources and Hazards to Aquatic Biota. In: Qadri, H., Bhat, R., Mehmood, M., Dar, G. (eds) Fresh Water Pollution Dynamics and Remediation. Springer, Singapore. [https://doi.org/10.1007/978-981-13-8277-2\\_3](https://doi.org/10.1007/978-981-13-8277-2_3)
39. Shukla, R., Gupta, D., Singh, G. *et al.* Performance of horizontal flow constructed wetland for secondary treatment of domestic wastewater in a remote tribal area of Central India. *Sustain Environ Res* **31**, 13 (2021). <https://doi.org/10.1186/s42834-021-00087-7>

40. Zhang, Y., Wang, J., Lü, J., & Wu, J. (2020). Antibiotic resistance genes might serve as new indicators for wastewater contamination of coastal waters: Spatial distribution and source apportionment of antibiotic resistance genes in a coastal bay. *Ecological Indicators*, 114, 106299. <https://doi.org/10.1016/j.ecolind.2020.106299>
41. Nwankwegu, A. S., Zhang, L., Xie, D., Onwosi, C. O., Muhammad, W. I., Odoh, C. K., Sam, K., & Idenyi, J. N. (2022). Bioaugmentation as a green technology for hydrocarbon pollution remediation. Problems and prospects. *Journal of Environmental Management*, 304, 114313. <https://doi.org/10.1016/j.jenvman.2021.114313>
42. Ossai, I. C., Ahmed, A., Hassan, A., & Hamid, F. S. (2020). Remediation of soil and water contaminated with petroleum hydrocarbon: A review. *Environmental Technology & Innovation*, 17, 100526. <https://doi.org/10.1016/j.eti.2019.100526>
43. My-Dung, J., Balland, C. B. B., & Brondeau, F. (2023). Can Natural Attenuation be Considered as an Effective Solution for Soil Remediation? In *IntechOpen eBooks*. <https://doi.org/10.5772/intechopen.108304>
44. EHI-ERIAKHA, C. B., & BALOGUN, V. A. (2020). Dynamics of Polyaromatic Hydrocarbon Degradation Under Monitored Bioattenuation System.
45. Sharma, A., Shukla, S. (2023). Bioremediation: Remedy for Emerging Environmental Pollutants. In: Kashyap, B.K., Solanki, M.K. (eds) *Current Research Trends and Applications in Waste Management*. Springer, Singapore. [https://doi.org/10.1007/978-981-99-3106-4\\_10](https://doi.org/10.1007/978-981-99-3106-4_10)
46. Fragkou, E., Antoniou, E., Daliakopoulos, I. N., Manios, T., Theodorakopoulou, M., & Kalogerakis, N. (2021). In Situ Aerobic Bioremediation of Sediments Polluted with Petroleum Hydrocarbons: A Critical Review. *Journal of Marine Science and Engineering*, 9(9), 1003. <https://doi.org/10.3390/jmse9091003>
47. Sayed, K., Baloo, L., & Sharma, N. K. (2021). Bioremediation of Total Petroleum Hydrocarbons (TPH) by Bioaugmentation and Biostimulation in Water with Floating Oil Spill Containment Booms as Bioreactor Basin. *International Journal of Environmental Research and Public Health*, 18(5), 2226. <https://doi.org/10.3390/ijerph18052226>
48. Bhatia, S. K., Mehariya, S., Bhatia, R., Kumar, M., Pugazhendhi, A., Awasthi, M. K., Atabani, A., Kumar, G., Kim, W., Seo, S. B., & Yang, Y. H. (2021). Wastewater based

microalgal biorefinery for bioenergy production: Progress and challenges. *Science of the Total Environment*, 751, 141599. <https://doi.org/10.1016/j.scitotenv.2020.141599>

49. Sravya, K., & Sangeetha, S. (2022). Feasibility study on bioremediation techniques to contaminated soils. *Materials Today: Proceedings*, 51, 2556–2560. <https://doi.org/10.1016/j.matpr.2021.12.364>

50. Jabbar, N. M., Salih, I. K., Alardhi, S. M., Mohammed, A., & Albayati, T. M. (2022). Challenges in the implementation of bioremediation processes in petroleum-contaminated soils: A review. *Environmental Nanotechnology, Monitoring & Management*, 18, 100694. <https://doi.org/10.1016/j.enmm.2022.100694>

51. Chipu, N. S. (2022). *The use of microcosms to assess the potential impact of underground bunker crude oil on freshwater aquatic organisms* (Doctoral dissertation).

52. Maqsood, Q., Sumrin, A., Waseem, R., Hussain, M. Z., Imtiaz, M., & Hussain, N. (2023). Bioengineered microbial strains for detoxification of toxic environmental pollutants. *Environmental Research (New York, N.Y. Print)*, 227, 115665. <https://doi.org/10.1016/j.envres.2023.115665>

53. Eseine-Aloja, C. E., Alagbaoso, C. A., & Osubor, C. C. (2022). Bio-stimulation of soil enzymes using diammonium phosphate and urea fertilizer on crude oil contaminated sandy-loam soil. *Advances in Environmental Technology*, 8(2), 93-102.

54. Angmo, D., Dutta, R., Kumar, S.I., Sharma, A. (2020). Natural Biological Treatment of Effluent and Sludges to Combat the Burden of Waste. In: Bhat, S., Vig, A., Li, F., Ravindran, B. (eds) *Earthworm Assisted Remediation of Effluents and Wastes*. Springer, Singapore. [https://doi.org/10.1007/978-981-15-4522-1\\_7](https://doi.org/10.1007/978-981-15-4522-1_7)

55. Muttaleb, W. H., & Ali, Z. H. (2022). BIOREMEDIATION AN ECO-FRIENDLY METHOD FOR ADMINISTRATION OF ENVIRONMENTAL CONTAMINANTS. *MINAR International Journal of Applied Sciences and Technology (Online)*, 04(02). <https://doi.org/10.47832/2717-8234.11.3>

56. Philp, J., & Atlas, R. M. (2014). Bioremediation of contaminated soils and aquifers. In *ASM Press eBooks* (pp. 139–236). <https://doi.org/10.1128/9781555817596.ch5>

57. Ajibade, F. O., Adelodun, B., Lasisi, K. H., Fadare, O. O., Ajibade, T. F., Nwogwu, N. A., Sulaymon, I. D., Ugya, A. Y., Wang, H. C., & Wang, A. (2021). Environmental pollution and

their socioeconomic impacts. In *Elsevier eBooks* (pp. 321–354).  
<https://doi.org/10.1016/b978-0-12-821199-1.00025-0>

58. Alori, E. T., Gabasawa, A. I., Elenwo, C. E., & Agbeyegbe, O. O. (2022). Bioremediation techniques as affected by limiting factors in soil environment. *Frontiers in Soil Science*, 2. <https://doi.org/10.3389/fsoil.2022.937186>

59. Khan, N., Bolan, N., Josph, S., Anh, M. T. L., Meier, S., Kookana, R. S., Borchard, N., Sánchez-Monedero, M. Á., Jindo, K., Solaiman, Z., Alrajhi, A., Sarkar, B., Basak, B. B., Wang, H., Wong, J. W. C., Manu, M., Kader, M. A., Wang, Q., Li, R., . . . Qiu, R. (2023). Complementing compost with biochar for agriculture, soil remediation and climate mitigation. In *Advances in agronomy* (pp. 1–90). <https://doi.org/10.1016/bs.agron.2023.01.001>

60. Deena, S. R., Vickram, S., Manikandan, S., Subbaiya, R., Karmegam, N., Ravindran, B., Chang, S. W., & Awasthi, M. K. (2022). Enhanced biogas production from food waste and activated sludge using advanced techniques – A review. *Bioresource Technology*, 355, 127234. <https://doi.org/10.1016/j.biortech.2022.127234>

61. Alori, E. T., Gabasawa, A. I., Elenwo, C. E., & Agbeyegbe, O. O. (2022b). Bioremediation techniques as affected by limiting factors in soil environment. *Frontiers in Soil Science*, 2. <https://doi.org/10.3389/fsoil.2022.937186>

62. Srivastava, V., Puri, M., Srivastava, T., Nidheesh, P., & Kumar, M. (2022). Integrated soil washing and bioreactor systems for the treatment of hexachlorocyclohexane contaminated soil: A review on enhanced degradation mechanisms, and factors affecting soil washing and bioreactor performances. *Environmental Research*, 208, 112752. <https://doi.org/10.1016/j.envres.2022.112752>

63. Sharma, I. (2020). Bioremediation techniques for polluted environment: concept, advantages, limitations, and prospects. In *Trace metals in the environment-new approaches and recent advances*. IntechOpen.

64. Thakare, M., Sarma, H., Datar, S., Roy, A., Pawar, P., Gupta, K., Pandit, S., & Prasad, R. (2021). Understanding the holistic approach to plant-microbe remediation technologies for removing heavy metals and radionuclides from soil. *Current Research in Biotechnology*, 3, 84–98. <https://doi.org/10.1016/j.crbiot.2021.02.004>

65. Xiang, L., Harindintwali, J. D., Wang, F., Redmile- Gordon, M., Chang, S. X., Fu, Y., He, C., Muhoza, B., Brahushi, F., Bolan, N., Jiang, X., Ok, Y. S., Rinklebe, J., Schaeffer, A., Zhu, Y., Tiedje, J. M., & Xing, B. (2022). Integrating Biochar, Bacteria, and Plants for Sustainable Remediation of Soils Contaminated with Organic Pollutants. *Environmental Science & Technology*, 56(23), 16546–16566. <https://doi.org/10.1021/acs.est.2c02976>
66. Guo, S., Xiao, C., Zhou, N., & Chi, R. (2020). Speciation, toxicity, microbial remediation and phytoremediation of soil chromium contamination. *Environmental Chemistry Letters*, 19(2), 1413–1431. <https://doi.org/10.1007/s10311-020-01114-6>
67. Kebede, G., Tafese, T., Abda, E. M., Kamaraj, M., & Assefa, F. (2021). Factors influencing the bacterial bioremediation of hydrocarbon contaminants in the soil: mechanisms and impacts. *Journal of Chemistry*, 2021, 1–17. <https://doi.org/10.1155/2021/9823362>
68. Stepanova, A. Y., Gladkov, E. A., Osipova, E. S., Gladkova, O. V., & Терешонок, Д. В. (2022). Bioremediation of Soil from Petroleum Contamination. *Processes*, 10(6), 1224. <https://doi.org/10.3390/pr10061224>
69. Hussain, S., Khan, M., Sheikh, T. M. M., Mumtaz, M. Z., Chohan, T. A., Shamim, S., & Liu, Y. (2022). Zinc Essentiality, Toxicity, and its Bacterial Bioremediation: A Comprehensive insight. *Frontiers in Microbiology*, 13. <https://doi.org/10.3389/fmicb.2022.900740>
70. Li, Q., Liu, J., & Gadd, G. M. (2020). Fungal bioremediation of soil co-contaminated with petroleum hydrocarbons and toxic metals. *Applied Microbiology and Biotechnology*, 104(21), 8999–9008. <https://doi.org/10.1007/s00253-020-10854-y>
71. Khaton, H., Rai, J., & Jillani, A. (2021). Role of fungi in bioremediation of contaminated soil. In *Elsevier eBooks* (pp. 121–156). <https://doi.org/10.1016/b978-0-12-821925-6.00007-1>
72. Mohapatra, D. K., Rath, S. K., & Mohapatra, P. K. (2021). Soil Fungi for Bioremediation of Pesticide Toxicants: A Perspective. *Geomicrobiology Journal*, 39(3–5), 352–372. <https://doi.org/10.1080/01490451.2021.2019855>
73. Bumpus, J. A. (2021). White rot fungi and their potential use in soil bioremediation processes. In *CRC Press eBooks* (pp. 65–100). <https://doi.org/10.1201/9781003208884-2>

74. Medaura, M. C., Guivernau, M., Moreno-Ventas, X., Prenafeta-Boldú, F. X., & Viñas, M. (2021). Bioaugmentation of native fungi, an efficient strategy for the bioremediation of an aged industrially polluted soil with heavy hydrocarbons. *Frontiers in Microbiology*, 12. <https://doi.org/10.3389/fmicb.2021.626436>
75. Tomer, A., Singh, R. V., Singh, S. K., Dwivedi, S. A., Reddy, C. U., Keloth, M. R. A., & Rachel, R. (2021). Role of fungi in bioremediation and environmental sustainability. In *Fungal biology* (pp. 187–200). [https://doi.org/10.1007/978-3-030-54422-5\\_8](https://doi.org/10.1007/978-3-030-54422-5_8)
76. Palanivel, T. M., Pracejus, B., & Novo, L. a. B. (2023). Bioremediation of copper using indigenous fungi *Aspergillus* species isolated from an abandoned copper mine soil. *Chemosphere*, 314, 137688. <https://doi.org/10.1016/j.chemosphere.2022.137688>
77. Saad, M. M. G., Saad, M. A., Saad, B. S., Zakaria, F. A., Husain, A. A., & Abdelgaleil, S. A. (2022). Bioremediation and microbial-assisted phytoremediation of heavy metals by endophytic *Fusarium* species isolated from *Convolvulus arvensis*. *Bioremediation Journal*, 1–11. <https://doi.org/10.1080/10889868.2022.2138256>
78. Qadir, M. A., Hussain, A., Shah, M., Lee, I. J., Iqbal, A., Irshad, M., Ismail, I., Sayyed, A., Husna, & Ahmad, A. (2022). Comparative assessment of chromate bioremediation potential of *Pantoea conspicua* and *Aspergillus niger*. *Journal of Hazardous Materials (Print)*, 424, 127314. <https://doi.org/10.1016/j.jhazmat.2021.127314>
79. El-Mahdy, O. M., Mohamed, H. I., & Mogazy, A. M. (2021). Biosorption effect of *Aspergillus niger* and *Penicillium chrysosporium* for Cd- and Pb-contaminated soil and their physiological effects on *Vicia faba* L. *Environmental Science and Pollution Research*, 28(47), 67608–67631. <https://doi.org/10.1007/s11356-021-15382-4>
80. Mukherjee, D., Pramanik, K., Mandal, S. K., & Mandal, N. C. (2022). Augmented growth of Cd-stressed rice seedlings with the application of phytostimulating, root-colonizing, Cd-tolerant, leaf-endophytic fungi *Colletotrichum* spp. isolated from *Eupatorium triplinerve*. *Journal of Hazardous Materials*, 438, 129508. <https://doi.org/10.1016/j.jhazmat.2022.129508>
81. Khilji, S. A., Aqeel, M., Maqsood, M. F., Khalid, N., Tufail, A., Sajid, Z. A., Al-Surhane, A. A., Hashem, M., Alamri, S., Al-Mutairi, K. A., & Noman, A. (2021). *Hemarthriacompressa*—*Aspergillus niger*—*Trichoderma pseudokoningii* Mediated Trilateral Perspective for Bioremediation and Detoxification of Industrial Paper Sludge. *Sustainability*, 13(21), 12266. <https://doi.org/10.3390/su132112266>

82. Chugh, M., Kumar, L., Shah, M. P., & Bharadvaja, N. (2022). Algal Bioremediation of heavy metals: An insight into removal mechanisms, recovery of by-products, challenges, and future opportunities. *Energy Nexus*, 7, 100129. <https://doi.org/10.1016/j.nexus.2022.100129>
83. Ansar, B. S. K., Kavusi, E., Dehghanian, Z., Pandey, J., Lajayer, B. A., Price, G., & Astatkie, T. (2022). Removal of organic and inorganic contaminants from the air, soil, and water by algae. *Environmental Science and Pollution Research*, 30(55), 116538–116566. <https://doi.org/10.1007/s11356-022-21283-x>
84. Viegas, C., Gouveia, L., & Gonçalves, M. (2021). Bioremediation of cattle manure using microalgae after pre-treatment with biomass ash. *Bioresource Technology Reports*, 14, 100681. <https://doi.org/10.1016/j.biteb.2021.100681>
85. Zada, S., Lu, H., Khan, S., Iqbal, A., Ahmad, A., Ahmad, A., Ali, H., Fu, P., Dong, H., & Zhang, X. (2021b). Biosorption of iron ions through microalgae from wastewater and soil: Optimization and comparative study. *Chemosphere*, 265, 129172. <https://doi.org/10.1016/j.chemosphere.2020.129172>
86. Chen, H., Yu, S., Yu, Z., Ma, M., Liu, M., & Pei, H. (2024). Phycoremediation Potential of Salt-Tolerant microalgal species: motion, metabolic characteristics, and their application for Saline–Alkali soil improvement in Eco-Farms. *Microorganisms*, 12(4), 676. <https://doi.org/10.3390/microorganisms12040676>
87. De Almeida, H. C., De Sá Salomão, A. L., Lambert, J., Teixeira, L. C. R. S., & Marques, M. (2020). Phycoremediation potential of microalgae species for ethidium bromide removal from aqueous media. *International Journal of Phytoremediation*, 22(11), 1168–1174. <https://doi.org/10.1080/15226514.2020.1743968>
88. Ankit, Baudh, K., & Korstad, J. (2022). Phycoremediation: Use of algae to sequester heavy metals. *Hydrobiology*, 1(3), 288–303. <https://doi.org/10.3390/hydrobiology1030021>
89. Del Carmen Ricoy Lorenzo, M., Filippo, D., Moglie, M., & Alessandra, N. (2023a). Screening for tolerance to natural phenols of different algal species: Toward the phycoremediation of olive mill wastewater. *Algal Research*, 75, 103256. <https://doi.org/10.1016/j.algal.2023.103256>
90. Hamed, S. M., Okla, M. K., Al-Saadi, L. S., Hozzein, W. N., Mohamed, H. M., Selim, S., & AbdElgawad, H. (2022). Evaluation of the phycoremediation potential of microalgae for

captan removal: Comprehensive analysis on toxicity, detoxification and antioxidants modulation. *Journal of Hazardous Materials*, 427, 128177.

<https://doi.org/10.1016/j.jhazmat.2021.128177>

91. Danouche, M., Ghachtouli, N. E., El-Baouchi, A., & Arroussi, H. E. (2020). Heavy metals phycoremediation using tolerant green microalgae: Enzymatic and non-enzymatic antioxidant systems for the management of oxidative stress. *Journal of Environmental Chemical Engineering*, 8(5), 104460. <https://doi.org/10.1016/j.jece.2020.104460>

92. El-Hameed, M. M. A., Abuarab, M. E., Al- Ansari, N., Mottaleb, S. A., Bakeer, G. A., Gyasi- Agyei, Y., & Mokhtar, A. (2021). Phycoremediation of contaminated water by cadmium (Cd) using two cyanobacterial strains (*Trichormus variabilis* and *Nostoc muscorum*). *Environmental Sciences Europe*, 33(1). <https://doi.org/10.1186/s12302-021-00573-0>

93. Kreling, N. E., Zaparoli, M., Margarites, A. C., Friedrich, M. T., Thomé, A., & Colla, L. M. (2019). Extracellular biosurfactants from yeast and soil–biodiesel interactions during bioremediation. *International Journal of Environmental Science and Technology*, 17(1), 395–408. <https://doi.org/10.1007/s13762-019-02462-9>

94. Masih, N. (2020). Role of Yeasts in Bioremediation of dumpsites. *Journal of Emerging Technologies and Innovative Research*, 7(5), 569–579. <https://www.jetir.org/papers/JETIR2005392.pdf>

95. De Paz, G. Á., Martínez- Gutiérrez, H., Ramírez- Granillo, A., López-Villegas, E. Ó., Medina- Canales, M. G., & Rodríguez-Tovar, A. V. (2023). *Rhodotorula mucilaginosa* YR29 is able to accumulate Pb<sup>2+</sup> in vacuoles: a yeast with bioremediation potential. *World Journal of Microbiology & Biotechnology*, 39(9). <https://doi.org/10.1007/s11274-023-03675-4>

96. Bezus, B., Garmendia, G., Vero, S., Cavalitto, S. F., & Cavello, I. A. (2021). Yeasts from the Maritime Antarctic: tools for industry and bioremediation. *Antarctic Science*, 34(1), 16–28. <https://doi.org/10.1017/s0954102021000420>

97. De Oliveira, V. H., Ullah, I., Dunwell, J. M., & Tibbett, M. (2020). Bioremediation potential of Cd by transgenic yeast expressing a metallothionein gene from *Populus trichocarpa*. *Ecotoxicology and Environmental Safety*, 202, 110917. <https://doi.org/10.1016/j.ecoenv.2020.110917>

98. Danouche, M., Arroussi, H. E., Bahafid, W., & Ghachtouli, N. E. (2021). An overview of the biosorption mechanism for the bioremediation of synthetic dyes using yeast cells. *Environmental Technology Reviews (Print)*, 10(1), 58–76. <https://doi.org/10.1080/21622515.2020.1869839>
99. Espinoza-Castañeda, M., Castelán, A. V. S. G., Rodríguez, M. R. V., Valverde, E. F., & Briones, M. T. C. (2022). BIOREMEDIATION OF LEAD IN WATER BY TWO PURE MICROORGANISMS AND BACTERIA-YEAST CONSORTIUM. *Journal of Biological and Natural Sciences*, 2(4), 2–15. <https://doi.org/10.22533/at.ed.813242230061>
100. Saravanan, P., Shanmugam, K., Bharathi, S., Sivakumar, P., Sivakumar, P., Pugazhendian, S. R., Aruni, W., & Renganathan, S. (2021). Bioremediation of synthetic textile dyes using live yeast *Pichia pastoris*. *Environmental Technology and Innovation*, 22, 101442. <https://doi.org/10.1016/j.eti.2021.101442>
101. Kouchou, A., Ghachtouli, N. E., Raïs, N., Derraz, K., Ijjaali, M., & Bahafid, W. (2020). Leaching of Heavy Metals and Enzymatic Activities in Un-inoculated and Inoculated Soils with Yeast Strains. *Soil and Sediment Contamination: An International Journal*, 29(8), 860–879. <https://doi.org/10.1080/15320383.2020.1779176>
102. Karim, A., Islam, M. A., Khalid, Z. B., Yousuf, A., Khan, M. M. R., & Faizal, C. K. M. (2021). Microbial lipid accumulation through bioremediation of palm oil mill effluent using a yeast-bacteria co-culture. *Renewable Energy*, 176, 106–114. <https://doi.org/10.1016/j.renene.2021.05.055>
103. Hegazy, G. E., Soliman, N. A., Farag, S., El-Helow, E. R., Hassan, H. Y., & Abdel-Fattah, Y. R. (2024). Isolation and characterization of *Candida tropicalis* B: a promising yeast strain for biodegradation of petroleum oil in marine environments. *Microbial Cell Factories*, 23(1). <https://doi.org/10.1186/s12934-023-02292-y>
104. Pilon-Smits, E. a. H. (2005). PHYTOREMEDIATION. *Annual Review of Plant Biology*, 56(1), 15–39. <https://doi.org/10.1146/annurev.arplant.56.032604.144214>
105. Saravanan, A., Kumar, P. S., Jeevanantham, S., Karishma, S., Tajsabreen, B., Yaashikaa, P., & Reshma, B. (2021). Effective water/wastewater treatment methodologies for toxic pollutants removal: Processes and applications towards sustainable development. *Chemosphere*, 280, 130595. <https://doi.org/10.1016/j.chemosphere.2021.130595>

106. Corzo Remigio, A., Chaney, R.L., Baker, A.J.M. *et al.* Phytoextraction of high value elements and contaminants from mining and mineral wastes: opportunities and limitations. *Plant Soil* **449**, 11–37 (2020). <https://doi.org/10.1007/s11104-020-04487-3>
107. Bakshe, P., & Jugade, R. (2023). Phytostabilization and rhizofiltration of toxic heavy metals by heavy metal accumulator plants for sustainable management of contaminated industrial sites: A comprehensive review. *Journal of Hazardous Materials Advances*, *10*, 100293. <https://doi.org/10.1016/j.hazadv.2023.100293>
108. Kafle, A., Timilsina, A., Gautam, A., Adhikari, K., Bhattarai, A., & Aryal, N. (2022). Phytoremediation: Mechanisms, plant selection and enhancement by natural and synthetic agents. *Environmental Advances*, *8*, 100203. <https://doi.org/10.1016/j.envadv.2022.100203>
109. Guarino, F., Miranda, A., Castiglione, S., & Cicatelli, A. (2020). Arsenic phytovolatilization and epigenetic modifications in *Arundo donax* L. assisted by a PGPR consortium. *Chemosphere*, *251*, 126310. <https://doi.org/10.1016/j.chemosphere.2020.126310>
110. Lacalle, R. G., Bernal, M., Álvarez-Robles, M., & Clemente, R. (2023). Phytostabilization of soils contaminated with As, Cd, Cu, Pb and Zn: Physicochemical, toxicological and biological evaluations. *Soil & Environmental Health*, *1*(2), 100014. <https://doi.org/10.1016/j.seh.2023.100014>
111. Islam, M.S., Akter, R., Rahman, M.M., Kurasaki, M. (2022). Phytoremediation: Background, Principle, and Application, Plant Species Used for Phytoremediation. In: Tanaka, S., Kurasaki, M., Morikawa, M., Kamiya, Y. (eds) Design of Materials and Technologies for Environmental Remediation. The Handbook of Environmental Chemistry, vol 115. Springer, Singapore. [https://doi.org/10.1007/978-3-031-24086-7\\_831](https://doi.org/10.1007/978-3-031-24086-7_831)
112. Bora, J., Imam, S., Vaibhav, V., Malik, S. (2023). Use of Genetic Engineering Approach in Bioremediation of Wastewater. In: Shah, M.P. (eds) Modern Approaches in Waste Bioremediation. Springer, Cham. [https://doi.org/10.1007/978-3-031-24086-7\\_23](https://doi.org/10.1007/978-3-031-24086-7_23)
113. Cai, Y., Liu, J., Li, G., Wong, P. K., & An, T. (2021). Formation mechanisms of viable but nonculturable bacteria through induction by light-based disinfection and their antibiotic resistance gene transfer risk: A review. *Critical Reviews in Environmental Science and Technology*, *52*(20), 3651–3688. <https://doi.org/10.1080/10643389.2021.1932397>

114. Sharma, B., & Shukla, P. (2020). Futuristic avenues of metabolic engineering techniques in bioremediation. *Biotechnology and Applied Biochemistry*, 69(1), 51–60. <https://doi.org/10.1002/bab.2080>
115. Malik, G., Arora, R., Chaturvedi, R. *et al.* Implementation of Genetic Engineering and Novel Omics Approaches to Enhance Bioremediation: A Focused Review. *Bull Environ Contam Toxicol* 108, 443–450 (2022). <https://doi.org/10.1007/s00128-021-03218-3>
116. Marco Massafra, Maria Ilenia Passalacqua, Vittorio Gebbia, Paolo Macrì, Chiara Lazzari, Vanesa Gregorc, Carmelo Buda, Giuseppe Altavilla & Mariacarmela Santarpià. (2021) [Immunotherapeutic Advances for NSCLC](#). *Biologics: Targets and Therapy* 15, pages 399-417.
117. Janik, E., Niemcewicz, M., Ceremuga, M., Krzowski, Ł., Saluk- Bijak, J., & Bijak, M. (2020). Various aspects of a Gene Editing System—CRISPR–CAS9. *International Journal of Molecular Sciences*, 21(24), 9604. <https://doi.org/10.3390/ijms21249604>
118. Becker, S., & Boch, J. (2021). TALE and TALEN genome editing technologies. *Gene and Genome Editing*, 2, 100007. <https://doi.org/10.1016/j.ggedit.2021.100007>
119. Son, J.W., Shin, J.J., Kim, M.G. *et al.* Keratinocyte-specific knockout mice models via Cre–loxP recombination system. *Mol. Cell. Toxicol.* 17, 15–27 (2021). <https://doi.org/10.1007/s13273-020-00115-4>
120. Bharagava, R.N., Saxena, G. (2020). Progresses in Bioremediation Technologies for Industrial Waste Treatment and Management: Challenges and Future Prospects. In: Bharagava, R., Saxena, G. (eds) *Bioremediation of Industrial Waste for Environmental Safety*. Springer, Singapore. [https://doi.org/10.1007/978-981-13-3426-9\\_21](https://doi.org/10.1007/978-981-13-3426-9_21)
121. Ardi, A. (2023). *Improving Symbiotic Nitrogen Fixation in Sinorhizobium (Ensifer) Meliloti by Utilizing Synthetic Biology Approaches to Manipulate Key Regulatory Genes* (Doctoral dissertation, North Dakota State University).
122. Mandeep, & Shukla, P. (2020). Microbial nanotechnology for bioremediation of industrial wastewater. *Frontiers in Microbiology*, 11. <https://doi.org/10.3389/fmicb.2020.590631>
123. Mallikarjunaiah, S., Pattabhiramaiah, M., & Metikurki, B. (2020). Application of nanotechnology in the bioremediation of heavy metals and wastewater management. In

*Nanotechnology in the life sciences* (pp. 297–321). [https://doi.org/10.1007/978-3-030-31938-0\\_13](https://doi.org/10.1007/978-3-030-31938-0_13)

124. Naik, H.S., Sah, P.M., Dhage, S.B., Gite, S.G., Raut, R.W. (2023). Nanotechnology for Bioremediation of Industrial Wastewater Treatment. In: Shah, M.P. (eds) *Modern Approaches in Waste Bioremediation*. Springer, Cham. [https://doi.org/10.1007/978-3-031-24086-7\\_14](https://doi.org/10.1007/978-3-031-24086-7_14)

125. Thulasisingh, A., Venkataramakrishnan, A., Clement, P.R., Kannaiyan, S. (2023). The Role of Nanotechnology in Bioremediation of Pollutants. In: Shah, M.P. (eds) *Industrial Wastewater Reuse*. Springer, Singapore. [https://doi.org/10.1007/978-981-99-2489-9\\_7](https://doi.org/10.1007/978-981-99-2489-9_7)

126. Shahi, M. P., Kumari, P., Mahobiya, D., & Shahi, S. K. (2021). Nano-bioremediation of environmental contaminants: applications, challenges, and future prospects. In *Elsevier eBooks* (pp. 83–98). <https://doi.org/10.1016/b978-0-12-820318-7.00004-6>

127. Kaul, I., & Sharma, J. G. (2022). Nanotechnology for the bioremediation of organic and inorganic compounds in aquatic ecosystem/marine ecosystem. *Journal of Applied Biology and Biotechnology*. <https://doi.org/10.7324/jabb.2022.100603>

128. Priyadarsini, M., Biswal, T. (2021). Bioremediation of Plastic Material by Using Nanotechnology. In: Acharya, S.K., Mishra, D.P. (eds) *Current Advances in Mechanical Engineering . Lecture Notes in Mechanical Engineering*. Springer, Singapore. [https://doi.org/10.1007/978-981-33-4795-3\\_4](https://doi.org/10.1007/978-981-33-4795-3_4)

129. Ceballos-Escalera, A., Pous, N., Chiluiza-Ramos, P., Korth, B., Harnisch, F., Bañeras, L., Balaguer, M. D., & Puig, S. (2021). Electro-bioremediation of nitrate and arsenite polluted groundwater. *Water Research (Oxford)*, 190, 116748. <https://doi.org/10.1016/j.watres.2020.116748>

130. Wang, S., & Guo, S. (2023). Effects of soil organic carbon metabolism on electro-bioremediation of petroleum-contaminated soil. *Journal of Hazardous Materials (Print)*, 459, 132180. <https://doi.org/10.1016/j.jhazmat.2023.132180>

131. Li, F., Guo, S., Wang, S., & Zhao, M. (2020). Changes of microbial community and activity under different electric fields during electro-bioremediation of PAH-contaminated soil. *Chemosphere*, 254, 126880. <https://doi.org/10.1016/j.chemosphere.2020.126880>

132. Barba, S., Villaseñor, J., Rodrigo, M. A., & Cañizares, P. (2021). Biostimulation versus bioaugmentation for the electro-bioremediation of 2,4-dichlorophenoxyacetic acid polluted

soils. *Journal of Environmental Management*, 277, 111424.  
<https://doi.org/10.1016/j.jenvman.2020.111424>

133. Meng, Z., Guo, P., Wu, B., & Guo, S. (2020). Change in soil ion content and soil water-holding capacity during electro-bioremediation of petroleum contaminated saline soil. *Journal of Hazardous Materials (Print)*, 387, 122003.  
<https://doi.org/10.1016/j.jhazmat.2019.122003>

134. Ali, M., Song, X., Ding, D., Wang, Q., Zhang, Z., & Tang, Z. (2022). Bioremediation of PAHs and heavy metals co-contaminated soils: Challenges and enhancement strategies. *Environmental Pollution*, 295, 118686. <https://doi.org/10.1016/j.envpol.2021.118686>

135. Gandhi, M., Moghal, A.A.B., Rasheed, R.M. *et al.* State-of-the-art review on geoenvironmental benign applicability of biopiles. *Innov. Infrastruct. Solut.* **7**, 166 (2022).  
<https://doi.org/10.1007/s41062-022-00774-3>

136. Intisar, A., Ramzan, A., Hafeez, S., Hussain, N., Irfan, M., Shakeel, N., Gill, K. A., Iqbal, A., Janczarek, M., & Jesionowski, T. (2023b). Adsorptive and photocatalytic degradation potential of porous polymeric materials for removal of pesticides, pharmaceuticals, and dyes-based emerging contaminants from water. *Chemosphere*, 336, 139203. <https://doi.org/10.1016/j.chemosphere.2023.139203>

137. Duodu, M. G., Singh, B., & Christina, E. (2022). Waste management through bioremediation technology: An eco-friendly and sustainable solution. In *Elsevier eBooks* (pp. 205–234). <https://doi.org/10.1016/b978-0-323-89937-6.00007-3>

UNDER PEER REVIEW