

Original Research Article

Implications of various tillage, residue, and nitrogen management practices on crop yield and soil biology of an Inceptisol under maize-wheat cropping system

ABSTRACT

Aims: The investigation intended to evaluate the impact of tillage, residue, and nitrogen management on crop growth and soil biological properties under a maize-wheat cropping system in an inceptisol.

Study design: Split-split plot design

Place and Duration of Study: ICAR-IARI research farm, New Delhi, since 2014

Comment [A1]: It appears that you have improperly spaced some punctuation. Consider adding a space

Methodology: Field experiments were conducted to assess the effect of various tillage, residues, and nitrogen management practices on crop yield and soil health. Soil samples were collected at various stages of both crops at 0-5, 5-15, and 15-30 cm soil depth. Soil properties, namely soil organic carbon, dehydrogenase, acid, and alkaline phosphatase, soil microbial biomass carbon, soil microbial biomass phosphorus, and glomalin content by using standard procedures.

Results: It was observed that the soil organic carbon, enzyme activities, microbial biomass carbon and phosphorus, and glomalin content were significantly higher under no-tillage and residue treatment at 0-5 and 5-15 cm soil depth. Dehydrogenase activity and MBC were significantly higher by application of 100 and 150% RDN, respectively, at 0-5 and 5-15 cm soil depth. The effect of nitrogen treatment on biomass yield was significant and found to be higher at 150% RDN. The biomass yield of maize was 15.3% and 44.5%, and wheat was 7.8% and 20.4%, significantly increased by applying 150% RDN over the 100% and 50% RDN respectively.

Comment [A2]: It appears that you have improperly spaced some punctuation. Consider adding a space.

Conclusion: This study suggests that farmers can successfully adopt NT with 5 t ha⁻¹ crop residue mulch with 150% RDN to attain better soil health and higher biomass yield under the maize-wheat cropping system.

Keywords: Conventional tillage, no-tillage, crop residue, enzyme activity, glomalin content, soil health

1. INTRODUCTION

The major problem of the present day is to meet the need for food for the fast-growing global population in a sustainable manner. Hence, the agriculture system should be not only high-yielding but also sustainable. However, faulty agriculture practices, like excessive tillage and ridiculous use of agrochemicals, diminish the physical, chemical, and biological properties of soil [1, 2]. Intensive soil cultivation alters the soil structure, aggregate stability, and porosity, reduces soil organic matter, and disturbs soil microbial activity [3]. Due to the widespread deterioration of resources, the idea of conservation agriculture (CA) has gradually emerged as an option to ensure soil health and agriculture sustainability. It revolves around three fundamental principles: minimizing soil disturbance, permanent soil cover, and crop diversification. The CA emphasizes promoting sustainable and environmentally friendly farming practices while ensuring food security for future generations [4,5].

Soil biotic properties are affected by tillage and nitrogen (N) fertilization, but it is unclear how the combination of tillage, N fertilization and residue retention impacts soil biotic properties. Microbial biomass and enzyme activity are two biologically active SOC components regarded as key markers for assessing short-term changes in soil quality brought through different soil and crop management practices [6,7]. These are involved in various soil processes, such as organic matter decomposition, nutrient transformation, and pollutant degradation, which are critical for nutrient availability, carbon cycling, and maintaining a sustainable environment. Therefore, studying soil enzyme activity provides vital information for sustainably understanding and managing soil ecosystems. According to several investigations, CA significantly changes the SOC, MBC, enzyme activity, and glomalin content, which improves soil health [8,9]. However, the literature has limited evidence on the impact of different tillage and residue management practices under the maize-wheat cropping system. It is hypothesized that no-tillage and crop residue management practices might improve soil physical, chemical, and biological properties over conventional tillage in maize-wheat cropping systems. Therefore, the long-term effects of CA on soil health must be thoroughly studied. Thus, the objective of the present study was to evaluate the impact of different tillage and residue management practices on soil health under a maize-wheat cropping system.

Comment [A3]: Plagiarism

2. METHODOLOGY

A field experiment was established on the maize-wheat cropping system (since 2014) at the farm of ICAR-IARI research farm, New Delhi (28°35 N latitude, 77°12 E longitude, and 228.16 m AMSL). The climatic condition is sub-tropical and semi-arid, with 652 mm annual rainfall. The field experiment was laid out using a split-split plot design, with two main plot tillage combinations (CT and NT), two levels of residue mulch [residue @ 5 Mg ha⁻¹ (M+) and no residue (M0)] as the subplot, and three levels of nitrogen [50 (N1), 100 (N2), and 150% (N3) of the recommended nitrogen dose] as the sub-sub plot. Recommended doses of wheat and maize were considered: 120 kg N, 60 kg P₂O₅ and 60 kg K₂O. Three replications of the treatments were done. Single super phosphate (SSP) and muriate of potash (MOP) fertilizers were administered uniformly to all treatments at sowing time for both the crops. The sub-sub plot measured 4.5 × 5 meters square. The soil was sandy loam in texture with an initial soil pH was 7.8, KMnO₄-oxidizable N 152 kg ha⁻¹, 0.5 M NaHCO₃-extractable P 12.8 Kg ha⁻¹ and neutral 1 N NH₄OAc-extractable K 283 kg ha⁻¹. Soil samples were collected randomly at the flowering stage of both maize and wheat crops at 0-5, 5-15, and 15-30 cm soil depth with the help of a soil core sampler from each plot. Half of the soil sample was kept in a refrigerator for analysis of soil biological properties, and half of the soil sample was dried in the shade, processed, and passed through a 2-mm sieve for analysis of chemical properties. Soil properties were analyzed for SOC [10], dehydrogenase [11], acid and alkaline phosphatase [12], soil microbial biomass carbon [13], soil microbial biomass phosphorus [14], glomalin assay [15] and biomass yield was recorded by using standard procedures. Data were recorded by using the analysis of variance (ANOVA) technique, performed to determine the significant differences (P <0.05) among different treatments. The analysis of variance (ANOVA) approach was used to statistically examine all of the data using the split-split plot design Using SAS (Statistical Analysis System) software [16]. F-test was employed to determine the significance of the treatment effects, and the significant difference between the means was calculated by Least significant difference (LSD) values (p≤0.05)

3. RESULTS AND DISCUSSION

3.1. Biomass yield

In the present study, the biomass yield of maize and wheat crops was numerically increased under NT and mulch conditions. However, it was not significantly influenced, and this may be due to the favourable environment yet not achieved by the soil under NT and mulch conditions because the experiment was only five years old. Similar findings have been reported by [17,18]. Furthermore, under nitrogen management practices, the biomass yield of maize and wheat crops significantly increases with increasing the RDN. The biomass yield of maize was 15.3% and 44.5%, and wheat was 7.8% and 20.4% significantly increased by applying 150% RDN over the 100% and 50% RDN, respectively (table 1). The biomass yield increase with increases in the level of nitrogen has been reported by [19,20].

Table 1. Biomass yield of wheat and maize crop as influenced by different tillage, residue and nitrogen management practices under maize-wheat cropping system

Treatment	Biomass yield (t ha ⁻¹)	
	Maize	Wheat

Effect of tillage		
CT	15.2	14.2
NT	16.2	14.3
LSD (P=0.05)	NS	NS
Effect of residue		
R0	14.7	14.1
R+	16.6	14.4
LSD (P=0.05)	NS	NS
Effect of Nitrogen		
N50%	12.7	12.9
N100%	15.1	14.4
N150%	18.4	15.5
LSD (P≤0.05)	3.2	2.4

3.2. Soil organic carbon

Different tillage and residue management practices significantly influenced the soil organic carbon (SOC) at 0-5 and 5-15 cm soil layer but not at 15-30 cm soil layer, while under nitrogen treatment, SOC was non-significant irrespective of soil depth of both maize and wheat crop. However, among tillage treatment the SOC was found higher under NT than the CT across the soil depth. The SOC in the surface layer (0-5 cm) was higher at 9.7% and 21.7% of maize and wheat crops, respectively, under NT over CT. Furthermore, the SOC in the soil surface layer, 11% and 5.4% of maize and wheat crops, respectively, were found to be higher under the mulch condition than the no mulch condition. Thus, both tillage and crop residue management significantly influenced SOC in the surface layer of soil (Table 1). This may be due to the regular retention of previous crop residue [21] and less incorporation of crop residue in the soil by NT. This leads to an uneven distribution of soil organic matter and a decrease in the rate of organic matter decomposition and carbon mineralization across the soil profile. Therefore, more SOC was found at the upper layer of soil (0-5 cm) [22]. The SOC was found to be higher but not significant in the surface layer of soil by application of 150% over the 50% and 100% application of the recommended dose of nitrogen (RDN). This may be due to the sufficiency of nutrients provided by nitrogen fertilizer, which increases the shoot and root biomass and, hence, SOC [3].

3.3. Biological activities

The dehydrogenase (DHA), acid phosphatase (ACP), and alkaline phosphatase (ALP) activity was significantly influenced by different tillage, residue, and nitrogen management practices at 0-5 and 5-15 cm of soil depth but not at the 15-30 cm of soil depth of both maize and wheat crops. However, the enzyme activity was found to be higher under NT over CT across the soil depth. The DHA, ACP, and ALP activity in the soil surface layer of 12.6%, 16.5%, and 22.3% of maize crop and 13.3%, 18.3%, and 25.2% of wheat crop were found higher under NT over CT (Fig 1, 2, 3). This may be due to minimal soil disturbance, better soil aeration, and more soil organic carbon content, which provide a favourable environment for soil microbes and enzymes [23,24]. Furthermore, The DHA, ACP, and ALP activity in the soil surface layer of 13.2%, 17.6%, and 13.4% of maize and 12.7%, 19.8%, and 24.2% of wheat crop were found higher under mulch condition than no mulch condition (Fig 1, 2, 3). This may be due to increasing organic matter content and nutrient availability by incorporating crop residue on the soil surface. Therefore, this stimulates microbial activity and subsequently enhances soil enzyme production [25]. Enzyme activity is also affected due to the development of plant growth and modification of soil climatic conditions (temperature and moisture) by applying crop residue [26]. Thus, the SOC represents a source of soil enzymes [27]. The trends of changing enzyme activity in the surface layer were found to be

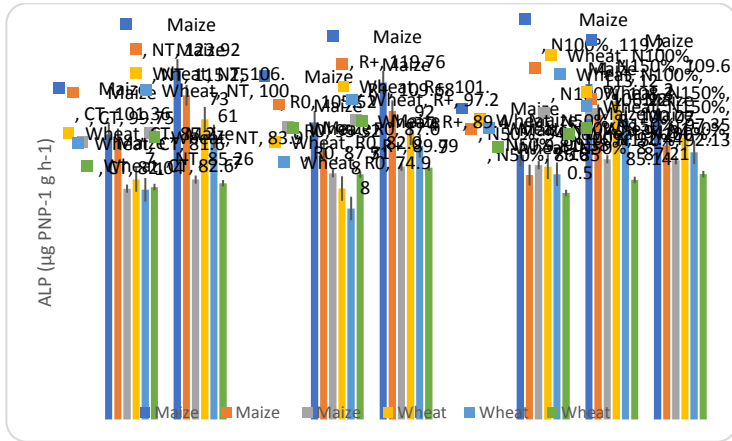


Fig. 3. Effect of different tillage, residue and nitrogen management practices on alkaline phosphatase activity under maize-wheat cropping system

Note: ALP- Alkaline phosphatase activity; Error bars indicate the LSD value ($p < 0.05$). For treatment description, refer to Table 1.

3.4. Microbial biomass

The present study, under microbial biomass, investigates microbial biomass carbon (MBC) and microbial biomass phosphorus (MBP). Different tillage and residue treatments significantly influenced MBC and MBP. However, under nitrogen management practices, only MBC was found significant at 0-5 and 5-15 cm of soil depth of both maize and wheat crops. However, among tillage treatment MBC and MBP were found higher under NT than the CT across the soil depth. This may be due to more SOC, greater availability of food to sustain the microbial biomass and better soil aeration by retaining crop residue and decomposition of crop roots. Dixit *et al.*[24] have reported the same finding for MBC under different tillage and residue management practices.

Choi *et al.*[28] and Kihara *et al.*[29] reported that MBP was higher under NT than CT under different tillage and cropping systems. Furthermore, among residue treatment, MBC and MBP were found to be higher under mulch conditions than the no mulch conditions across the soil depth. Bolo *et al.*[30] also reported similar findings. Under nitrogen management practices, the trends of MBC and MBP in the surface layer were found to be 150% > 100% > 50% RDN application of both maize and wheat crop (Fig 4, 5). However, the MBC was improved with a 150% dose of nitrogen application, and this may be due to greater biomass recorded in the 150% RDN fertilized plot than in the 50% and 100% RDN. Other authors have also reported similar results in conservation agriculture [31]. Under nitrogen management practices, the MBP was not influenced significantly across the soil profile by the application of different doses of nitrogen for both maize and wheat crops.

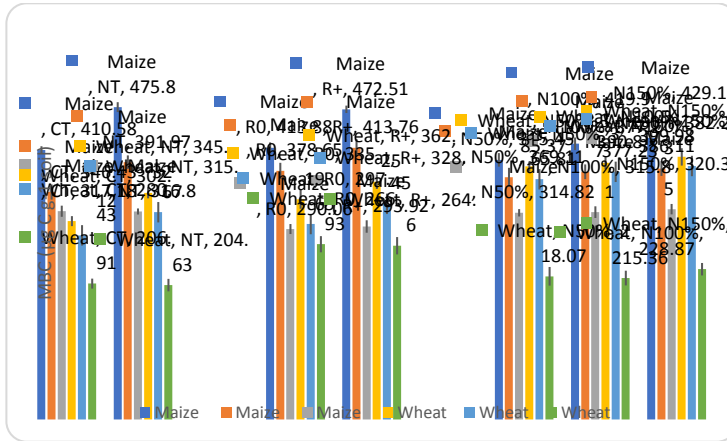


Fig. 4. Effect of different tillage, residue and nitrogen management practices on soil microbial biomass carbon (MBC) under maize-wheat cropping system

Note: MBC- Microbial biomass carbon; Error bars indicate the LSD value ($p < 0.05$). For treatment description, refer to Table 1.

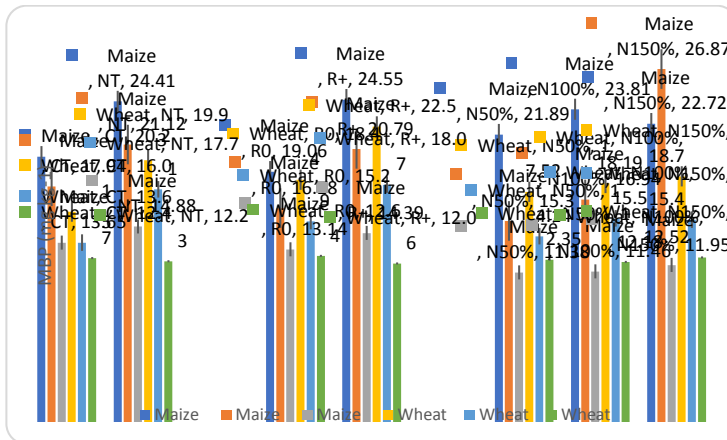


Fig. 5. Effect of different tillage, residue and nitrogen management practices on soil microbial biomass phosphorus (MBP) under maize-wheat cropping system

Note: MBP- Microbial biomass phosphorus; Error bars indicate the LSD value ($p < 0.05$). For treatment description, refer to Table 1.

3.5. Glomalin content

Total glomalin (TG) extractable was significantly influenced by tillage and residue management practices at 0-5 and 5-15 cm soil depth but not at the 15-30 cm soil depth of both maize and wheat crops. However, among the tillage treatment, the TG was found to be higher under NT over the CT across the soil depth. This may be due to minimizing mechanical disturbance of the soil. When soil is left undisturbed, arbuscular mycorrhizal fungi (AMF) can thrive and produce more glomalin. The no-tillage system allows the fungal hyphae to grow and proliferate, leading to increased glomalin production in the soil [32]. Under CT, the macroaggregates into microaggregates, leading to decomposition and loss of glomalin [33].

Bhattacharya *et al.*[34] have also reported that glomalin protein was significantly higher under conservation agriculture over the CT. Furthermore, among the residue treatment the TG was found higher under the mulch condition than the no mulch condition across the soil depth (Fig 6). This may be due to crop residue increasing AMF diversity and enhancing functioning [35]. Soil glomalin was higher under the residue retention plot than no residue [36]. Under nitrogen management practices, the TG numerically increases with increasing the dose of nitrogen application across the soil depth but has no significant influence under both maize and wheat crops.

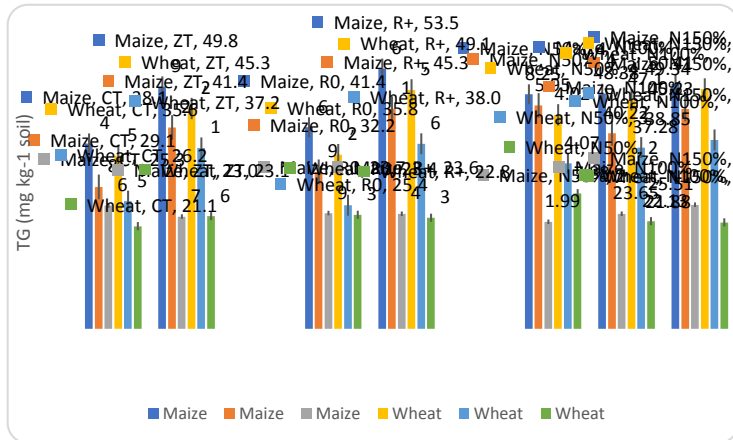


Fig. 6. Effect of different tillage, residue and nitrogen management practices on total glomalin content under maize-wheat cropping system

Note: TG- Total glomalin content; Error bars indicate the LSD value ($p < 0.05$). For treatment description, refer to Table 1.

4. CONCLUSION

The present study revealed that the biomass yield of maize and wheat crops was statically not significant under tillage and residue management but increased significantly with increased nitrogen application dose. Thus, the biomass yield of both crops was higher by applying 150% RDN. Furthermore, adaptation of NT with residue incorporation improves soil organic carbon, enzyme activity (dehydrogenase, acid, and alkaline phosphates), MBC, MBP, and glomalin content at 0-5 and 15-15 cm soil depth. Under nitrogen management practices, the enzymatic activity and MBC were improved by 100% and 150% application of RDN, respectively. The increase of enzymatic activity, MBC, and MBP could improve the microbial activity and nutrient mobility of the soil. Therefore, our study suggested that no-tillage with 5 t ha⁻¹ crop residue retention and proper nitrogen management improved the overall soil health, which is suitable for the maize-wheat cropping system.

CONSENT (WHEREEVER APPLICABLE)

Not Applicable

REFERENCES

1. Bu R, Rena T, Leia M, Bo L, Lia X, Conga R, et al. Tillage and straw-returning practices effect on soil dissolved organic matter, aggregate fraction and bacteria community under a rice-rice-rapeseed rotation system. *Agric Ecosyst Environ.*2020;287:106681.

2. Ramalingappa PL, Shrivastava M, Dhar S, Bandyopadhyay K, Prasad S, Langyan S, et al. Reducing options of ammonia volatilization and improving nitrogen use efficiency via organic and inorganic amendments in wheat (*Triticum aestivum* L.). PeerJ. 2023 Mar 6; 11:e14965.
3. Choudhary RL, Behera UK. Effect of conservation agricultural and nitrogen management practices on productivity, profitability, nutrient-uptake and response functions of N-fertilization in wheat. Int J Curr Microbiol Appl Sci.2020; 9(4): 2131-2143.
4. Page KL, Dang YP, Dalal RC. The Ability of Conservation Agriculture to Conserve Soil Organic Carbon and the Subsequent Impact on Soil Physical, Chemical, and Biological Properties and Yield. Front sustain food syst.2020; 4(31): 1-17.
5. Bhaskar KA, Al-Hashimi A, Meena M, Meena VS, Langyan S, Shrivastava M, et al. Conservation agricultural practices for minimizing ammonia volatilization and maximizing wheat productivity. Environ Sci Pollut Res. 2022; Feb 1:1-3.
6. Cui J, Song D, Dai X, Xu X, He P, Wang X, et al. Effects of long-term cropping regimes on SOC stability, soil microbial community and enzyme activities in the Mollisol region of Northeast China. Appl Soil Ecol. 2021; 164:103941.
7. Darjee S, Shrivastava M, Langyan S, Singh G, Pandey R, Sharma A, et al. Integrated nutrient management reduced the nutrient losses and increased crop yield in irrigated wheat. Arch Agron Soil Sci. 2023; Jul 3;69(8):1298-309.
8. Zhu R, Zheng Z, Li T, He S, Zhang X, Wang Y, et al. Effect of tea plantation age on the distribution of glomalin-related soil protein in soil water-stable aggregates in southwestern China. Environ Sci Pollut Res.2019; 26(2): 1973–1982.
9. Singh R, Babu S, Avasthe RK, Meena RS, Yadav GS, Das A, et al. Conservation tillage and organic nutrients management improve soil properties, productivity, and economics of a maize-vegetable pea system in the Eastern Himalayas. Land Degrad Dev2021; 32(16): 4637-4654.
10. Walkley A, Black IA. An examination of the Degtjareff method for determining soil organic matter, and a proposed modification of the chromic acid titration method. Soil Sci.1934; 37(1): 29–38.
11. Klein DA, Loh TC, Goulding RL. A rapid procedure to evaluate the dehydrogenase activity of soils low in organic matter. Soil Biol Biochem.1971; 3(4): 385-387.
12. Tabatabai MA, Bremner JM. Use of p-nitrophenyl phosphate for assay of soil phosphatase activity. Soil Biol Biochem.1969;1(4): 301-307.
13. Vance ED, Brookes PC, Jenkinson DS. An extraction method for measuring soil microbial biomass carbon. Soil Biol Biochem.1987;19(6): 703–707.
14. Brookes PC, Powlson DS, Jenkinson DS. Measurement of microbial biomass phosphorus in soil. Soil Biol Biochem.1982;14(4): 319-329.
15. Wright SF, Upadhyaya A. A survey of soils for aggregate stability and glomalin, a glycoprotein produced by hyphae of arbuscular mycorrhizal fungi. Plant Soil. 1998; 198:97-107.
16. Gomez KA, Gomez AA. Statistical procedures for agricultural research. John wiley & sons; 1984; Feb 17.
17. Rani A, Bandyopadhyay KK, Krishnan P, Sarangi A, Datta S. Effect of tillage, residue and nitrogen management on soil physical properties, soil temperature dynamics and yield of wheat in an Inceptisol. J Agri Phys.2017;17(1): 31-44.
18. Adak S, Bandyopadhyay KK, Sahoo R, Purakayastha T, Shrivastava M, Mridha N. Soil Physical Characteristics, Productivity, and Input Use Efficiency of Wheat (*Triticum aestivum*) as Affected by Different Tillage, Residue Mulch and Nitrogen Management in Maize-Wheat Cropping System. J Agri Phys.2019; 19(2): 239-250.
19. Bandyopadhyay P K, Singh K C, Mondal K, Nath R, Kumar N, Singh SS. Effect of balanced fertilization in puddled rice on the productivity of lentil in rice-fallow system under zero tillage. Bangladesh agron j.2016; 19(1): 67-79.

20. Habbib H, Hirel B, Verzeaux J, Roger D, Lacoux J, Lea P, Dubois F, Tétu, T. Investigating the combined effect of tillage, nitrogen fertilization and cover crops on nitrogen use efficiency in winter wheat. *Agron.*2017;7(4): 66.
21. Jat HS, Datta A, Sharma PC, Kumar V, Yadav AK, Choudhary M, et al. Assessing soil properties and nutrient availability under conservation agriculture practices in a reclaimed sodic soil in cereal-based systems of North-West India. *Arch Agron Soil Sci.* 2018.64(4): 531-545.
22. Ronanki, S. and Behera, U.K. Effect of conservation agricultural practices and nitrogen management on soil properties. *Indian J Agric Sci.*2019; 89(7): 1185-1190.
23. Parihar CM, Jat SL, Singh AK, Kumar B, Pradhan S, Pooniya V, et al. Conservation agriculture in irrigated intensive maize-based systems of north-western India: effects on crop yields, water productivity and economic profitability. *Field Crops Res.*2016;193: 104–116.
24. Dixit AK, Agrawal RK, Das SK, Sahay CS, Choudhary M, Rai AK, et al. Soil properties, crop productivity and energetics under different tillage practices in fodder sorghum + cowpea–wheat cropping system. *Arch Agron Soil Sci.*2018; 65(4): 492-506.
25. Caravaca F, Roldan A. Assessing changes in physical and biological properties in a soil contaminated by soil sludge under semi-arid Mediterranean conditions. *Geoderma.*2003;117:53-61.
26. Jin K, Sleutel S, Buchan D, Neve SD, Cai DX, Gabriels D, et al. Changes of soil enzyme activities under different tillage practices in the Chinese Loess Plateau. *Soil Tillage Res.*2009;104(1): 115–120.
27. Dutta M, Sardar D, Pal R, Kole RK. Effect of chlorpyrifos on microbial biomass and activities in tropical clay loam soil. *Environ. Monit. Assess.*2010; 160:385–391.
28. Choi S, Song H, Tripathi BM, Kerfahi D, Kim H, Adams JM. Effect of experimental soil disturbance and recovery on structure and function of soil community: a metagenomic and metagenetic approach. *Sci Rep.*2017;7 (1): 2260.
29. Kihara JM, Bolo P, Ayaga G, Mukalama J, Margenot AJ, Sommer R. Agronomic management controls microbial populations in soils of western Kenya. Working Paper. CIAT Publication No. 474. International Center for Tropical Agriculture (CIAT). Nairobi, Kenya. 2018; 24 p.
30. Bolo P, Kihara J, Mucheru-Muna M, Njeru EM, Kinyua M, Sommer R. Application of residue, inorganic fertilizer and lime affect phosphorus solubilizing microorganisms and microbial biomass under different tillage and cropping systems in a Ferralsol. *Geoderma.* 2021; 390:114962.
31. Álvaro-Fuentes J, Morell, F J, Madejón E, Lampurlanés J, Arrúe J L, Cantero-Martínez C. Soil biochemical properties in a semiarid Mediterranean agroecosystem as affected by long-term tillage and N fertilization. *Soil Tillage Res.*2013; 129: 69-74.
32. Castillo MA, Felis N, Aragon P, Cuesta G, Sabater C. Biodegradation of the herbicide diuron by streptomycetes isolated from soil. *Int Biodeterior Biodegradation.* 2006;58:196-202.
33. Wright SF, Green VS, Cavigelli MA. Glomalin in aggregate size classes from three different farming systems. *Soil Tillage Res.*2007; 94(2): 546-549.
34. Bhattacharya P, Maity P P, Mowrer J, Maity A, Ray M, Das S, Chakrabarti B, Tridiv Ghosh T, Krishnan P. Assessment of soil health parameters and application of the sustainability index to fields under conservation agriculture for 3, 6, and 9 years in India. *Heliyon.*2020; 6(12).
35. Jansa J, Mozafar A, Kuhn G, Anken T, Ruh R, Sanders IR, Frossard EJEA. Soil tillage affects the community structure of mycorrhizal fungi in maize roots. *Ecol Appl.*2003;13(4): 1164-1176.
36. Singh AK, Rai A, Pandey V, Singh N. Contribution of glomalin to dissolve organic carbon under different land uses and seasonality in dry tropics. *J Environ Manage.* 2017; 192: 142-149.

ABBREVIATIONS

CT--- CONVENTIONAL TILLAGE

NT---NO TILLAGE

R+--- WITH RESIDUES

R0--- NO RESIDUES

LSD---LEAST SIGNIFICANT DIFFERENCE

SOC-SOIL ORGANIC CARBAN

MBC-- MICROBIAL BIOMASS CARBON

MBP---MICROBIAL BIOMASS PHOSPHORUS

DHA--DEHYDROGENASE

ACP---ACID PHOSPHATASE

ALKALINE PHOSPHATASE---ALP