

## Review Article

# **Botanical Pharmacies: The Blooming Frontier of Biopharming in Horticulture**

### Abstract

The emergence of botanical pharmacies marks a revolutionary stride at the crossroads of biotechnology and horticulture. Termed as the "Blooming Frontier of Biopharming in Horticulture," this field exploits the inherent potential of plants to act as living factories for ~~the synthesis of~~ synthesizing pharmaceutical compounds. Through genetic engineering, specific genes are introduced into plants to trigger the production of valuable medicinal substances, presenting a sustainable and cost-effective alternative to conventional pharmaceutical manufacturing. This innovative approach not only offers a renewable and scalable platform for drug manufacturing but also holds promise for addressing challenges related to the cost and sustainability of pharmaceutical production. While the potential benefits are significant, the field faces challenges ~~in terms of~~ regarding regulatory frameworks, public acceptance, and ecological considerations. Striking a balance between innovation and ethical responsibility is vital as botanical pharmacies pave the way for a transformative shift in the pharmaceutical landscape.

Keywords: innovative, transformative, medicinal, and controlled

**Comment [EU1]:** This is not a summary of the work. Pls rewrite

### Introduction

Both pharmacy and medicine are activities that have been practiced by humans for a very long time. These activities have been tightly connected to the socio-economic, cultural, and religious possibilities that occurred within the communities in which they were formed. Using information about pharmaceuticals and ~~the effects they have~~ their effects, a pharmacy is a knowledge system that delivers healthcare services to patients[1]. Having its origins in the very beginning of human civilization, it is an area of human activity and knowledge that has been around for a very long time.

Beginning with the drafting of recipe books, which served as the forerunners of the ~~pharmacopoeia~~ pharmacopeia that is used today, the development of pharmacy in Bosnia and Herzegovina started[86]. Herbaria ~~were was~~ established as a result of the need to categorize therapeutic herbs and make them accessible to common people. This made the information and descriptions of plants accessible to a wider audience, not only the nobles. Padua was the location where the first Department of Pharmacognosy was established in the year 1545[2].

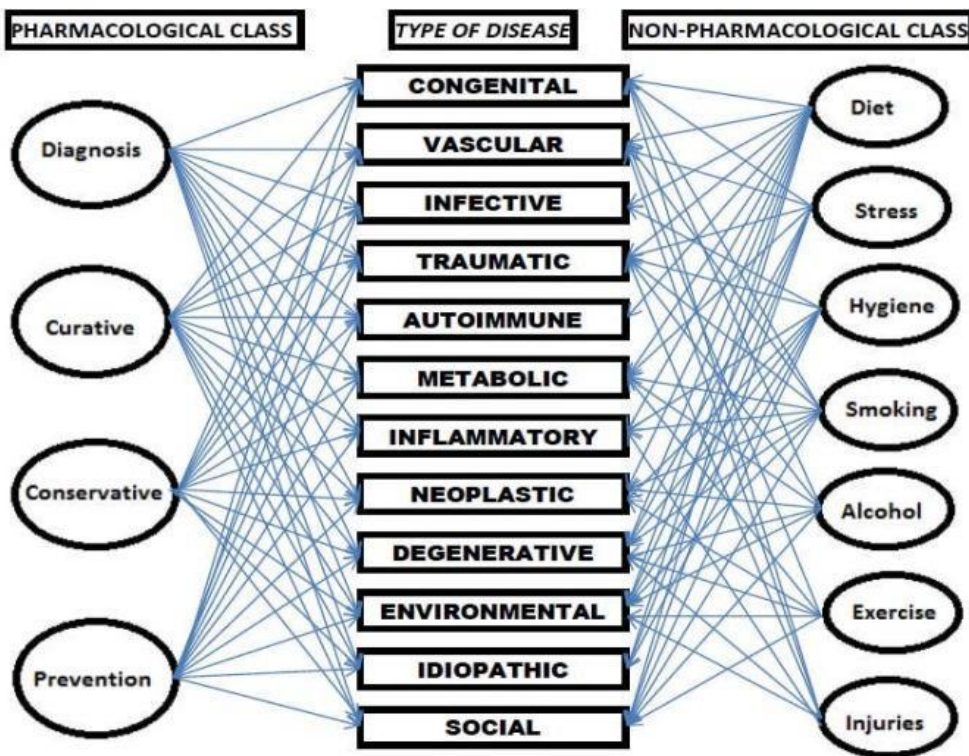


Fig 1. Types of diseases

There was no regulated medical treatment in the past, and the majority of medical specialties had their ~~own~~ experts. These specialists were mostly based on superstition. However, over the 400 years that the Ottoman Empire was in existence, some occupations were found to be more ~~skillful~~ skillful than others[87]. These occupations included Djerrahs, Hapars, and Attars, who were responsible for the production of medicines using oils and herbs. ~~Despite the fact that~~ Although the official literature was published in Turkish and Arabic languages, medical books known as "Ljekaruše" included a significant amount of both traditional medicine and Sina's medicine that had been perfected. However, these publications were only accessible to the most influential members of society[3].

They were responsible for the development of folk and traditional medicine, and they were drug experts who practiced in Bosnia and Herzegovina throughout the 16th century. In 1492, they arrived at the same time as ~~sefard~~ regard Jews from Spain, who possessed expertise derived from Arabian medicine. Their arrival coincided with their introduction[88]. Together, they formed unions, although Jews continued to labour separately. The majority of them were located in larger cities, and they augmented their knowledge of attaric from official literature[4].

~~There were certain individuals who went~~ Certain individuals went a great distance from Bosnia ~~in order to~~ to get an education from renowned colleges and then returned to Bosnia ~~in order to~~ to cure the community[89]. ~~In order to~~ To play a significant part in the prevention of epidemics, they were required to take an oath that they would not engage in the practice of performing abortions using artificial means. The first formal pharmacy opened its doors in

1852, although it was later shut down not long after[90]. The oldest reports of a pharmacy date back to the 16th century. The occupation of Austria-Hungary resulted in the opening of new pharmacies. Attar shops, traveling doctor's pharmacies, and public pharmacies that were run by trained physicians and pharmacists from Europe and Istanbul were the three varieties of pharmacies that existed throughout the 17th century[5].

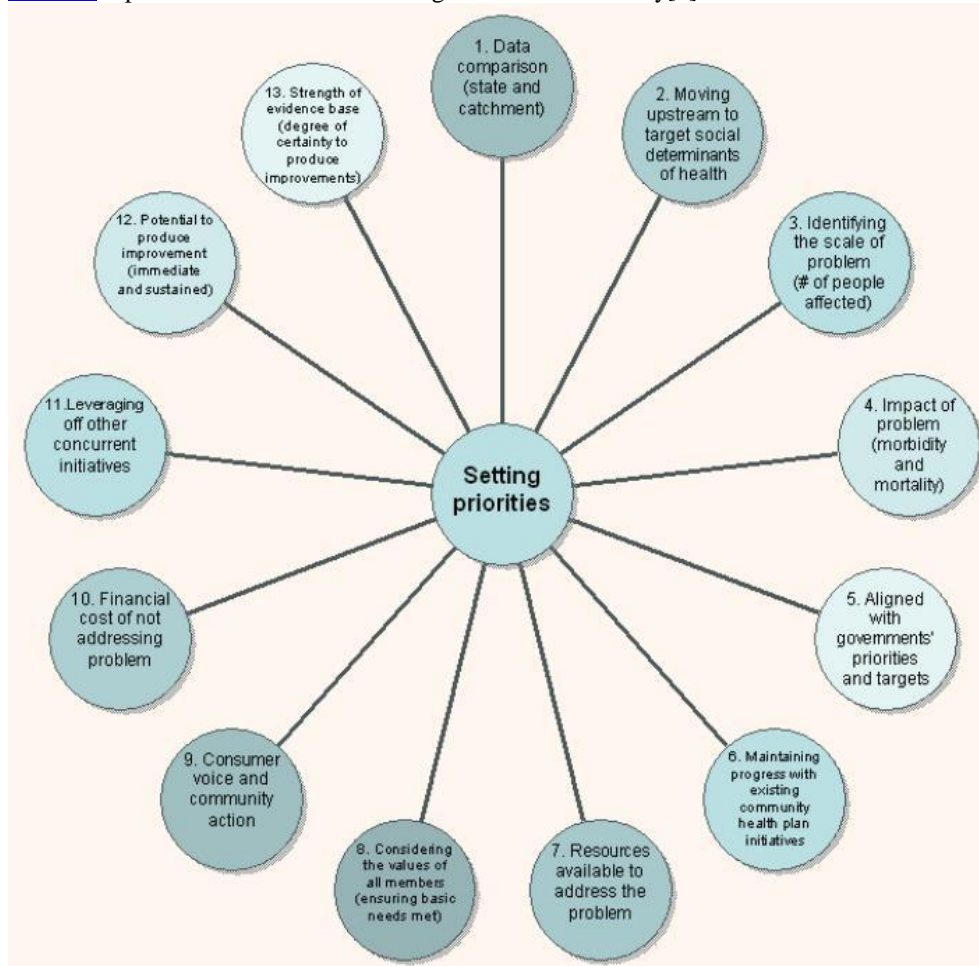


Fig 2. Setting priorities

The research, production, and marketing of food supplements, nutraceuticals, and functional foods are all activities that are enjoying fast growth within the food sector. Consumer views such as "Natural is good" and the rising expense of medications are driving the development of these goods, which provide extra health advantages in addition to their usual nutritional value[91]. Nutraceuticals, botanicals, and herbal treatments, on the other hand, are particularly significant in terms of their recognition as contemporary forms of natural substances.

The future of these goods may be adversely impacted by a number of issues, such as an imbalance between the promises made about them and the products themselves, rules that restrict their use and safety, and fast controls that verify their composition[6]. There is no discernible shift in customer choices, despite the presence of these unfavourable variables.

Numerous plant extracts are being explored for their potential use as innovative nutraceuticals and functional foods. These extracts are being studied for their functional qualities[7].

The safety of the composition that is acquired by analytical methods is the most important part of the validation process for these items. Both the significance and the originality of functional food lay in the rediscovery of the safe use of plants [for the purpose of preserving to preserve](#) human health in unique forms that are suitable to the current era[8]. The 'other substances' market is entering the maturation period, and there are three important arguments that need to be addressed: (a) security in composition, production, and sale, avoiding easy conversions or convenient approaches; (b) definition of metabolic aspects, including scientific validation; and (c) regulatory aspects, such as claims definition and relative influences respectively.

It is necessary to take into consideration the role that the European Food and Safety Authority (EFSA) plays in the market of the European Union (EU), since unfavourable verdicts regarding claims of 'other substances' may have repercussions in the laws of each [individual](#) nation[9].

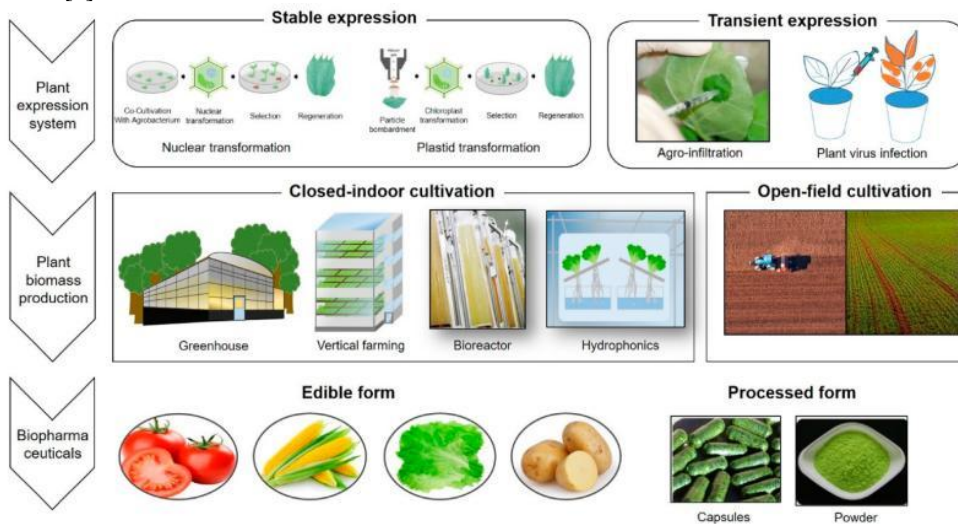


Fig 3. The 'other substances' market is entering the maturation period

### Historical perspective

By the year 3500 B.C., the ancient Egyptians began to link less magic with the treatment of sickness, and by the year 2700 B.C., the Chinese had begun employing herbs [in a more scientific manner more scientifically](#). On the walls of temples and in the Ebers papyrus, which was written about 1550 BC and includes over 700 different medical recipes, the Egyptians documented their knowledge of ailments and healing methods[10]. Hippocrates, who is considered to be the "Father of Medicine," established a method of diagnosis and prediction that used plants. He further categorized herbs according to their fundamental features, which included hot and cold, wet and dry combinations. Aristotle, the philosopher, was also responsible for compiling a list of medical plants. He did this during a conversation with his most devoted pupil, Theophrastus, in which they discussed herbs as medicines, the types and portions of plants that were utilized, gathering techniques, and the effects on both dogs and people[11].

Dioscorides, who published De Materia Medica about the year 60 AD, provided the most important addition to the descriptions of medicinal plants. This book, which was composed of

five volumes and included around 500 plants and nearly 1000 simple medications, was written by Dioscorides. India is the origin of the first Ayurvedic literature on medicine, which ~~date-dates~~ back to around 2,500 BC[12]. Herbal remedies and dietary adjustments are used in Ayurvedic medicine to bring about a state of homeostasis, which is the basis for the Ayurvedic theory of sickness. Abdullah Ben Ahmad Al Bitar, an Arabic botanist and pharmaceutical expert, was born in 1021 and died in 1080 AD. He is known for writing the Explanation of Dioscorides Book on Herbs and, subsequently, the Glossary of Drugs and Food Vocabulary, which included the names of 1,400 different medications[13].

Galen, who was known as the "medical pope" of the Middle Ages, wrote extensively on the four "humors" of the body. These were the four fluids that were believed to permeate the body and impact its health. The medicinal products that Galen invented were formulated from plants that were gathered from all around the globe[14].

Monasteries were responsible for the majority of reading and writing throughout the Middle Ages, which led to the development of a particularly strong relationship between the fields of botany and medicine[92]. Herbals were made by monks ~~in accordance with~~ under the pattern of Greek botanical compilations, and monks laboriously copied and assembled manuscripts during the process of herbal preparation. Early herbalists often blended religious incantations with herbal medicines, with the belief that the patient would be healed with "God's help" if they were successful[15].

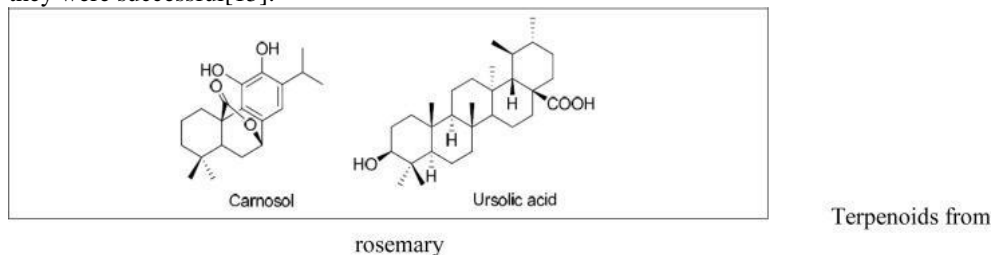


Fig 4. Chemical formulation

~~For the purpose of treating~~ To treat a patient who was suffering from acute dropsy as a result of heart failure in the year 1775, Dr. William Withering conducted experiments with the herbs that were included in the recipe. The foxglove, also known as Digitalis purpurea, was the plant that he considered to be the most important, and in 1785, he published his account of the foxglove and some of its medicinal applications[16].

One of the first medications to be separated from a plant was morphine, which was discovered by Frederich Sertuner in Germany in the year 1803. He discovered a white crystal that was extracted from crude opium poppy extract. Aconitine was extracted from monkshood, emetine was extracted from ipecacuanha, atropine was extracted from deadly nightshade, and quinine was extracted from Peruvian bark. Other comparable procedures were soon used by scientists[17]. The first time that scientists were able to successfully synthesize salicin, which is an active component found in willow bark, was in the year 1852. By the year 1899, the pharmaceutical firm Bayer had transformed salicin into a more gentle form of ~~acetylsalicylic~~ acetylsalicylic acid and introduced ~~asprin~~ aspirin to the international market[18].

A complete forty percent of the medications that are sold behind the counter of a pharmacy in

the Western world are derived from plants that humans have used for generations. This includes the twenty prescription medications that are now the most popular sellers in the states of the United States. As a means of alleviating stomach and intestinal gas brought on by certain meals, mints have been used[19].

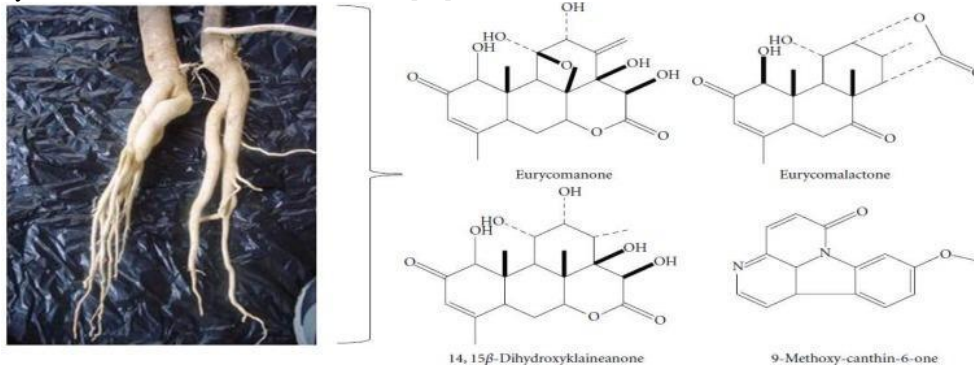


Fig 5.Synthesis of salicin

### Horticulture and health, interdisciplinary

From the beginning of human history, people have been deeply concerned with the connection between plants and health. Diet and the use of plants for medical purposes are both essential components of human health. A strong relationship between nutrition and medicinal plants was created by ancient civilizations such as Sumer, Babylonia, Greece, China, and India[20]. These civilizations believed that the eating of vegetables, fruits, and herbs was beneficial to one's health. Ancient Egyptian records such as the Ebers Papyrus and the Edwin Smith Papyrus include accounts of the use of plants as medicine. These writings date back to antiquity, which is when the first [medico-botanical/medicobotanical](#) treatises of the West were written[21]. There was a connection between Greek medicine, which was directed by Asklepios, the deity of medicine and healing, and healing temples that included medicinal plants. Root diggers were the ones who first gained knowledge of plants that had curative properties, which led to the development of the ancient Greek tradition of herbal medicine[93]. Drug traders, also known as pharacopuloi, are credited with the origin of the term "pharmacy." Additionally, the ancient botanical treatise Enquiry into Plants, which was authored by Theophrastus in the fifth century BCE, devoted Book IX to the use of plants for medical purposes.[22] There were over 400 different therapeutic plants that were listed by the Hippocratic school, which is generally regarded to be the Father of Medicine. A balance of humours, which were observable phenomena and theoretic entities, was the foundation of Hippocrates' theory that health was founded on a balance of humours. The observational experience that took place [in relation to/about](#) the observation of symptoms served as the foundation for the notion of humoralism. There were four temperaments or complexions that were related [with/to](#) the number four in Greek culture. These temperaments were the phlegmatic, sanguine, choleric, and melancholy temperaments. The Greeks attributed importance to the number four[23]. Galen posited six reasons that impact health, which are referred to as "non-naturals" in Latin translations. These causes are as follows: food and drink, ambient air, movement and rest, sleep and wakefulness, elimination and retention, and psychological states. Hippocrates' medical views were further expanded by Galen[94]. Byzantine and Arab doctors first accepted, improved on, and further refined these notions, which ultimately came to dominate the field of medicine until the 18th century. In the case of a sick patient, it was the responsibility of the physician to determine the factors that were responsible for the loss of

balance and to devise a therapy that included components that had qualities that were opposite to those of the defecting humor. This was done ~~in accordance with~~ under the compensatory concept *contraria contrariis*[24]. The ancient medical scholarship of Eastern medicine was far higher than that of Western medicine. Chinese medicine and Indian medicine, sometimes referred to as Ayurveda, which may be translated as "the science of life," are the two most prominent medical traditions. People who lived during the Hsia and Shang dynasties in ancient China employed prayer as a method of treatment for those who were ill. For every 180,000 individual oracle bones (chia-ku-wen), ~~there were 36 pieces that recorded~~ 36 pieces recorded the names of ailments. However, these bones merely included prayers for healing and did not specify any herbal remedies[25].

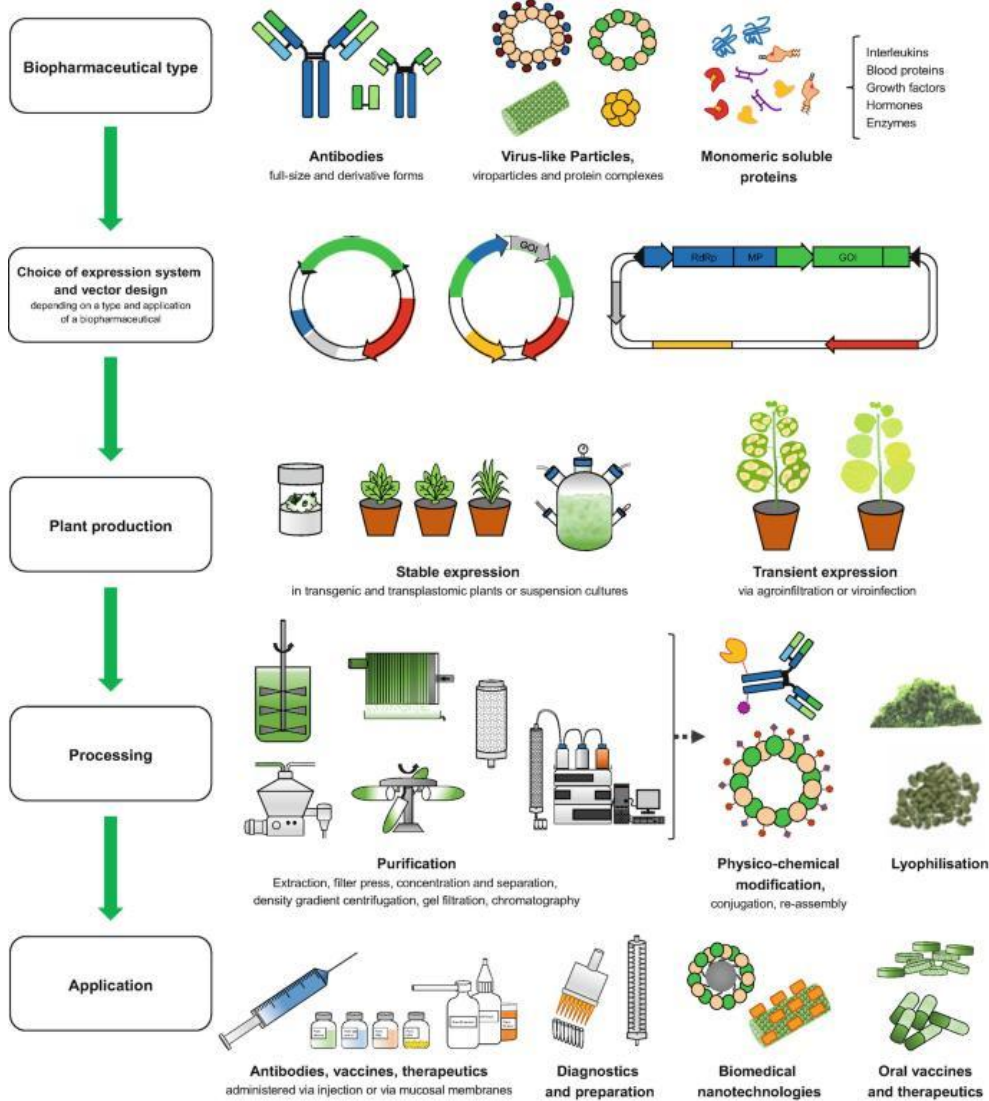


Fig 6. Horticulture and health, interdisciplinary

It was believed that the commencement of the healing arts in traditional Chinese teaching was related ~~with to~~ the mythical Huangdi, also known as the Yellow Emperor, who lived about 2698 BCE. The cultivation of silkworms, the construction of boats and carriages, as well as the development of writing, music, and medicine, are all areas in which his name is connected with technological advancements[25]. One of the most important texts in Chinese medicine is called the Huangdi neijing, which ~~literally~~ translates to "Yellow Emperor's Inner Classic."

There is little question that the Huangdi ~~neijing-Neijing~~ is the most significant classic in the history of Chinese medicine. It had a significant impact on the intellectual development of medical practitioners in the centuries that followed. The fact that humoralism was not a component of Chinese medicine is evidence that it emerged independently of both Greek and Indian influences upon its development[26].

The Sanskrit scriptures that form the foundation of the Indian medical system known as Ayurveda date back to between the years 200 and 200 CE. Furthermore, it sees health as the product of both external factors, such as lifestyle and nutrition, and interior effects, such as body humors. It establishes a connection between spirituality and the prevention and cure of illness. Disease is seen as a state of imbalance, and the use of herbs is a factor that helps to the restoration of equilibrium in the patient. It is possible that Ayurvedic medicine was influenced by ancient Greek medicine owing to the remarkable parallels between the two systems of healing[27].

Through the herbal tradition, which includes the Greek herbal Peri Ylis Iatrikis, the medicinal qualities of more than five hundred plants were enumerated. Many of these species were intended to be used in the cultivation of horticultural crops. The term "herbals" was used to describe to compendia that were founded on the Dioscoridean tradition and focused on plants, their qualities, and the virtues they had throughout the medieval and Renaissance periods[28]. The late 15th century marked the beginning of the great era of printed herbals, which were mostly written by writers from five different countries: Germany, Flemish, Italy, France, and England. Herbal works such as Das Buch zu Distillieren, Herbarum Vivae Eicones, Kreuter Buch, De Historia Stirpium, New Herbal, Commentarii, Cröydeboeck, and the Herball are among the most renowned herbal works[29].

Until the 18th century, when both medicine and botany began to take on a more scientific approach, they were virtually in sync with one another. Beginning at this point, botanical writings would ~~basically~~ disregard the practical applications of medicinal plants, and medical works would be devoid of any plant information[30]. Despite the doubtful effectiveness of many common herbs and the fact that many herbal suggestions are based on superstition and astrology, the use of plants for therapeutic purposes continues to be a popular alternative type of medicine that continues to be practiced even in the current day[31]. It is only very recently that contemporary science has led to the development of a modern system of horticulture and nutrition. Scurvy is a condition that is not known to be caused by a shortage of L-ascorbic acid (Vitamin C) in the diet. Its origins may be traced back to the ancient discovery that fresh plant food might be used to combat the terrible effects of scurvy[32]. The findings of scientific ~~study-studies~~ have revealed the existence of a variety of vitamins and chemicals that are needed by a variety of creatures, including humans, in very minute quantities. It has been shown that fruits and vegetables are excellent providers of a variety of vitamins. Antioxidants, carotenoids, flavonoids, glucosinolates, polyphenols,

polysaccharides, organic acids, and lipids are antioxidants that have been linked to the prevention of certain illnesses[33,95].



Fig 7. Analytical study process

#### **Natural chemicals synthesised from horticulture crops**

Since ancient times, people have relied on salicylic acid, a naturally occurring chemical that can be found in the bark of willows and birches as well as wintergreen, to alleviate pain. Semisynthetically, it is synthesized from natural salicylic acid, while phenylalanine is the most common source of its production[34]. Because of the presence of the acetyl group, the synthetic medication aspirin, which was produced by Bayer in the latter part of the 19th century, has antiplatelet effects that are long-lasting. When it comes to youngsters, however, it is essential to steer clear of consuming birch beer or syrup, and those who suffer from asthma or are using blood thinners should exercise care[35,96].

Gaultheria procumbens is a little evergreen shrub that has gorgeous blooms and fruit that may be eaten. Native Americans use it to treat minor aches and pains via the use of herbs. There are numerous different kinds of wintergreen that all have a scent that is similar to that of menthol. Snowdrops, which are also known as galantamine, were first used as a non-depolarizing muscle relaxant antagonist[36]. It was later discovered that snowdrops had the potential to be employed in the treatment of Alzheimer's disease. The manufacturing of galantamine for Alzheimer's disease on a commercial scale, on the other hand, has been generated by a synthetic technique since the 1990s[37].

Foxglove, which contains digitalis glycosides, is a natural source of cardiac glycosides that have been used in the treatment of heart failure and other illnesses in the past. The extinction of this species may be attributed to its toxicity as well as the deleterious effects of xanthopsia. [Due to the fact that](#)Because foxgloves are cardiotoxic and actively proliferate in damp forests,

it is important to exercise care while implementing any plant materials into the lives of youngsters, pregnant women, and animals[38].

Temporary pain relief may be achieved with the use of atropine, which is derived from the natural source of the antimuscarinic medicine atropine and its namesake. In the event of an emergency, such as ~~an~~-exposure to a nerve toxin, muscarinic mushroom, or pesticide, the creation of antidotes on the spot is not acceptable. ~~For the purpose of preventing~~To prevent inadvertent exposure, it is recommended that this plant be kept in a fenced-in area that is closed and kept away from food crops, animals, and things that are appealing to children and dogs. After touching the sap, it is important to use gloves and wash your hands well since it is a skin irritant[39].




Fig 8. Medicinal herbs

A homeopathic medicine known as capsaicin is administered to those who are experiencing musculoskeletal aches and pains ~~in order to~~ provide them with brief pain relief. Capsaicin used topically must ~~to~~ be followed by consultation with a qualified medical practitioner. Capsaicin ~~is able to~~can disrupt the functioning of substance P, which is a substance that is present everywhere and has several purposes[40]. The presence of salicylates and menthol in sweet peppers, which are indigenous to tropical parts of the Americas, makes them an

appealing component for design. However, ~~due to the fact that~~since peppers belong to the nightshade family, capsaicin should not be ingested or applied to the skin, nor should it be applied to any other part of the plant[41].

Although it is thought to be safe for a variety of skin ailments, the effectiveness of aloe vera, which is a company that has been around for two millennia and is worth thirteen billion dollars, is not entirely certain. In the year 2024, the Food and Drug Administration mandates that all stimulant laxatives be withdrawn ~~off from~~the market. Cactus soil or freeze-free desert settings are ideal for cultivating aloe vera, although it may also be cultivated inside. The topical use of camphor, which is a component of menthol and paregoric decongestant ointments, is indicated for the treatment of skin disorders such as pruritus, light burns, and arthritic pain[42,97]. Camphor is an evergreen tree that grows to a height of 70 feet and has a fragrant aroma when crushed leaves and bark are peeled off. It is suggested for the treatment of skin diseases such as pruritus, light burns, and arthritic discomfort. Senna glycosides, which are also referred to as *Cassia angustifolia*, are laxative products that are used in complementary and alternative medicine[43]. They are used in conjunction with ~~pharmaceutical-grade~~pharmaceutical-grade senna formulations. The eating of senna may interfere with the body's ability to absorb nutrients and medications, and even the unintentional consumption of small quantities can result in severe diarrhea, particularly in children and animals[44,98].

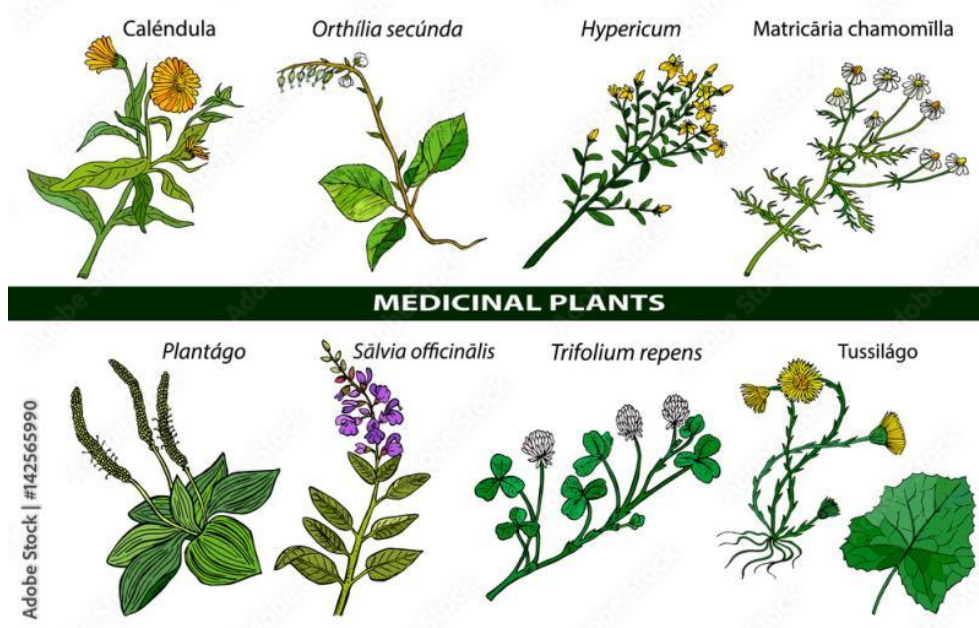


Fig 9. Medicinal plants model

Both as a laxative and to induce labour, castor bean oil is used; however, the effectiveness of the latter application is not well understood. Beginning within a few hours of intake, a ~~meagre-meager~~1 mg of ricin may cause the typical adult to become dehydrated, which can lead to death within a few days. This dehydration can be caused by vomiting and

diarrhea[45]. Possession of ricin is against the law, however prohibitions on entire beans are uncommon.

It is not recommended to try to cultivate opium poppies (*Papaver somniferum*) or cannabis because of their unique characteristics. ~~Despite the fact that~~ Even though the Controlled Substances Act prohibits the growth of these species in the United States without proper regulation, other varieties of poppy are widely used as ornamentals, especially in ~~climates that are Mediterranean~~ Mediterranean climates. ~~Prior to~~ Before the implementation of a crackdown in 1951, cannabis plants were commonplace on empty lots around New York City, as well as in rural areas of Brooklyn and Queens[46].

There are ~~a number of many~~ typical preventative measures that gardeners of medicinal plants should use ~~in order to to~~ safeguard children and animals. These measures include ~~fence fences~~, monitoring, and isolation from food crops. When there is a possibility that someone has been poisoned, it is important to contact the Poison Help hotline and provide information about the afflicted individual, including their age, weight, and health concerns, as well as the identity of the plant, the quantity of exposure, and the ~~period of time~~ period[47,99].

An improvement in the property's beauty, an enjoyable pastime, and a conversation starter are all potential outcomes of planting a garden with a pharmacy theme. It is possible to cultivate these therapeutic plants in both temperate and tropical settings, and they might be of interest throughout the whole year[48].

### **Role of medicinal plants in health**

It is important to note that health promotion, disease prevention, and chronic illness management are all proactive approaches to healthcare that concentrate on avoiding diseases at various times along the continuum of ~~health care~~ healthcare. Activities that fall under the category of primary prevention include health promotion, education, and protective measures. On the other hand, secondary prevention is aimed at reducing the number of instances of diseases or illnesses that have already been diagnosed in the community[49]. Tertiary prevention is concerned with ~~the~~ limiting of disabilities and rehabilitation, while secondary and tertiary preventive actions are ~~centered~~ centered on the maintenance of the health of those who are living with chronic disorders[50,100,101].

~~In order to To~~ achieve a future that is conducive to human habitation, it is essential to have a comprehensive awareness of the interrelationships that exist between public health, diet, food production, and the environment. As an example, the treatment of moderate hypertension has the potential to avoid a majority of chronic kidney illnesses, as well as obesity, malignancies, coronary heart diseases (CHDs), and diabetes[51].

Individual and group poverty, limited resources, poor communication, huge distances, and low levels of education are some of the factors that contribute to the considerable difficulties that developing nations throughout the globe confront in the realm of healthcare. Various factors contribute to the perpetuation of poverty in various nations, particularly in rural areas, which are home to around 80 percent of the total population[52,102]. It is difficult for traditional health care to reach a portion of the world's population because of their nomadic lifestyle. It is believed that there are between fifty and one hundred million nomads in the globe.

The discrepancy in life expectancy that exists between industrialized nations and developing countries is a reflection of the inequality in healthcare that exists between the two types of countries. In 2009, for instance, the life expectancy at birth was predicted to be 51 years in

Angola and Burkina Faso, while it was 47 years in Malawi (and other African nations)[53]. This is in contrast to the life expectancy of 80 years in the United Kingdom, the United States of America, and Austria. Any strategy for disease prevention in poor nations, particularly in Africa, must take into account the great variety of plants in the African Region and the relatively cheaper cost of employing plant-derived medications rather than processed synthetic chemicals. This is necessary ~~in order to~~ address the socioeconomic aspects that are contributing to the spreading of illness[54].

Policy integration, safety, effectiveness, quality, access, and rational use are the major principles that the World Health Organization (WHO) ~~adheres~~ ~~adhered~~ to during the first and second decades of the development of traditional medical techniques. The policy goal is to integrate complementary and alternative medicine (CAM) and traditional medicine (TM) into national healthcare systems, with the goals of promoting safety, efficacy, and quality by expanding knowledge bases, increasing availability and affordability, and encouraging therapeutically sound use by both providers and consumers[55].

The World Health Organization (WHO-AFRO) has identified strategies for the development of Traditional Medicines (TM) in the African Region. These strategies include the formulation of policies, the building of capacities, the promotion of research, the support for the local production of traditional medicines, and the protection of intellectual property rights and traditional medical knowledge[56].

In the past, communicable diseases (CDs) were the primary causes of illness and death in impoverished nations. On the other hand, non-communicable diseases (NCDs) were more frequent in developed countries as a result of better living circumstances and broad deployment of technology. ~~In spite of~~ ~~Despite~~ this, the advent of novel infectious illnesses and the re-emergence of existing disease agents have resulted in a twofold disease burden, especially for nations with low and intermediate incomes[57].

Surveillance, outbreak investigations, and vaccination are three key techniques that are essential to the control of communicable illnesses. Medicinal herbs play a significant role in the prevention of these diseases. There is evidence that medicinal plants have been used to improve immune response to a variety of disease agents, ~~despite the fact that~~ ~~although~~ these plants may seem to have limited involvement in these techniques[58].

An intersectoral, multi-level strategy was outlined in the World Health Organization's (WHO) Action strategy for the worldwide Strategy for the Prevention and Control of ~~Noncommunicable~~ ~~Non-communicable~~ Diseases (NCDs) from 2008 to 2013. The plan's primary emphasis was on poor and middle-income nations ~~in order to~~ limit the growing worldwide incidence of NCDs[59]. The plan aimed to map the emerging epidemic of non-communicable diseases (NCDs), determine the social, economic, behavioural, and political factors that contribute to them, reduce exposure to common modifiable risk factors, and improve healthcare for people who suffer from non-communicable diseases by establishing evidence-based norms, standards, and guidelines for interventions that are cost-effective[60].

Plants used for medicinal purposes have a distinct role in improving healthcare prospects for persons who have ~~noncommunicable~~ ~~noncommunicable~~ diseases (NCDs) and in controlling biologic risk factors for NCDs, particularly in the early stages of the disease. ~~There are two primary types of approaches that have~~ ~~Two primary types of approaches have~~ been advocated ~~for the purpose of addressing~~ ~~to address~~ major public health issues[61]. The first is the whole-

population strategy, which aims to control the occurrence of new diseases by targeting the entire community. The second is the high-risk strategy, which identifies individuals who are most at risk for a disease or outcome and then employs preventative measures to target that particular group[62].

By bringing together ~~a number of several~~ health advocates who are working for the elimination of common risk factors as a means of disease prevention, the common risk factor strategy seeks to accomplish its goal. This strategy has the potential to be beneficial in ~~a number of several~~ ways, including the engagement of other health promoters, the combating of various types of sickness, and the advocacy of medicinal plant ideas[63].



Fig 10. Common medicinal plants ~~use-used~~ as pharmaceutical drugs

#### **Plants that can help to fight various diseases**

The research investigates a wide range of medicinal plants and evaluates the possible uses of these plants in the treatment and prevention of cancer. In addition to garlic and onion, *Allium cepa* and *Allium sativum* are also recognized for their ability to act as chemopreventive agents against cancer[64]. It has been shown that the consumption of diallyl trisulfide (DATS) derived from *Allium* species may lower the chance of developing breast cancer, lung cancer, and stomach cancer. In mouse skin, the promotion of tumors by DMBA/TPA and BP/croton oil was prevented by onion oil, but the promotion of tumors by DMBA/TPA was reduced by garlic oil[65].

Studies have been conducted to investigate the anti-proliferation and anti-metastatic properties of *Panax ginseng* C.A. Meyer, which belongs to the family Araliaceae. The cytotoxic potential of ginsenosides and their synthetic variants against a variety of cancer cells has been investigated and assessed[66]. It has been discovered that ginsenoside Rp1 may suppress the growth of breast cancer cells as well as the creation of breast cancer cell colonies that are reliant on anchoring or independent of anchorage mechanisms. The fact that it was able to reduce the stability of the IGF-1R protein in breast cancer cells is further evidence that it has the potential to be used as an anticancer medication[67].

The administration of white and red ginseng via the mouth inhibited the development of colon cancer in rats that were treated with 1,2-dimethylhydrazine (DMH). Ginseng has three active components known as ginsenosides: Rg3, Rg5, and Rh2. These ginsenosides may either operate alone or in conjunction with one another to prevent cancer[68]. In mice, the methanol extract of san-chi ginseng inhibited the development of skin cancer caused by DMBA/TPA, liver cancer caused by DEN/Phenobarbital, and lung cancer caused by

4NQO/glycerol. The ginsenoside Rg1 had a marginally inhibiting effect on the promotion of tumors in mouse skin caused by DMBA/TPA[69].

Additionally, Eurycoma longifolia Jack (EL) is a medicinal plant that has the potential to be used as an alternate therapy for osteoporosis in males that is caused by a lack of testosterone. The proandrogenic effects of EL include an increase in testosterone levels, ~~a~~-stimulation of osteoblast proliferation and osteoclast death, ~~a~~-maintenance of bone ~~remodelling~~ ~~remodeling~~ activity, and a reduction in bone loss. Because of its antioxidative nature, the phytochemical components of EL ~~have the ability to can~~ prevent osteoporosis as well. As a result, it has the potential to be used as a supplemental therapy for osteoporosis in males[70].

Research is being conducted ~~with the goal of discovering to discover~~ novel therapeutic options to prevent and treat coronary heart disease (CHD), which is a serious problem for the health of people all over the world. As dietary supplements, medicinal plants including artichoke, garlic, ginkgo, guggul, hawthorn, and tea have been used to lessen the incidence of coronary heart disease (CHD) as well as the death rate associated with it[72].

Olive oil-loaded mice were found to have lower blood triglyceride levels after consuming artichoke because it contains phenolic acids at a concentration of 6% and sesquiterpene lactones at a concentration of 5%. The use of garlic, on the other hand, has been shown to lower total cholesterol levels in adults via the usage of randomized controlled trials. In the treatment of hyperlipidemia and hypercholesterolemia, the herb known as guggul, which has been used since 600 BC, has been used. E- and Z-guggulesterone, which are both sterols, are thought to be bioactive chemicals that are found in the plant[73].

As ~~a~~-conclusion, the research emphasizes the potential of medicinal plants and their potential in the treatment and prevention of cancer among other possible applications. Researchers ~~are~~ ~~able to can~~ design more effective therapies for a variety of health issues if they have a better grasp of the processes and targets via which these plants operate[74].

There is a high prevalence of micronutrient deficiencies in impoverished nations, which are often brought on by insufficient intakes, hereditary disorders, parasite diseases, and viral diseases. Some of the negative effects that these deficits may have on a person's health include reduced growth, immunological competence, mental and physical development, and poor reproductive results[75]. Because the amount of certain micronutrients that are found in plant-based diets is reliant on the trace elements that are found in the soil, environmental factors also contribute to the worsening of these deficits[76].



Fig 11.potential of medicinal plants

Strategies to reduce micronutrient deficiencies in developing countries, such as supplementation and food-based approaches, are desperately needed. These strategies should ideally be implemented in conjunction with public health interventions, such as the promotion and support of breastfeeding, as well as the control of infectious and parasitic diseases[77]. A home garden is a long-term plan that contributes to combatting vitamin A and other nutritional deficiencies. Fruits and vegetables are ~~an~~ excellent ~~source~~ ~~sources~~ of vitamins and minerals, and home gardening is a method that will help battle these inadequacies.

Oxidative stress, which is brought on by reactive oxygen species, is a significant contributor to a wide range of chronic and degenerative illnesses, including atherosclerosis, ischemic heart disease, cancer, diabetes mellitus, neurodegenerative disorders, and the natural process of aging[78]. As a result of the fact that the risk of developing chronic illnesses is inversely connected to the presence of natural antioxidants in fruits and vegetables, natural antioxidants may be considered an alternative method of disease prevention and treatment. Phenolic chemicals, because of their oxidative activity, have the potential to be agents that promote the prevention and treatment of a wide variety of disorders that are associated with oxidative stress[85]. The antioxidant activity of some therapeutic plants is much higher than that of ordinary dietary plants. If the extract of these plants is not poisonous, it may be utilized as a food additive and can also be considered for disease prevention[79].

Oral illnesses are significant health issues, with dental caries and periodontal diseases being among the most frequent infectious diseases that may be prevented on a worldwide scale. There is a correlation between poor oral health and chronic disorders as well as systemic diseases. There is a well-established connection between oral illnesses and the oral microbiota[80]. The majority of bacteria that are found in the mouth are considered to be commensals, and just a few of them are known to be associated with oral disorders. There is a need for alternative prevention and treatment options that are safe, effective, and economical

in developing countries. This is because of the prevalence of oral diseases, the growing resistance of bacteria to antibiotics, the adverse effects of certain antibacterial agents that are currently used in dentistry, and the financial constraints that are present in these countries[81].

There is a substantial body of research suggesting that plant extracts, essential oils, and phytochemicals that have ~~been~~ undergone purification have the potential to be transformed into medicines that may be used as ~~therapeutic~~ treatments or preventative measures for oral disorders. It will be essential to do more research on the safety and effectiveness of these compounds ~~in order to~~ determine whether or not they provide therapeutic advantages, either on their own or in conjunction with traditional medicines, that may contribute to a reduction in the number of oral illnesses that are prevalent around the globe[82].

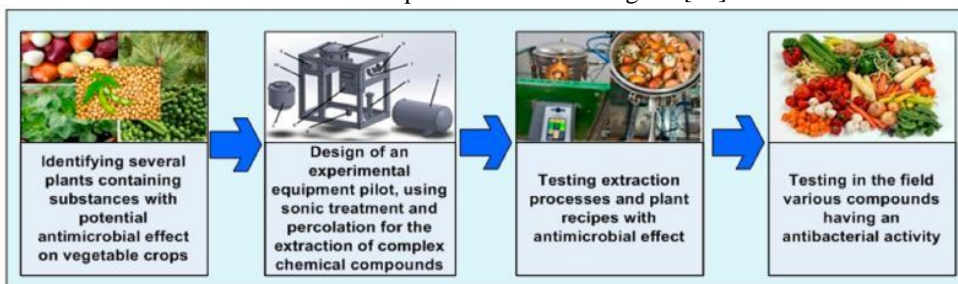


Fig 12. Plant extracts, essential oils, and phytochemicals

Gargles made with plants such as *Spilanthes* sp, *Guiera senegalensis*, and *Waltheria indica*, chewing sticks used for preventive dental care, and preparations for preventing road accidents using the occult power of herbs are some of the various practices that exist in Africa ~~for the purpose of preventing to prevent~~ diseases through the use of medicinal plants[83]. However, these more recent preventative applications of medical plants, which include the occult power of herbs, could be beyond the capacity of scientific investigation to demonstrate that they are effective[84].

### Conclusion

As a conclusion, Botanical Pharmacies are an intriguing new frontier in the field of ~~bio pharmacy~~ ~~biopharmacy~~ within the horticulture industry. This burgeoning subject combines the fundamentals of botany and pharmaceuticals in a seamless manner, which opens up a broad range of opportunities for the development of creative solutions in the fields of health, agriculture, and other areas. The capacity to harness the natural processes of plants ~~in order to~~ ~~to~~ manufacture medicinal chemicals has the potential to transform the process of drug development, making it more sustainable, cost-effective, and environmentally friendly. Furthermore, the incorporation of biopharmaceutical practices into horticulture paves the way for the production of rare and very important medicinal plants, therefore addressing concerns about the robustness of supply chains and the preservation of biodiversity. When we are navigating the rapidly expanding frontier of botanical pharmacy, it is very necessary to approach these breakthroughs with ethical concerns. This will ensure that the resources of nature are used responsibly and that they are stewarded correctly. ~~For the purpose of maximizing~~ ~~To maximize~~ the advantages of biopharmaceutical research while simultaneously limiting the possible hazards, the partnership of botanical experts, pharmaceutical researchers, and agricultural specialists will be of significant importance. Essentially, the

merger of botany and pharmaceuticals in botanical pharmacies represents a hopeful chapter in the history of scientific discovery. This convergence helps to promote an approach that is both sustainable and interconnected ~~in order to~~ satisfy the ever-changing requirements of society.

## References

1. Abe H. *Catalase*. In *the method of enzymatic analysis*. New York: Academic Press; 1974. pp. 673–684.
2. Akinpelu et al. ~~deleteandlistallnames~~, author. Effect of ~~stem~~ ~~barkstem-bark~~ of *Erythrophleum suaveolens* (Guill. & Perri.) saponin on fresh water snail (*Lanistes lybicus*) tissues. *African Journal of Environmental Science and Technology*. 2012;6(11):446–451.
3. Alam A, Khan N, Sharma S, Saleem M, Sultana S. Chemopreventive effect of *Vitis vinifera* extract on 12-*O*-tetradecanoyl-13-phorbol acetate-induced cutaneous oxidative stress and tumor promotion in murine skin. *Pharmacological Research*. 2002;46(6):557–564.
4. Alma Ata. *International Conference on Primary Health Care*. 11. Vol. 32. WHO Chron; 1978. Nov, Declaration of Alma-Ata; pp. 428–430.
5. Amic D, Davidovic-Amic D, Beslo D, Trinajstic N. Structure-Radical scavenging activity relationship of flavonoids. *Croatia Chem Acta*. 2003;76:75–61.
6. Antony ML, Singh SV. Molecular mechanisms and targets of cancer chemoprevention by garlic-derived bioactive compound diallyl trisulfide. *Indian J Exp Biol*. 2011;49(11):805–816. [[PMC free article](#)]
7. Arora N, Bansal MP, Koul A. *Azadirachta indica* exerts chemopreventive action against murine skin cancer: studies on histopathological, ultrastructural changes and modulation of NF-kappaB, AP-1, and STAT1. *Oncology Research*. 2011;19(5):179–191.
8. Azizova OA. Role of free radical processes in the development of atherosclerosis. *Biol Memb*. 2002;9:451–471.
9. Bharati S, Rishi P, Koul A. *Azadirachta indica* exhibits chemopreventive action against hepatic cancer: Studies on associated histopathological and ultrastructural changes. *Microsc Res Tech*. 2012;75(5):586–595.
10. Belman S. Onion and garlic oils inhibit tumor promotion. *Carcinogenesis*. 1983;4(8):1063–1065. 1983.
11. Banning M. The carcinogenic and protective effects of food. *British Journal of Nursing*. 2005;14(20):1070–1074.
12. Bishayee A, Dhir N. Resveratrol-mediated chemoprevention of diethylnitrosamine-initiated hepatocarcinogenesis: inhibition of cell proliferation and induction of apoptosis. *Chemico-Biological Interactions*. 2009;179(2–3):131–144.
13. Biswas KR, Ishika T, Rahman M, Khan T, Swarna A, Monalisa MN, Sanam S, Malek I, Rahmatulla M. *American-Eurasian Journal of Sustainable Agriculture*. 2011;5(2):247–251.
14. Bomser JA, Singletary KW, Wallig MA, Smith MAL. Inhibition of ~~TPA-induced~~ ~~TPA-induced~~ tumor promotion in CD-1 mouse epidermis by a polyphenolic fraction from grape seeds. *Cancer Letters*. 1999;135(2):151–157.
15. Boopalan T, Arumugam A, Damodaran C, Rajkumar L. The anticancer effect of 2'-3'-dehydrosalannol on triple-negative breast cancer cells. *Anticancer Res*. 2012;32(7):2801–2806. 2012.
16. Botterweck AAM, Verhagen H, Goldbohm RA, Kleinjans J, Van den Brandt PA. Intake of butylated hydroxyanisole and butylated hydroxytoluene and stomach cancer risk: results from analyses in the Netherlands cohort study. *Food Chem Toxicol*. 2000;38:599–605.
17. Burkill HM. *The useful plants of West Africa*. Kew: Royal Botanical Gardens; 1985.
18. Abel C, Busia K. An exploratory ethnobotanical study of the practice of herbal medicine by the Akan Peoples of Ghana. *Alternative Medicine Review*. 2005;10(2):111–122.

19. Cai YZ, Luo Q, Sun M, Corke H. Antioxidant activity and phenolic compounds of 112 traditional Chinese medicinal plants associated with anticancer. *Life Sci.* 2004;74:2157–2184.
20. Chen CY, Yang WL, Kuo SY. Cytotoxic activity and cell cycle analysis of hexahydrocurcumin on SW 480 human colorectal cancer cells. 2011;6(11):1671–1672.
21. Chu YL, Ho CT, Chung JG, Rajasekaran R, Sheen LY. Allicin Induces p53-Mediated Autophagy in Hep G2 Human Liver Cancer Cells'. *J Agric Food Chem.* 2012 [Epub ahead of print]
22. Cui X, Jin Y, Poudyal D, Chumanevich AA, Davis T, Winds A, Hofseth A, Wu W, Habiger J, Pena E, Wood P, Nagarkatti M, Nagarkatti PS, Hofseth L. Mechanistic insight into the ability of American ginseng to suppress colon cancer associated with colitis. *Carcinogenesis.* 2010;31(10):1734–1741.
23. Di Pierro F, Rapacioli G, Ferrara T, Togni S. Use of a standardized extract from *Echinacea angustifolia* (Polinaceae) for the prevention of respiratory tract infections'. *Altern Med Rev.* 2012;17(1):36–41.
24. Dong H, Bai LP, Wong VK, Zhou H, Wang JR, Liu Y, Jiang ZH, Liu L. The in vitro structure-related anti-cancer activity of ginsenosides and their derivatives. *Molecules.* 2011;16(12):10619–10630.
25. Effendy NM, Mohamed N, Muhammad N, Mohamad IN, Shuid AN. Eurycoma longifolia: Medicinal Plant in the Prevention and Treatment of Male Osteoporosis due to Androgen Deficiency. *Evidence-Based Complementary and Alternative Medicine 1-9.* 2012 doi: 10.1155/2012/125761. Article ID 125761.
26. Ekanem AP, Wang M, Simon JE, Obiekezie AI, Morah F. In vivo and in vitro activities of seed extract of *Piper guineense* Shum and Thonn. Against skin and gill Monogenean parasites of Gold fish (*Carassius auratus auratus*) *Phytother Res.* 2004;3:97.
27. Elujoba AA, Odeleye OM, Ogunyemi CM. Traditional Medical Development for Medical and Dental Primary Healthcare Delivery System in Africa. *Afr J Traditional, Complementary and Alternate Medicine.* 2005;2(1):46–61.
28. Evans WC. *Trease and Evans' Pharmacognosy.* 16th Edition. London: WB Saunders Company Ltd; 2008.
29. Faber M, Laurie S. A home gardening Approach Developed in South Africa to address Vitamin A Deficiency. In: Thompson B, Amoroso L, editors. “*Combating Micronutrient deficiencies: Food-based Approaches*”. Rome: Pub.: CABI and FAO; 2011. Chapter 9.
30. Family Health Teams, author. *Guide to Health Promotion and Disease Prevention.* Ontario: Canada: 2006.
31. Farombi A. Antioxidant and Antinflammatory activities of *Mallotus oppositifolius* (Geisel) mull. *Arg In Model Systems Afr J Med Sci.* 2001;30:213–215.
32. Filip A, Daicovicu D, Clichici S, Mocan T, Muresan A, Postescu ID. Chemopreventive effects of Calluna vulgaris and Vitis vinifera extracts on UVB-induced skin damage in SKH-1 hairless mice. *J Med Food.* 2011;14(7–8):761–766.
33. Fishman SM, Christian P, West KP. The role of vitamins in the prevention and control of anaemia. *Public Health Nutr.* 2000 Jun;3(2):125–150.
34. Ghasi S, Egwuibe C, Achukwu PU, Onyeausi JC. Assessment of the medical benefit in the folkloric use of *Bryophyllum Pinnatum* leaf among the Igbos of Nigeria for the treatment of hypertension. *African Journal of Pharmacy and Pharmacology.* 2011;5(1):83–92.
35. Gibson RS, Hotz C. Dietary diversification/modification strategies to enhance micronutrient content and bioavailability of diets in developing countries. *Br J Nutr.* 2001 May;85(Suppl 2S):159–166.
36. Gill LS. *Ethnomedical uses of plants in Nigeria.* Nigeria: University of Benin [pressPress](#); 1992.

37. Hirayama T. Epidemiology of stomach cancer in Japan. With special reference to the strategy for the primary prevention. *Japanese Journal of Clinical Oncology*. 1984;14(2):159–168.
38. Hoareau H, DaSilva EJ. Medicinal plants: a re-emerging health aid' *Electronic Journal of Biotechnology*. 1999;2(2) Issue of August 15, Available [on-lineonline](#)
39. Huang MT, Ho CT, Wang ZY, Ferraro T, Lou YR, Stauber K, Ma W, Georgiadis C, Laskin JD, Conney AH. Inhibition of skin tumorigenesis by rosemary and its constituents carnosol and ursolic acid. *Cancer Research*. 1994;54(3):701–708.
40. Iroha IR, Amadi ES, Nwuzo AC, Afiukwa FN. Evaluation of the Antibacterial Activity of Extracts of *Sida acuta* Against Clinical Isolates of *Staphylococcus aureus* Isolated from Human Immunodeficiency Virus/Acquired Immunodeficiency Syndrome Patients. *Research Journal of Pharmacology*. 2009;3(2):22–25.
41. Jung CH, Ahn J, Jeon TI, Kim TW, Ha TY. *Syzigium aromaticum* ethanol extract reduces high-fat diet-induced obesity in mice through [down-regulationdownregulation](#) of adipogenic and lipogenic gene expression' *Exp Ther Med*. 2012;4(3):409–414.
42. Katiyar SK, Agarwal R, Mukhtar H. Inhibition of tumor promotion in SENCAR mouse skin by ethanol extract of *Zingiber officinale* rhizome. *Cancer Research*. 1996;56(5):1023–1030.
43. Katz AE. Flavonoid and botanical approaches to prostate health. *J Altern Complement Med*. 2002;8(6):813–821.
44. Kaliora AC, Kountouri AM, Karathanos VT, Koumbi L, Papadopoulou NG, Andrikopoulos NK. Effect of Greek raisins (*Vitis vinifera* L.) from different origins on gastric cancer cell growth. *Nutr Cancer*. 2008;60(6):792–799.
45. Kang JH, Song KH, Woo JK, Park MH, Rhee MH, Choi C, Oh SH. Ginsenoside Rp1 from *Panax ginseng* exhibits anti-cancer activity by down-regulation of the IGF-1R/Akt pathway in breast cancer cells. *Plant Foods Hum Nutr*. 2011;66(3):298–305.
46. Khan SA, Chatterton RT, Michel N, Bryk M, Lee O, Ivancic D, Heinz R, Zalles CM, Helenowski IB, Jovanovic BD, Franke AA, Bosland MC, Wang J, Hansen NM, Bethke KP, Dew A, Coomes M, Bergan RC. Soy isoflavone supplementation for breast cancer risk reduction: a randomized phase II trial. *Cancer Prev Res (Phila)* 2012;5(2):309–319.
47. Kokwaro JO. *Medicinal Plants of East Africa*. 2nd Edition. Nairobi: East African Literature Bureau; 1993.
48. Koumare AK, Sissoko F, Diop AK, Ongoiba N, Maiga I, Bougoudogo F, Soumare S, Sangare D, Ouattara K, Diallo A, Doumbia D, Dembele S. Factors affecting nosocomial infection in the surgery setting at the Hospital of Point “G”] *Mali Med*. 2008;23(3):44–46.
49. Kurapati KR, Samikkannu T, Kadiyala DB, Zainulabedin SM, Gandhi N, Sathaye SS, Indap MA, Boukli N, Rodriguez JW, Nair MP. Combinatorial cytotoxic effects of *Curcuma longa* and *Zingiber officinale* on the PC-3M prostate cancer cell line. *J Basic Clin Physiol Pharmacol*. 2012;1–8. [Epub ahead of print]
50. Konoshima T, Takasaki M, Tokuda H. Anti-tumor-promoting activity of the roots of *Panax notoginseng* (1) *Natural Medicines*. 1996;50(2):158–162.
51. Konoshima T, Takasaki M, Tokuda H. Anti-carcinogenesis activity of the roots of *Panax notoginseng*. II, *Biological & Pharmaceutical Bulletin*. 1999;22(10):1150–1152.
52. Kratchanova M, Denev P, Ciz M, Lojek A, Mihailov A. Evaluation of antioxidant activity of medicinal plants containing polyphenol compounds. Comparison of two extraction systems. *Acta Biochimica Polonica*. 2010;57(2):229–234.
53. Lawal IO, Uzokwe NE, Igboanugo ABI, Adio AF, Awosan EA, Nwogwugwu JO, Faloye B, Olatunji BP, Adesoga AA. Ethno medicinal information on collation and identification of some medicinal plants in Research Institutes of South-west Nigeria. *African Journal of Pharmacy and Pharmacology*. 2010;4(1):001–007.

54. Leifert WR, Abeywardena MY. Cardioprotective actions of grape polyphenols. *Nutr Res.* 2008;28:729–737.
55. Li W, Tian H, Li L, Li S, Yue W, Chen Z, Qi L, Hu W, Zhu Y, Hao B, Gao C, Si L, Gao F. Diallyl trisulfide induces apoptosis and inhibits proliferation of A549 cells in vitro and in vivo. *Acta Biochim Biophys Sin (Shanghai)* 2012;44(7):577–583.
56. Li C, Cai J, Geng J, Li Y, Wang Z, Li R. Purification, characterization and anticancer activity of a polysaccharide from Panax ginseng. *Int J Biol Macromol.* 2012a;51(5):968–973.
57. Liu X, Li X, Yin L, Ding J, Jin H, Feng Y. Genistein inhibits placental choriocarcinoma cell line JAR invasion through ER $\beta$ /MTA3/Snail/E-cadherin pathway. *Oncol Lett.* 2011;2(5):891–897.
58. Liu RH. Health benefits of fruit and vegetables are from additive and synergistic combinations of phytochemicals. *Amer J Clin Nutr.* 2003;78:517–520.
59. Liu HY, Qiu NX, Ding HH, Yao RQ. Polyphenols content and antioxidant capacity of 68 Chinese herbals suitable for medical or food uses. *Food Res Intern.* 2008;41:363–370.
60. López-Jiménez A, García-Caballero M, Medina MÁ, Quesada AR. Anti-angiogenic properties of carnosol and carnosic acid, two major dietary compounds from rosemary. *Eur J Nutr.* 2013;52(1):85–95.
61. Moongkarndi P, Kosem N, Kaslungka S, Luanratana O, Pongpan N, Neungton N. Antiproliferation, antioxidation and induction of apoptosis by *Garcinia mangostana* (mangosteen) on SKBR3 human breast cancer cell line. *J Ethnopharmacol.* 2004;90(1):161–166.
62. Ngonon Ngane A, Biyiti L, Bouchet P, Nkengfack A, Amvam Zollo PH. Antifungal activities of *Piper guineense* of Cameroun. *Fitoter.* 2003;4(5):464–468.
63. Nwinyi OC, Chinedu NS, Ajani OO, Ikpo CO, Ogunniran KO. Antibacterial effect of extracts of *Ocimum gratissimum* and *Piper guineense* on *Escherichia coli* and *Staphylococcus aureus*. *African Journal of Food Scienc.* 2009;e3(3):77–81.
64. Malathi R, Rajan SS, Gopalakrishnan G, Suresh G. 2',3'-Dehydrosalannol. *Acta Crystallogr C.* 2002;58(Pt 11):o681–o682. Epub 2002 Oct 31.
65. McDonald J, Ollerenshaw A. Priority setting in primary health care: a framework for local catchments. *Rural Remote Health.* 2011;11(2):1714. Epub 2011 Jun 6.
66. Moeti M. Noncommunicable diseases: An overview of Africa's new silent killers. *African Health Monitor.* 2008;8(1):2–5.
67. Morse MA, Stoner GD. Cancer chemoprevention: principles and prospects. *Carcinogenesis.* 1993;14(9):1737–1746.
68. Murakami A, Ohigashi H, Koshimizu K. Anti-tumor promotion with food phytochemicals: a strategy for cancer chemoprevention. *Bioscience, Biotechnology and Biochemistry.* 1996;60(1):1–8.
69. Ngo SN, Williams DB, Head RJ. Rosemary and cancer prevention: preclinical perspectives. *Crit Rev Food Sci Nutr.* 2011;51(10):946–954.
70. Nkrumah-Elie YM, Reuben JS, Hudson AM, Taka E, Badisa R, Ardley T, Israel B, Sadrud-Din SY, Oriaku ET, Darling-Reed SF. The attenuation of early benzo(a)pyrene-induced carcinogenic insults by diallyl disulfide (DADS) in MCF-10A cells. *Nutr Cancer.* 2012;64(7):1112–1121.
71. Nutbeam D. Evaluating health promotion-progress, problems and solutions. *Health Promotion International.* 1998;13(1):27–44.
72. Obho G. Antioxidant and Antimicrobial Properties of Ethanolic Extract of *Ocimum gratissimum* Linn. *Leaves.* 2006;1(1):47–53.
73. Odugbemi T. *Outlines and pictures of medicinal plants from Nigeria.* Lagos: University of Lagos Press; 2006. 283pp.

74. Ohta T, Nakatsugi S, Watanabe K, Kawamori T, Ishikawa F, Morotomi M, Sugie S, Toda T, Sugimura T, Wakabayashi K. Inhibitory effects of *Bifidobacterium*-fermented soy milk on 2-amino-1-methyl-6-phenylimidazol[4,5-*b*]-pyridine-induced rat mammary carcinogenesis, with a partial contribution of its component isoflavones, *Carcinogenesis*. 21. 2000;5:937–941.
75. Okujagu TF, Etatuvi SO, Eze I, Jimoh B, Nwokereke C, Mbaoji C, Mohammed Z. Medicinal plant of Nigeria, north-west Nigeria. *Vol 1 Nigerian Journal of Natural Product & Medicine (177)* 2008;1:32–34.
76. Okwu DE, Okwu ME. Chemical Composition of *Spondias mombin* Linn Plant Parts *J. Sustain Agric Environ*. 2004;6(2):140–147.
77. Onwukaeme ND. Medicinal plant of Nigeria Natural Medicine Development Agency Federal Ministry of Science and Technology. *Phytotherapy research*. 1995;9:306–308.
78. Ozougwu, Eyo Evaluation Of The Activity Of *Zingiber Officinale* (Ginger) Aqueous Extracts On Alloxan-Induced Diabetic Rats. *Pharmacologyonline*. 2011;1:258–269.
79. Palombo EA. *Evidence-Based Complementary and Alternative Medicine*. 2011:1–15. 10.1093/ecam/nep067.
80. Park KK, Chun KS, Lee JM, Lee SS, Surh YJ. Inhibitory effects of [6]-gingerol, a major pungent principle of ginger, on phorbol ester-induced inflammation, epidermal ornithine decarboxylase activity and skin tumor promotion in ICR mice. *Cancer Letters*. 1998;129(2):139–144.
81. Paul R, Prasad M, Sah NK. Anticancer biology of *Azadirachta indica* L (neem): a mini review. *Cancer Biol Ther*. 2011;12(6):467–476.
82. Perchellet JP, Perchellet EM, Belman S. Inhibition of DMBA-induced mouse skin tumorigenesis by garlic oil and inhibition of two tumor-promotion stage by garlic and onion oils. *Nutrition and Cancer*. 1990;14(3–4):183–193.
83. Pitot HC, Dragan YP. Facts and theories concerning the mechanisms of carcinogenesis. *The FASEB Journal*. 1991;5(9):2280–2286.
84. Ramakrishnan U. Prevalence of micronutrient malnutrition worldwide. *Nutr Rev*. 2002;60(5 Pt 2):S46–S52.
85. Ramakrishna Y, Goda H, Baliga MS, Munsh AK. Decreasing cariogenic bacteria with a natural alternative prevention therapy using phytochemistry (plant extracts) *J Clin Paediatr Dent*. 2011;36(1):55–63.
86. Chowdhury MH, Haque WM. A survey of medicinal plants used by Kavirajes of Chalna area, Khulna district, Bangladesh. *Afr J Tradit Complement Altern Med*. 2009 Dec 30;7(2):91–97.
87. Rose G. Sick individuals and sick populations. *International Journal of Epidemiology*. 1985;14:32–38.
88. Sadhana AS, Rao AR, Kucheria K, Bijani V. Inhibitory action of garlic oil on the initiation of benz[*a*]pyrene-induced skin carcinogenesis in mice. *Cancer Letters*. 1988;40(2):193–197.
89. Shaba P, Pandey NN, Sharma OP, Rao JR, Singh RK. Anti-trypanosomal Activity of *Piper Nigrum* L (Black pepper) Against *Trypanosoma Evansi*. *J Vet Adv*. 2012;(4):161–167.
90. Sheiham A, Watt RG. The Common Risk Factor Approach: a rational basis for promoting oral health. *Community Dent Oral Epidemiol*. 2000;28:399–406.
91. Shenouda NS, Sakla MS, Newton LG, Besch-Williford C, Greenberg NM, MacDonald RS, Lubahn DB. Phytosterol *Pygeum africanum* regulates prostate cancer in vitro and in vivo. *Endocrine*. 2007 Feb;31(1):72–81.
92. Škrovánková S, Mišurcová L, Machů L. Antioxidant activity and protecting health effects of common medicinal plants. *Adv Food Nutr Res*. 2012;67:75–139.

93. Stoltzfus RJ. Iron-deficiency anemia: reexamining the nature and magnitude of the public health problem. Summary: implications for research and programs. *J Nutr Feb.* 2001;131(2S-2):697–701.
94. Sule WF, Okonko IO, Joseph TA, Ojezele MO, Nwanze JC, Alli JA, Adewale OG, Ojezele OJ. In vitro-antifungal activity of *Senna alata* linn crude leaf extract. *Adv Appl Sc Res.* 2010;1(2):14.
95. Sumbul S, Ahmad MA, Mohd A, Mohd A. Role of phenolic compounds in peptic ulcer: An overview. *J Pharm Bioallied Sci.* 2011;3(3):361–367.
96. Sung B, Prasad S, Yadav VR, Aggarwal BB. Cancer cell signaling pathways targeted by spice-derived nutraceuticals. *Nutr Cancer.* 2012;64(2):173–197.
97. Sofowora A. *Medicinal Plants and Traditional Medicine in Africa*. 3rd edn. Ibadan: Spectrum Books; 2008.
98. Tan AC, Konczak I, Sze DM, Ramzan I. Towards the discovery of novel phytochemicals for disease prevention from native Australian plants: an ethnobotanical approach. *Asian Pac J Clin Nutr.* 2010;19(3):330–334.
99. Tan RS. Androgen: introducing the concept of relative hypogonadism in aging males. *Int j Important res.* 2002;14:319.
100. Thompson B, Amoroso L. *Combating Micronutrient deficiencies: Food-based Approaches*. Rome: CABI and FAO; 2011.
101. Thomas OO. Re-examination of the antimicrobial activities of *Xylopiya aethiopica*, *Carica papaya*, *Ocimum gratissimum* and *Jatropha curcas*. *Fitoterapia.* 1989;60:147–161.
102. Traoré M. *PhD Thesis in Dental Surgery. Thesis No 23*. Senegal: University of Dakar; 1975. Title: “Coutumes et thérapeutiques traditionnelles odonto-stomatologiques au Mali. 13 Décembre.