

**Short Research Article**  
**AN EXPERIMENTAL STUDY TO APPRAISE THE  
ROLE OF CINA 30CH IN CONTROLLING  
ASCOCHYTA BLIGHT FUNGUS IN PISUM  
SATIVUM**

---

**ABSTRACT**

**Aims:** To evaluate the anti-fungal effect of Cina 30CH on *Pisum sativum* plants affected with *Ascochyta* blight by the analysis of enhanced plant parameters.

**Study design:** Experimental study.

**Place and Duration of Study:** MNR Homoeopathic Medical College and Hospital – Green House, Sangareddy, Telangana, India. Between March 2023 and August 2023.

**Methodology:** The overall sample size is 15 plants. There were three groups: A, B, and C, where A represents placebo, B represents fungicide, and C represents CINA 30CH. Each group has five plants for parameter analysis which include Length of the root, Length of the shoot, Length of the pods, Number of leaves, Number of pods. The recorded data was analyzed statistically by using the ANOVA single factor test.

**Results:** The three study groups' respective variances in the plant parameters—root length, shoot length, pod length, number of leaves, and number of pods—were 41.33, 2864.33, 5.25, 394.33, and 9.33. The calculated value of F is 12.76 which is more than the table value of F crit 3.47 at 5% level with degree of freedom  $v_1 = 4$  and  $v_2 = 10$ . The obtained P value 0.00061 is less than 0.01, which is strong evidence to reject the null hypothesis and accept the research hypothesis.

**Conclusion:** According to the findings of this study, CINA 30CH is as effective as a fungicide in improving the features of *Pisum sativum* that are influenced by the *Ascochyta* blight fungus.

*Keywords: Pisum sativum, Ascochyta blight, CINA 30CH, AgroHomoeopathy*

## 1. INTRODUCTION

One of the most recent methods in agricultural research is Agrohomoepathy. The physiological functions of plants can be changed by potentized homoeopathic medications, according to recent scientific findings.<sup>[1]</sup> Research on diverse crops has improved germination and growth to combat pests, diseases, and viral infections, among other things.<sup>[2]</sup> Currently, agricultural homoeopathy is being employed more frequently all over the world to lessen the harmful consequences brought on by the careless use of chemical items in traditional agricultural operations.<sup>[3]</sup>

*Pisum sativum* L. is an herbaceous annual self-pollinated plant in the family Fabaceae grown virtually worldwide for its edible seeds. These are used by people of all age groups due to their nutritive value and pleasant taste.<sup>[4]</sup> It has long been important in diet due to its content of fiber, protein, starch, trace elements, and many phytochemical substances.<sup>[5]</sup> Its short growing duration and relatively simple production stimulated its production, making it a commercial commodity.<sup>[4]</sup>

Peas are the second most important source of protein for the people of India, after chickpeas. Pea production has dropped significantly over time as a result of pathogen attack and climate change, raising serious concerns among scientists, decision-makers, and the general public. As a result, numerous solutions have been developed to determine the most effective way to control the illness. Pea has been determined to be particularly vulnerable to fungus-borne diseases. Microorganisms like fungi, bacteria, and certain nematodes are the principal culprits behind disease in pea plants, although fungal pathogens—which are typically soil-borne—are responsible for a large portion of losses.<sup>[6]</sup>

In *Pisum sativum*, Ascochyta blight is one of the most common fungal diseases.<sup>[7]</sup> One of the most serious diseases of *Pisum sativum*, Ascochyta blight, sometimes known as "black spot disease," is widespread throughout the world, including nearly all of the major pea-growing regions. The Ascochyta complex, which includes the fungi *Ascochyta pinodes*, *Mycosphaerellapinodes*, *Phomamedicaginis* var. *pinodella*, *Ascochyta pisi*, and *Phomakoolunga*, is responsible for its development.<sup>[8]</sup>

Foot rot, black stem pod spot, necrotic leaf spots, stem lesions, shrinkage, dark-brown discoloration of seeds, as well as blackening are only a few of the symptoms caused by this blight complex.<sup>[9]</sup> Fungicide use and cultural methods like crop rotation are key components in the management of Ascochyta blight. Mancozeb, chlorothalonil, benomyl, carbendazim, and thiabendazole are a few fungicides that have been successfully used to reduce Ascochyta blight and boost yield.<sup>[10,11,12]</sup> However, the use of fungicides can raise production costs, diminish yields because of residues, and endanger the environment since they can wander into unintended areas. Additionally, the frequent use of fungicides can cause the growth of fungi that are resistant to industrial chemicals.<sup>[13]</sup>

A thorough short review of published homoeopathic research evidence on *Pisum sativum* identified multiple articles like "Growth stimulation of dwarf peas (*Pisum sativum* L.) through homoeopathic potencies of plant growth substances, The effects of ultra-high diluted (UHD) homoeopathic medicines on *Pisum sativum*: a hydroponics study in a plant growth chamber, Reproducibility of dwarf pea shoot growth stimulation by homoeopathic potencies of gibberellic acid."<sup>[14,15,16]</sup> All these studies established the effectiveness of homoeopathic interventions with positive and favorable results. Mulberry diseases such as root knot, leaf spot, powdery mildew, mosaic, and others are caused by naturally occurring fungi. Pretreatment with ultra-high-diluted Cina, mixed with water at an extremely low dose, has shown effectiveness in treating these diseases by triggering their natural defense response against pathogen infection and leaving no residual toxicity in the leaves.<sup>[17]</sup>

This pilot study aims to investigate the efficacy of Cina 30CH in controlling Ascochyta blight fungus in *Pisum sativum* plants based on the successful research results of homoeopathic interventions in *Pisum sativum* and Cina in controlling fungal diseases in plants. Establishing Cina medicine's unexplored therapeutic potential in *Pisum sativum* plants with Ascochyta blight infection is the novelty of this study.

In the current experimental study, 15 Ascochyta blight infected *Pisum sativum* plants were grown in grow bags in their natural habitat. These 15 plants were split into 3 groups, with 5 plants in each group. A fungicide was administered to one group, a control group received no intervention, and a third group received Cina 30 foliar spray once every 15 days. To determine the effectiveness of the suggested intervention in boosting *Pisum sativum* productivity against the Ascochyta blight fungus, measurements of the length of the root, shoot, and pods as well as the number of leaves and pods were made between three groups.

## 2. MATERIAL AND METHODS

### 2.1 STUDY PROCEDURE

- Three groups of infected plants with *Ascochyta* blight were created. A (without intervention), B (fungicide) and C (CINA 30). Each group contains five plants.
- Lesions on the leaves characterised by small irregular brownish black spots.
- Group B was administered fungicide, Group C was given CINA 30, and Group A received no intervention at all.
- All three groups had the onset of pod growth; however, Group A had less pod development and greater fungal toxic symptoms than the other two groups.
- All of the plants in three groups had fungal symptoms on their leaves, pods, and shoots; however, Group A (no intervention) had the most severe symptoms, Group C (CINA 30) had the less, and Group B (fungicide) had the least.

### 2.2 OBSERVATION



Fig. 1




Fig. 2



**GROUP A**

**GROUP B**

**GROUP C**

**LEAVES INFECTED WITH ASCOCHYTA BLIGHT**

**Fig. 3**



**GROUP A**

**GROUP B**

**GROUP C**

**SHOOTS INFECTED WITH ASCOCHYTA BLIGHT**

**Fig. 4**



**GROUP A**

**GROUP B**

**GROUP C**

**PODS INFECTED WITH ASCOCHYTA BLIGHT**

**Fig. 5**




Fig. 6

### 3. RESULTS AND DISCUSSION

#### 3.1 PARAMETERS

**Table 1. Average Length of the Root**

<b>Name of the group</b>	<b>Average Length of Root (cm)</b>
No Intervention (A)	15
Fungicide (B)	27
Cina 30 CH	25

**Table 2. Average Length of the Shoot**

<b>Name of the group</b>	<b>Average Length of Shoot (cm)</b>
No Intervention (A)	62
Fungicide (B)	158
Cina 30 CH	151

**Table 3. Average Length of the Pod**

<b>Name of the group</b>	<b>Average Length of Pod (cm)</b>
No Intervention (A)	4.5
Fungicide (B)	9
Cina 30 CH	7.5

**Table 4. Average Number of leaves**

Name of the group	Average Number of leaves
No Intervention (A)	65
Fungicide (B)	102
Cina 30 CH	96

**Table 5. Average Number of pods**

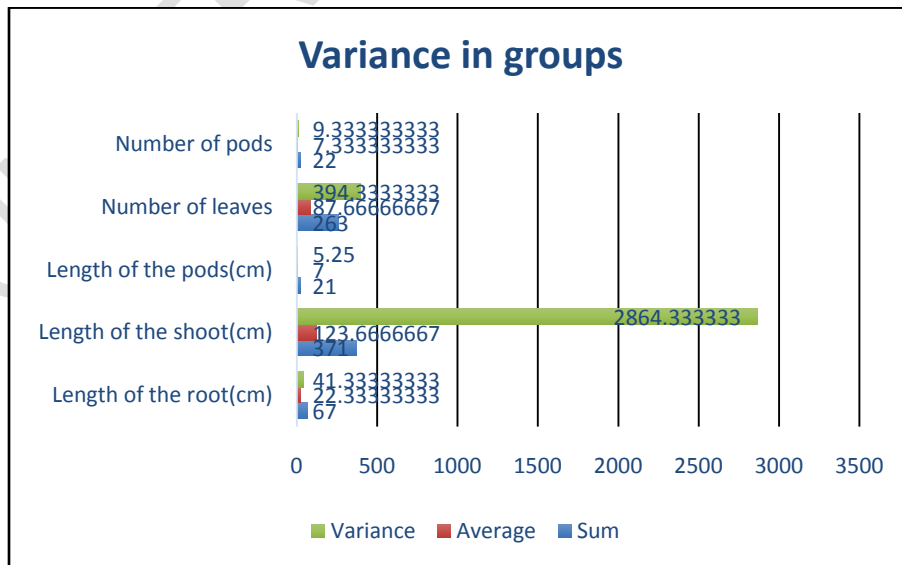
Name of the group	Average Number of pods
No Intervention (A)	4
Fungicide (B)	10
Cina 30 CH	8

### 3.2 STATISTICAL ANALYSIS

A one-way Anova statistical test was used in accordance with the recorded data, which is suitable for this research question.

**Table 6. ANOVA – single factor**

Parameters	Number of groups	Sum	Average	Variance
Length of the root (cm)	3	67	22.33	41.33
Length of the shoot (cm)	3	371	123.66	2864.33
Length of the pod (cm)	3	21	7	5.25
Number of leaves	3	263	87.66	394.33
Number of pods	3	22	7.33	9.33



**Fig. 7**

### **3.2.1 Anova single factor result**

Source of Variation	Sum of squares (SS)	Degree of freedom (df)	Mean Square	F calculated ratio	F crit	P-Value
Between the Groups	33838.93	4	8459.73	12.76	3.47	0.00061
Within the Groups	6629.16	10	662.91			

This table shows that the calculated value of F is 12.76, which is more than the table value of F crit 3.47 at the 5% level with degrees of freedom  $v_1 = 4$  and  $v_2 = 10$ , which shows that this difference is statistically significant. The obtained P value, 0.00061, is less than 0.01, providing strong evidence to reject the null hypothesis and accept the study hypothesis.

Despite the advantages of *Pisum sativum* to agriculture and the national economy its productivity is threatened by biotic and abiotic stressors, including *Ascochyta* blight, which can lead to annual yield losses of 10% to 40% in major pea-growing areas.<sup>[18]</sup> Crop rotation and the use of fungicides are essential for controlling *Ascochyta* blight, but they can also raise production costs, lower yields, and produce fungal resistance.<sup>[10,11]</sup> Considering the expenses of production, the negative consequences of using fungicides, and the benefits and practicality of agro-homeopathy Based on the excellent research outcomes of homeopathic treatments in *Pisum sativum* and Cina in controlling fungal diseases in plants, the purpose of this study was to examine the effectiveness of Cina 30CH in controlling the *Ascochyta* blight fungus in *Pisum sativum* plants.

For the three experimental groups—the group without intervention (A), the group treated with fungicide (B), and the group treated with Cina 30 (C)—the average root length of the plants was 15cm, 27 cm, and 25 cm, respectively and the average shoot length of the plants was 62cm, 158 cm, and 151 cm, respectively. Similar results were found in a study that was conducted to evaluate the possible effects of potentized homeopathic medicine *Arsenicum album* and *Baryta carbonica* on the germination, growth, and photosynthetic activity of pea seedlings (*Pisum sativum* L.). A gradual increase in plant growth was observed with remarkable enhancement of different morphological parameters, surpassing the control set. The shoot length and root length substantially increased in both experimental groups<sup>[19]</sup> The other characteristics, such as pod length, leaf number, and pod number, yielded comparable findings.

In terms of managing the *Ascochyta* blight fungus in *Pisum sativum* with regard to parameters of root, shoot, and pod length, as well as the number of leaves and pods, Group A (no intervention) was more severely impacted, whereas Groups B (fungicide) and C (Cina 30) demonstrated almost equal competence.

## **4. CONCLUSION**

Plant metrics of *Pisum sativum*, such as root, shoot, and pod length, as well as the number of leaves and pods, showed differences across all three experimental groups. Compared to the other two groups, the fungicide-treated group performed better across all research criteria. Furthermore, there is little difference in parameter values between the fungicide and Cina 30 groups. The findings of this research study concluded that CINA 30 is as effective

as a fungicide at improving the characteristics of *Pisum sativum* that are impacted by the *Ascochyta* blight fungus.

Social technologies must be simple, inexpensive, effective, and available to all farmers without requiring costly inputs. Homeopathy's ethical and social potential lends itself well to the toolset of alternative agricultural movements, and it is acknowledged as an effective social technology in agriculture. The findings of this research study address the importance of homeopathy in agriculture, and if farmers are given knowledge of a theoretical and methodological framework that can deal with such complexities on their farms and are able to apply low-cost homeopathic solutions, they will have a unique opportunity to enhance and work with agricultural components.

## REFERENCES

1. Sen S, Chandra I, Khatun A, Chatterjee S, Das NR. Agrohomoepathy: An emerging field of agriculture for higher crop productivity and protection of plants against various stress conditions. *IJRAR*. 2018;5(4):52-6.
2. Singhania PK, Singhania A. Homeopathy in agriculture. *Building Organic Bridges*. 2014; 2:667-70.
3. Manuel MS, Michel OS, Milagro GB, Araceli AQ, Fernando AP, Daulemys BS, Dariel TR, Fabiola AO, Bernardo MA, Alejandra NG, Yarelys FS. Agricultural Homeopathy: A New Insight into Organics. In *Multifunctionality and Impacts of Organic and Conventional Agriculture 2019* May 9. Intech Open.
4. Zia-Ul-Haq M, AHMAD S, AMAROWICZ R, ERCISLI S. Compositional studies of some pea (*Pisum sativum* L.) seed cultivars commonly consumed in Pakistan. *Italian Journal of Food Science*. 2013 Jul 1;25(3).
5. Rungruangmaitree R, Jiraungkoorskul W. Pea, *Pisum sativum*, and its anticancer activity. *Pharmacognosy reviews*. 2017 Jan;11(21):39.
6. Chaudhary N, Singh C, Pathak P, Rathi A, Vyas D. Evaluation of the impact of pathogenic fungi on the growth of *Pisum sativum* L.-A review article. *International Journal of Agricultural Technology*. 2021;17(2):443-64.
7. Ranjbar Sistani N, Kaul HP, Desalegn G, Wienkoop S. Rhizobium impacts on seed productivity, quality, and protection of *Pisum sativum* upon disease stress caused by *Didymellapinodes*: phenotypic, proteomic, and metabolomic traits. *Frontiers in Plant Science*. 2017 Nov 15; 8:1961.
8. Liu N, Xu S, Yao X, Zhang G, Mao W, Hu Q, Feng Z, Gong Y. Studies on the control of *Ascochyta* blight in field peas (*Pisum sativum* L.) caused by *Ascochyta pinodes* in Zhejiang Province, China. *Frontiers in microbiology*. 2016 Apr 12; 7:481.
9. Chilvers MI, Rogers JD, Dugan FM, Stewart JE, Chen W, Peever TL. *Didymellapisi* sp. nov., the teleomorph of *Ascochyta pisi*. *Mycological research*. 2009 Mar 1;113(3):391-400.
10. Warkentin TD, Rashid KY, Xue AG. Fungicidal control of *ascochyta* blight of field pea. *Canadian journal of plant science*. 1996 Jan 1;76(1):67-71.
11. Warkentin TD, Xue AG, McAndrew DW. Effect of mancozeb on the control of *Mycosphaerella* blight of field pea. *Canadian Journal of Plant Science*. 2000 Apr 1;80(2):403-6.
12. Bretag TW, Keane PJ, Price TV. The epidemiology and control of *ascochyta* blight in field peas: a review. *Australian Journal of Agricultural Research*. 2006 Aug 9;57(8):883-902.
13. Chang KF, Ahmed HU, Hwang SF, Gossen BD, Strelkov SE, Blade SF, Turnbull GD. Sensitivity of field populations of *Ascochyta rabiei* to chlorothalonil, mancozeb

and pyraclostrobin fungicides and effect of strobilurin fungicides on the progress of ascochyta blight of chickpea. *Canadian Journal of Plant Science*. 2007 Oct 1;87(4):937-44.

14. Baumgartner S, Thurneysen A, Heusser P. Growth stimulation of dwarf peas (*Pisum sativum* L.) through homeopathic potencies of plant growth substances. *Complementary Medicine Research*. 2004;11(5):281-92.
15. Panda, Manasa & Basu, Aradhana & Manchanda, Raj kumar & Khurana, Anil & Nayak, Debadatta & Dhal, Nabin. Effects of ultra-high diluted (UHD) potentised homeopathic medicines on pea (*Pisum sativum* L.) - a hydroponics study under plant growth chamber. 2018 July 1
16. Baumgartner S, Shah D, Schaller J, Kämpfer U, Thurneysen A, Heusser P. Reproducibility of dwarf pea shoot growth stimulation by homeopathic potencies of gibberellic acid. *Complementary Therapies in Medicine*. 2008 Aug 1;16(4):183-91.
17. Datta SC. Biomedicines-Cina against COVID-19: Controlled Plant Diseases Enriched Science and Technology Communication Green Economy. *International Journal of Research-Granthaalayah*. 2020;8(09):23455.
18. Bretag TW, Keane PJ, Price TV. The epidemiology and control of ascochyta blight in field peas: a review. *Australian Journal of Agricultural Research*. 2006 Aug 9;57(8):883-902.
19. Panda SS, Mohanty SS, Dhal NK. Effects of potentised homeopathic medicines on the germination, growth and photosynthetic activity of *Pisum sativum* L. *Recent research in Science and Technology*. 2013 Jun 27;5(4).