

## Original Research Article

### **Effect of off-season planting dates and varieties on seed quality parameters of soybean (*Glycine max* L.) upon accelerated ageing.**

#### **ABSTRACT**

Formatted: English (United States)

Three soybean varieties AISb-50, Basara and JS-335 were used in the current study in Adilabad. They were seeded on December 15 and January 15, respectively during the Rabi (2021–2022) season. During the off-season, the varieties were sowed on three replications. To make sure that the requirements for the seed quality of off-season soybean (*Glycine max* L. Merrill) at initial, 3 days of ageing and 5 days of accelerated ageing are explained, as well as the results of different varieties and sowing dates. The plants' collected seeds are sent for an examination of their quality. During ~~the course of~~ the experiment, the following features were examined: speed of germination, field emergence (%), electrical conductivity ( $\mu\text{Scm}^{-1} \text{g}^{-1}$ ), and the following: germination (%), seedling length (cm), seedling ~~vigour-vigor~~index I, seedling dry weight (mg), and seedling ~~vigour~~ vigorindex II. The study's conclusions demonstrated how cultivars and planting dates had a substantial impact on the parameters. The 15th January seeded crop (85.78%) had the best germination percentage among the initial, 3 days of aging, and 5 days of accelerated ageing. The AISb-50 variety (88.67%) had the greatest germination percentage among interactions, and the AISb-50 of 15th December (89.00%) had the highest germination percentage. The seedling ~~vigour-vigor~~index I was highest in 15<sup>th</sup> December sown crop (2605), AISb-50 (2447) variety and in JS-335 of 15<sup>th</sup> December (2803). ~~Highest-The highest~~seedling dry weight (mg) was recorded in 15<sup>th</sup> December sown crop (838.40mg), Basara (792.7mg) and in AISb-50 of 15<sup>th</sup> December (853.1mg). Vigour index II was recorded maximum in Basara (65291), 15<sup>th</sup> December sown crop (71541) and in AISb-50 (74571) of 15<sup>th</sup> December. While field emergence % was highest in 15<sup>th</sup> December (81.22%), JS-335(83.17%) and in JS-335, AISb-50 of 15<sup>th</sup> December sown crop (84.33%).

The seed quality parameters ~~was~~ recorded at ~~the~~ initial stage ~~was-were~~ higher for the above parameters except for electrical conductivity, whereas ~~the~~ highest electrical conductivity was recorded after 5 days of ageing in ~~the~~ 15th January crop (65.75  $\mu\text{Scm}^{-1} \text{g}^{-1}$ ), Basara (82.50  $\mu\text{Scm}^{-1} \text{g}^{-1}$ ) and in Basara of 15th January (85.00  $\mu\text{Scm}^{-1} \text{g}^{-1}$ ). It was noticed that seed quality parameters ~~was-were~~ significantly affected by sowing date, varieties, and accelerated ageing, the freshly harvested seed had good seed quality compared to the aged seed

**KEY WORDS/KEYWORDS:** *Glycine max* L., seed quality, accelerated ageing, varieties, dates of sowing.

## INTRODUCTION:

*Glycine max* L. Merrill, or soybeans, are one of the most significant economic oilseed crops. It is a substantial source of protein (40%) and oil (20%) for consumption by humans and animals, and it provides 25% of the production of vegetable oil. Its sprouted grains provide a significant quantity of Vitamin C and it has a fair number of minerals, salts, and vitamins (thiamine and riboflavin). Soybean is a great source of fiber and ~~is~~ low in fat. Because of their antioxidative, antitumoral, and anti-athero sclerotic properties, soybean isoflavones are good for human health (Davis et al., 1999). With an area of 3.95 lakh hectares, productivity of 12.45 q ha<sup>-1</sup>, and output of 12.50 million tons, India is the world's fifth-largest producer of soybeans.

The seed quality of soybean is low due to various constraints. The different varieties of soybean are sensitive to changes in environmental conditions where the crop is being grown (Calvono, 2003) and seed deterioration during storage is one of the ~~reason~~ ~~reasons~~ for low productivity in soybean, as well as ageing conditions adversely affect the seed ~~vigour-vigor~~ (Tatic et al., 2012). ~~The early~~ ~~Early~~ or late planting significantly reduces the crop yield (Board et al., 1996), seed germination (Andric et al., 2007), (Tekrony et al., 1980) and grain yield (Egli and Cornelius, 2009). Mainly soybean seed production is being taken up during *kharif* season. For the past few years, incessant rains ~~coincide~~ ~~have~~ ~~coincided~~ with pod maturity stage of the crop which results in in-situ germination that

results in a shortage of quality seed. In such a situation contingency seed production especially in the off-season is very much essential. Hence there is a need to identify the best planting time and ideal genotypes for enhanced quality seed production during offseason in Telangana state.

## MATERIAL AND METHODS

The experiment was conducted at the Agricultural Research Station, Adilabad (Telangana) during the Rabi season 2021-22. It consisted of three duplicated varieties: AISb-50 (V1), Basara (V2), and JS-335 (V3), and two planting dates: December 15 (D1) and January 15 (D2). Black cotton soils made up the experiment field's soil. The day before seeding, the crop received a pre-sowing irrigation. The crop thereafter received irrigations based on need. 30 x 10 cm seed spacing was used to raise the crop. A nutritional treatment of 40 kilogram K<sub>2</sub>O, 60 kg P<sub>2</sub>O<sub>5</sub>, and 30 kg N was treated per acre. Two equal applications of nitrogen were made: one at the time of seeding and the other thirty days later (DAS). Pendimethalin (3 ml/liter) was sprayed as a weed control.

The seed harvested from the plants are cleaned and carried for seed quality analysis at the initial stage and some seeds are subjected to accelerated ageing for 3 days and 5 days to conduct the following quality parameters viz., Germination test as per ISTA using between paper method, the number of normal seedlings are counted on 8<sup>th</sup> day by following formula

$$\text{Germination \%} = \frac{\text{Number of normal seedlings}}{\text{Total number of seeds placed}} \times 100$$

Seedling length (cm) is calculated by taking ten random seedlings on the 8<sup>th</sup> day and root and shoot lengths were measured.

Seedling vigour index I was calculated using a formula and expressed in whole numbers.

$$\text{SVI-I} = \text{Germination (\%)} \times \text{Seedling length (cm)},$$

**Seedling dry weight (mg)** was determined by measuring the length of 10 typical seedlings, which were then placed in butter paper bags and heated to  $85 \pm 10C$  for a whole day. They were subsequently weighed using an electronic balance.

**Seedling ~~vigour~~ vigor index II** is calculated by the formula

$$\text{SVI-II} = \text{Germination (\%)} \times \text{Seedling dry weight (cm)}$$

**Field emergence (%)** was calculated by

$$\text{Field emergence (\%)} = \frac{\text{Number of seedlings emergence at 8th day}}{\text{Total number of seeds sown}} \times 100$$

**Speed of germination** by using the formula

$$\text{Speed of germination} = \sum (N_1/d_1 + N_2-N_1/d_2 \dots \dots \dots N_n-N_{n-1}/d_n),$$

Where, N = number of seeds germinated on the day,

d = serial number of days

**Electrical conductivity ( $\mu\text{Scm}^{-1} \text{g}^{-1}$ )** was also calculated

$$\text{Electrical conductivity } (\mu\text{Scm}^{-1} \text{g}^{-1}) = \frac{\text{Sample reading } (\text{S cm}^{-1} \text{g}^{-1}) - \text{Blank reading}}{\text{Weight of the replicate (g)}}$$

The data was analyzed using a Completely Randomized Block Design, the Critical difference (CD) was calculated and the means were compared to a 5% level of significance.

## RESULTS AND DISCUSSION

### Effect of sowing dates on seed quality parameters of soybean upon accelerated ageing.

The analysis of variance is shown in Tables 1-2, and the impact of accelerated ageing and sowing dates on seed quality indicators ~~are~~ is covered below.

The germination percentage for the first and fifth AAT sowing dates revealed a non-significant difference; the third AAT exhibited a significant difference, with the 15th December seeded crop showing the greatest germination percentage at 77.22%. Age-related germination is gradually declining, as seen by the lowest germination percentage of 67.55%

obtained on January 15th, when the crop was sowed at 5 AAT and the results were found to be comparable. These results are consistent with those of (Uem and Unioeste, 2003), who found that while optimal sowing dates provided more favorable climatic conditions for soybean seed growth, a higher percentage of germination was seen in seeds from optimal sowing dates than in delayed planting.

The crop sowed on December 15 at initial and 3 AAT (30.50cm, 25.18cm) had a much greater germination rate, according to the data, whereas 5 AAT showed no significant difference for this feature. (Kumar et al., 2011) found that earlier seeding in Niger resulted in longer seedlings, which supports our findings.

The seedling ~~vigour~~-~~vigor~~ index I demonstrated a significant difference at initial and 3 AAT in the crop seeded on December 15th, with a greater ~~vigour~~-~~vigor~~ index at initial (2605) and 3 AAT (1946) depending on the sowing date differences. For 5 AAT, a non-significant difference in vigor index (1403, 1349) was observed for both sowing dates. According to (Singh et al., 1986), cotton seeds from early bolls had the greatest seedling vigor index I. According to the study, the seedling vigor index decreased as age progressed, which is consistent with studies on ground nuts (Sung and Jeng, 1994) and chickpeas (Dumbre, 2007).

Significantly higher seedling dry weight was found in the 15<sup>th</sup> December sown crop at initial, 3 AAT and 5 AAT viz., 838.40mg, 785.57 mg, 705.17mg. Among all the lowest seedling dry weight was shown by 15<sup>th</sup> January sown crop of 5 AAT (489.60 mg).

In contrast, greater vigor index II was discovered at the initial stage (71541), followed by 3 AAT (60755) and 5 AAT (49853), for the crop sowed on December 15th. The seedling ~~vigour~~-~~vigor~~ index II was shown to be considerably superior at initial, 3 AAT, and 5 AAT. However, the crop seeded on January 15 at 5 AAT (33021) showed the noticeably lowest seedling ~~vigour~~-~~vigor~~ index II. These results are in line with those of Rahman et al. (2013) and Farhadi et al. (2012), who found that the best times to sow beans produced plants with higher vigor indexes, and that faster aging led to a decrease in seedling vigor index II, which was linked to lower germination rates and lower seedling dry weights.

Formatted: English (United States)

Formatted: English (United States)

Formatted: English (United States)

It was discovered that there was no discernible variation in the rate of germination between the first planting dates of 3 AAT and 5 AAT. The crop that was first sowed on December 15th had the non-significantly highest value (23.44). For three AAT, the rates of germination on the two seeding dates—December 15, 19:58, and January 15, 20:01—were found to be comparable.

The crop seeded on December 15th showed the lowest field emergence (%) at 5 AAT (41.78%), whereas the crop sown on January 15th showed the highest field emergence (%) at initial (81.22%), followed by 3 AAT (72.89%) and 5 AAT (60.78%). Different planting dates and faster aging are the causes of the decline in field emergence. These results were in line with those of Luka Andric et al. (2007), who found that as soybeans aged, physiological stress decreased the quality of the seeds, resulting in decreased field emergence and seed ~~vigour~~vigor.

Formatted: English (United States)

Formatted: English (United States)

The initial stage of the crop sowed on December 15th had the lowest electrical conductivity, measuring 45.49  $\mu\text{Scm}^{-1}\text{g}^{-1}$ . For this feature, there was no statistically significant difference seen between the first sowing dates (3 AAT) and 5 AAT. On January 15, delayed sowing was found to have higher electrical conductivity, measuring 65.75  $\mu\text{Scm}^{-1}\text{g}^{-1}$  at 5 AAT. The findings showed that seeds' electrical conductivity increased with rapid aging, which is consistent with findings from Basra et al. (2003) about cotton. Delays in planting also resulted in higher electrical conductivity.

#### **Effect of varieties on seed quality parameters of soybean upon accelerated ageing.**

The varieties' germination percentages at initial, 3 AAT, and 5 AAT revealed a significant difference. The varieties with the greatest germination percentages were AISb-50 (88.67%) at initial, JS-335 (78.72%) at 3 AAT, and JS-335 (73.34%) at 5 AAT. At first, there was no discernible difference between JS-335 and Basra for this feature. The lower rate of seed germination can be attributed to cellular alterations that transpired when the seeds were exposed to elevated temperatures and relative humidity levels. Plate 1 shows a considerable fall in germination percentage with increased aging. In pigeon pea, Kalpana and Madhava Rao (1991) similarly showed a similar decline in germination %.

At the beginning and third AAT, there was no statistically significant variation in the length of the seedlings for any variety. However, at the fifth AAT, JS-335 had ~~the~~ substantially longer seedlings (21.14 cm), whereas AISb-50 had ~~the~~ significantly shorter seedlings (18.62 cm). At 3 AAT, it was discovered that the variants Basara, JS-335, and AISb-50 were comparable to one another. After maturing, the length of the seedling decreased; these findings are consistent with those of Edje and Burris (1970) on soybeans.

JS-335 of 3 AAT, 5 AAT (1966, 1553) was shown to have significantly superior seedling ~~vigour~~-~~vigor~~ index I, while the cultivars Basara and AISB-50 had non-significant differences in this attribute. In contrast, initial research revealed parity in the varieties JS-335 (2397), AISb-50 (2447), and Basara (2260). These agree with the findings of Babalad et al. (1996) for ~~soybeans~~~~soybeans~~.

For seedling dry weight (mg) the varieties showed a significant difference with the highest dry weight in Basara (792.7mg) at the initial stage, ~~where as~~~~whereas~~ AISb-50 and JS-335 were found to be on par. The variety AISb-50 was found to have a significantly lowest seedling dry weight of 694.7mg. The trait showed a non-significant difference for the varieties at 3 AAT and 5 AAT. As seed ~~ageing~~-~~aging~~ progressed, seedling dry weight and seed reserve depletion percentage decreased significantly in varieties of soybean. ▲

Formatted: English (United States)

The varieties differed considerably in this feature at the beginning, 3 AAT, and 5 AAT. Basara (65291) had the greatest seedling vigor index II at the beginning, followed by JS-335 (52212) at 3 AAT, and JS-335 at 5 AAT (45205). AISb-50 (37618) of 5 AAT had the considerably lowest seedling vigor index II of all. The seedling vigour index II decreased with rapid aging; these findings are consistent with those of Farhadi et al. (2012) in chickpea.

The difference among the varieties revealed that speed of germination was significantly superior for JS-335 at initial, 3 AAT and 5AAT *viz.*, 25.70, 23.90 and 20.64. At initial stage the varieties AISb-50 (24.38) and JS-335 (25.70) found to be on par with each other. Where ~~as~~-significantly lowest speed of germination was found in Basara at 5

days of accelerated [ageing-aging](#)(14.29). [Similar-A similar](#) result was found by (Saha and Sultana, 2008) in soybean.

The field emergence (%) showed significant difference for varieties, with highest field emergence in JS-335 at initial (83.17%), 3 AAT (77.84%) and 5 AAT (66.84%), where as AISb-50 showed lowest field emergence of 38.83% at 5 AAT. The varieties Basara (51.17%), AISb-50 (53.50%) found to be on par with each other for 3 AAT.

Significantly lowest electrical conductivity ( $\mu\text{Scm}^{-1}\text{g}^{-1}$ ) was found in JS-335 at initial stage, 3 AAT (37.02, 41.96  $\mu\text{Scm}^{-1}\text{g}^{-1}$ ) and in AISb-50 at 5AAT (54.57  $\mu\text{Scm}^{-1}\text{g}^{-1}$ ), where as the varieties JS-335 and AISb-50 at initial and 5 AAT showed non-significant difference for this trait. The electrical conductivity increases upon ageing among the varieties, whereas similar findings was reported by (Panobianco and Vieira, 2007) in soybean.

#### **Effect of interaction between varieties and dates of sowing on seed quality parameters of soybean upon accelerated ageing**

The interaction effect showed significantly highest germination percentage in AISb-50 of 15<sup>th</sup> December (89.00%), where as lowest was found in Basara of 15<sup>th</sup> December (80.67%) at initial stage (Table 2 and Plate 1). After 3 AAT this trait exhibited significant superiority for JS-335 of 15<sup>th</sup> December (81.67%), where as remaining interactions are found to be on par with each other except Basara of 15<sup>th</sup> January (68.00%). Significantly superior germination % was shown by JS-335 variety sown on 15<sup>th</sup> December. Among all the variety Basara of 15<sup>th</sup> January exhibited lowest germination percentage (60.33%).

The interaction between varieties and dates of sowing revealed that significant difference was shown for this trait with higher seedling length in JS-335 of 15<sup>th</sup> December at initial, 3 AAT and 5 AAT viz., 32.50cm, 26.60cm and 21.54cm. Whereas the lowest length was recorded in AISb-50 of 15<sup>th</sup> December sown crop (18.00cm) at 5 AAT. These results are in accordance with the findings of (Farhadi *et al.*, 2012) in cotton, stated that upon accelerated ageing there is decrease in seedling length of varieties.

15<sup>th</sup>December

15<sup>th</sup>January



Formatted: Font: (Default) Times New Roman

Formatted: Font: (Default) Times New Roman

Initial



3DAA

Formatted: Font: (Default) Times New Roman

Formatted: Font: (Default) Times New Roman



5DAA

Formatted: Font: (Default) Times New Roman

Formatted: Font: (Default) Times New Roman

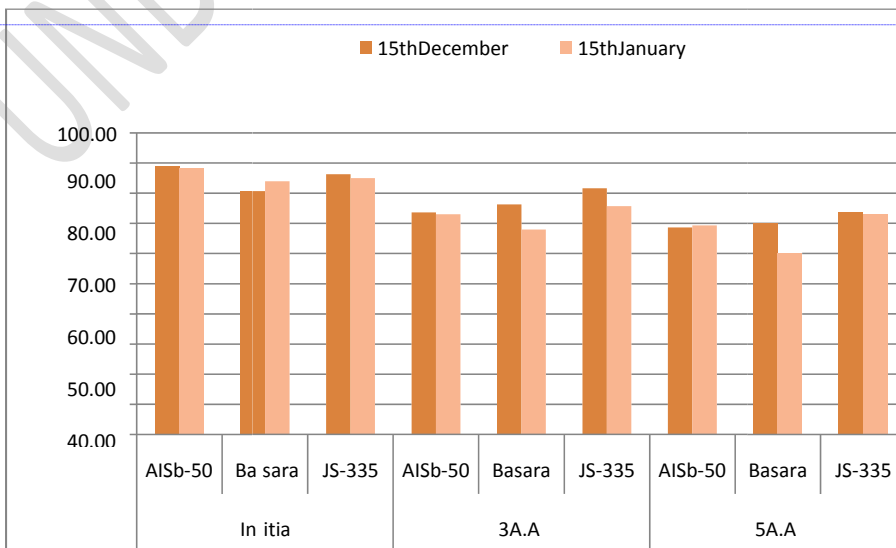
**Plate1.Effectsofsowingdatesongermination(%)ofsoybeanvarietyessownatAdilabadduringoff-season**

\*3DAA-3daysofacceleratedageing

\*5DAA-5daysofacceleratedageing

Formatted: English (United States)

Formatted: English (United States)



Formatted: English (United States)

Formatted: English (United States)

**Fig 1: Effect of dates of sowing and varieties on germination (%) of soybean seed produced during off-season at Adilabad**

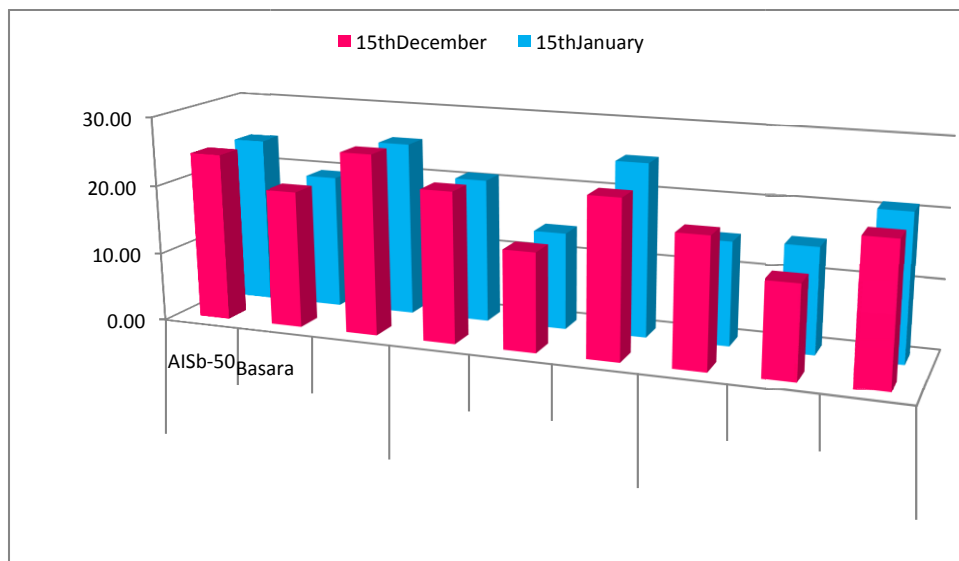
Significantly highest seedling vigour index I was found in JS-335 of 15<sup>th</sup> December sown crop among all the interactions at initial (2803), 3 AAT (2169) and 5 AAT (1592). The seedling vigour index I was highest at initial stage compared to 5 AAT, while lowest vigour index I was shown in Basara (1196) of 15<sup>th</sup> January sown crop. The study reveals that with an advancement of ageing the seedling vigour index was declined, which is in line with the studies of (Sung and Jeng, 1994) in ground nut.

Formatted: English (United States)

Formatted: English (United States)


Among the treatments significantly higher seedling dry weight (mg) was found in JS-335 of 15<sup>th</sup> December sown crop at initial (853.1 mg), 3 AAT (842 mg) and 5 AAT (773.2mg), with the increase of ageing period the seedling dry weight is declined as lowest seedling dry weight (mg) was recorded in JS-335 of 15<sup>th</sup> January sown crop (464.2mg).

Seedling vigour index II was found to be significantly superior for the variety AISb-50 sown on 15<sup>th</sup> December at initial (73597), JS-335 at 3 AAT (68890) and in JS-335 at 5 AAT (56545) sown on 15<sup>th</sup> December, whereas the varieties sown on 15<sup>th</sup> January showed non-significant difference for this trait for 3 days of accelerated ageing. These findings are similar with the results of (Alvarenga and Marcos-Filho, 2014) in cotton.



**Fig 2: Effect of dates of sowing and varieties on speed of germination of soybean seed produced during off-season at Adilabad**

The results revealed that among the interactions significantly superior speed of germination was found in JS-335 sown on 15<sup>th</sup> December (26.07) at initial stage, JS-335 at 3 AAT (25.06) and 5 AAT (21.00) of 15<sup>th</sup> January sown crop. Upon 5 AAT lowest speed of germination was found in Basara sown on 15<sup>th</sup> December (13.27).



Formatted: Font: (Default) Times New Roman

Formatted: Font: (Default) Times New Roman



Formatted: Font: (Default) Times New Roman

Formatted: Font: (Default) Times New Roman

3DAA

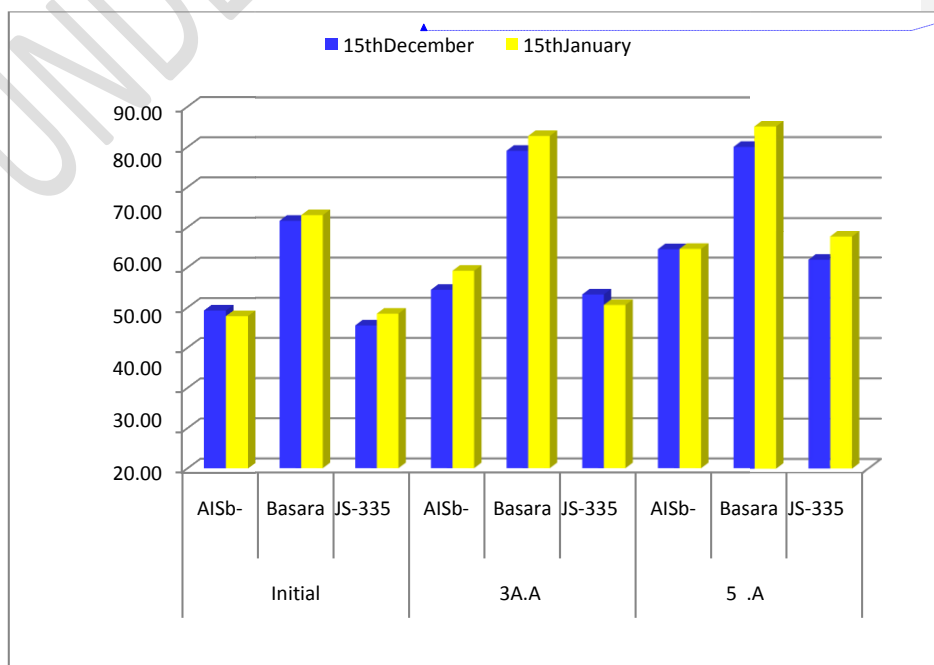


Formatted: Font: (Default) Times New Roman

Formatted: Font: (Default) Times New Roman

5DAA

Plate2..Effects of sowing dates on field emergence (%) of soybean varieties sown at Adilabad during off-season



Formatted: English (United States)

A

**Figure 3. Effect of dates of sowing and varieties on electrical conductivity ( $\mu\text{Scm}^{-1}\text{g}^{-1}$ ) of soybean seed produced during off-season at Rajendranagar**

The interaction between varieties and dates of sowing revealed that the field emergence (%) was significantly higher for JS-335 of 15<sup>th</sup> December sown crop at initial, 3 AAT respectively and in 5 AAT viz., 84.33%, 81.00% and 70.67%. ~~Where as~~ ~~Whereas~~ lowest field emergence (%) was exhibited in Basara of 15<sup>th</sup> January sown crop at initial (47.67%) and at 3 AAT (33.33%). These results were consistent with the findings of (Luka Andric et al., 2007) in soybean who reported that seed ~~vigour~~ ~~vigor~~ and field emergence in soybean ~~was were~~ reduced upon ageing as physiological stress reduces the seed quality of ~~soybeans~~ ~~soybeans~~.

Among the interactions lowest electrical conductivity ( $\mu\text{Scm}^{-1}\text{g}^{-1}$ ) was found in JS-335 of 15<sup>th</sup> December sown crop with values of  $35.55\mu\text{Scm}^{-1}\text{g}^{-1}$  at initial,  $43.26\mu\text{Scm}^{-1}\text{g}^{-1}$  at 3 AAT and  $51.88\mu\text{Scm}^{-1}\text{g}^{-1}$  at 5 AAT and among all the varieties Basara showed more electrical conductivity (Table 3) Upon accelerated ageing there is an increase in electrical conductivity among the interactions, meanwhile, the variety Basara sown on 15<sup>th</sup> January showed higher electrical conductivity  $85.00\mu\text{Scm}^{-1}\text{g}^{-1}$  for 5 AAT. Irrespective of the dates of sowing and ageing period studied the variety Basara showed very high electrical conductivity which indicates ~~the~~ more leakage of leachates. This may be due to the lack of intactness of the seed coat. The varieties AISb-50 and JS-335 showed less leachates and more storability which is evident from lower EC levels at different ageing ~~studied~~ ~~studies~~.

Formatted: English (United States)

Formatted: English (United States)

Formatted: English (United States)

Formatted: English (United States)

The candidate manuscript does not have a robust scientific discussion. I suggest the authors incorporate the suggested paragraphs, in this way, it would improve the scientific quality of the manuscript.

**Formatted:** Body Text, Left, Indent: First line: 0", Right: 0.01", Space Before: 3 pt, After: 3 pt, Line spacing: Multiple 1.15 li, Tab stops: 1", Left

**Formatted:** Font color: Auto

The paper investigates the impact of off-season planting dates and varieties on seed quality parameters of soybean soybeans, particularly focusing on the accelerated aging process. This research was conducted in Adilabad, where soybean cultivation faces unique challenges related to agro-environmental factors (Bertorelli and Olivares, 2020; Hernandez et al. 2018c), climate dynamics (Campos, 2023; Olivares, 2023), soil characteristics (Olivares, 2022; Olivares et al. 2022), and agronomic management practices typical of tropical environments in Latin America (Olivares et al. 2016a; 2016b; Camacho et al. 2018).

Understanding the effects of off-season planting dates and varieties on seed quality parameters is of paramount importance for soybean production in these regions. Soybean (*Glycine max* L.) is a major crop globally, contributing significantly to food security and agricultural economies (Hernandez et al. 2018a; 2018b). However, achieving optimal seed quality is essential for ensuring successful crop establishment and maximizing yield potential, especially in off-season cultivation scenarios (Cortez et al. 2019; Hernandez et al. 2017).

The findings of this study provide valuable insights into the interactions between planting dates, soybean varieties, and seed quality parameters under off-season conditions (Hernandez and Olivares, 2019; Hernandez et al. 2020). By evaluating parameters such as germination speed, field emergence, electrical conductivity, seedling length, seedling vigor index, seedling dry weight, and vigor index II, the research elucidates the impact of different factors on seed quality throughout the aging process (Montenegro et al. 2021a; 2021b).

The observed variations in seed quality parameters highlight the significance of planting dates and soybean varieties in influencing seed performance (Cortez et al. 2018; Parra et al. 2013; Guevara et al. 2012a). For instance, the study identifies the 15th January

sowing date as yielding the highest germination percentage, while certain varieties, such as AISb-50, exhibit superior performance across multiple parameters. Additionally, the analysis of electrical conductivity after accelerated aging underscores the deterioration of seed quality over time, emphasizing the importance of timely seed harvesting and storage practices(Guevara et al. 2012b).

The implications of these findings extend beyond academic discourse to practical applications in soybean cultivation in tropical environments (Parra et al. 2012; Parra et al. 2017). Farmers, agricultural extension services, and policymakers can utilize this research to optimize planting schedules (Rodríguez et al. 2013), select suitable varieties, and implement effective seed management strategies to enhance soybean productivity and quality(Parra et al. 2018; Olivares et al. 2015).

In conclusion, the investigation into off-season planting dates and varieties' effects on soybean seed quality parameters offers valuable scientific insights with direct relevance to agricultural practices in tropical environments of Latin America (Zingaretti et al. 2017; Vilorio et al. 2023). By addressing the complex interplay between agro-environmental factors (Zingaretti and Olivares, 2018), agronomic management practices(Zingaretti and Olivares, 2019), and seed quality dynamics, this study contributes to the development of sustainable soybean production strategies, ultimately fostering agricultural resilience (Cortez et al. 2016b; Hernandez and Olivares, 2020)and food security in the region(Cortez et al. 2016a; Olivares et al. 2016; Olivares, 2018).

Formatted: English (United States)

## **CONCLUSION:**

The seed quality parameters ~~was~~were significantly affected by sowing date, varieties and accelerated ageing, the freshly harvested seed of 15<sup>th</sup> December sown crop had good seed quality compared to the seed subjected to 3 AAT and 5 AAT.

## **REFERENCES:**

\*Tekrony D M. 1995. Accelerated ageing. In: vander venter. HA (ed.) ISTA vigour test seminar. ISTA: 53-72.

[Alvarenga R O and Marcos-Filho J. 2014. Vigor evaluation of stored cotton seeds, including the Seed Vigor Imaging System \(SVIS®\). Journal of Seed Science. 36\(2\):222-230.](#)

[Andric L, Teklic T, Vratarić M, Sudarić, A and Duvnjak, V. 2007. Soybean seed vigour and field emergence under influence of cultivar, seed age and planting date. Cereal Research Communication. 35:177–180.](#)

[Babalad H B, Lingaraju B S and Radder G D. 1996. Studies on soybean cultivation during non-traditional Rabi / Summer under irrigation conditions. Journal of Oilseed Research. 13\(1\): 66-69.](#)

[Basra S M A, Ahmad N, Kha M M, Iqbal N and Cheema M A. 2003. Assessment of cotton seed deterioration during accelerated ageing. Seed Science and Technology.31:531-540.](#)

[Bertorelli, M., & B.O. Olivares. \(2020\). Population fluctuation of \*Spodoptera frugiperda\* \(J.E. Smith\) \(Lepidoptera: Noctuidae\) in sorghum cultivation in Southern Anzoátegui, Venezuela. Journal of Agriculture University of Puerto Rico, 104\(1\):1-16. <https://doi.org/10.46429/jaupr.v104i1.18283>](#)

[Calvino P A, Sadrasc V O and Andradeb F H. 2003. Quantification of environmental and management effects on the yield of late-sown soybean. Field Crops Research. 83: 67–77.](#)

[Camacho, R., Olivares, B., Avendaño, N. \(2018\). Agri-food landscapes: an analysis of the livelihoods of indigenous Venezuelans. Revista de Investigación. 42\(93\):130-153. <https://n9.cl/9utqc>](#)

[Campos, B.O. Fusarium Wilt of Bananas: A Threat to the Banana Production Systems in Venezuela. In: Banana Production in Venezuela. The Latin American Studies Book Series. Springer, Cham. 2023, \[https://doi.org/10.1007/978-3-031-34475-6\\\_3\]\(https://doi.org/10.1007/978-3-031-34475-6\_3\)](#)

Formatted: Portuguese (Brazil)

Formatted: Spanish (Spain, International Sort)

[Cortez, A., Olivares, B., Lobo, D., Parra, R., Rey, J.C. y Rodríguez, M.F. \(2016b\). Study of Meteorological Drought in the Venezuelan Plains using the Standardized Precipitation Index. Revista Acta Nova. 7 \(3\):266-283. \[http://www.scielo.org.bo/pdf/ran/v7n3/v7n3\\\_a04.pdf\]\(http://www.scielo.org.bo/pdf/ran/v7n3/v7n3\_a04.pdf\)](#)

**Formatted:** Spanish (Spain, International Sort)

**Formatted:** Portuguese (Brazil)

[Cortez, A., Olivares, B., Parra, M., Lobo, D., Rey, J.C., Rodríguez, M.F. \(2019\). Systematization of the Standardized Precipitation Index calculation as a methodology to generate meteorological drought information. Rev. Fac. Agron. \(LUZ\). 36\(2\):209-223. <https://n9.cl/4spjjp>](#)

**Formatted:** Spanish (Spain, International Sort)

**Formatted:** Spanish (Spain, International Sort)

[Cortez, A., Olivares, B., Parra, R., Lobo, D., Rodríguez, M.F. y Rey, J.C. \(2018\). Description of meteorological drought events in localities of the central mountain range, Venezuela. Ciencia, Ingenierías y Aplicaciones. I \(1\):22-44. DOI: <http://dx.doi.org/10.22206/cyap.2018.vlil.pp23-45>.](#)

[Cortez, A., Rodríguez, M.F., Rey, J.C., Ovalles, F., González, W., Parra, R., Olivares, B., Marquina, J. \(2016a\). Space-time variability of precipitation in Guárico state, Venezuela. Rev. Fac. Agron. \(LUZ\) 33 \(3\): 292-310. <https://n9.cl/pmdck>](#)

**Formatted:** Spanish (Spain, International Sort)

**Formatted:** Spanish (Spain, International Sort)

[Dumbre A D. 2007. A report of research work done in Seed Technological Research Unit, MPKV, Rhuri, R.R.C. Seed Physiology, Storage and Testing. 41-46.](#)

[Edje O T and Burris J S. 1970. Physiological and biochemical changes in deteriorating soybean seeds. Proceedings of the Association of Official Seed Analysts.60 \(3\): 158-166.](#)

[Egli D B and Cornelius P L. 2009. A regional analysis of the response of soybean yield to planting date. Agronomy Journal. 101: 330-335.](#)

[Farhadi R and Rahmani M R. 2012. The effect of Artificial ageing on germination components and seedling growth of Basil \(\*Ocimum basilicum\* L.\) seeds. Journal of Agriculture and Food. Technology. 2\(4\):69-72.](#)

[Guevara, E. Olivares, B., Demey, J. \(2012a\) The Use of Climate Biomarkers in Agricultural Production Systems, Anzoategui, Venezuela. Revista Multiciencias, 12 \(2\): 136-145. <https://n9.cl/ak22r>](#)

[Guevara, E., Olivares, B., Demey, J. \(2012b\). Use of and Demand for Agrometeorological Information in Agricultural Production Systems, State of Anzoátegui, Venezuela. Revista Multiciencias, 12 \(4\): 372-381. <https://n9.cl/yuyd>](#)

[Hernández, R. & Olivares, B. \(2019\). Ecoterritorial sectorization for the sustainable agricultural production of potato \(\*Solanum tuberosum\* L.\) in Carabobo, Venezuela. Agricultural Science and Technology, 20\(2\): 339-354. \[https://doi.org/10.21930/rcta.vol20\\\_num2\\\_art:1462\]\(https://doi.org/10.21930/rcta.vol20\_num2\_art:1462\)](#)

Formatted: Portuguese (Brazil)

[Hernández, R., Olivares, B. \(2020\). Application of multivariate techniques in the agricultural land's aptitude in Carabobo, Venezuela. Tropical and Subtropical Agroecosystems, 23\(2\):1-12. <https://n9.cl/zeedh>](#)

Formatted: Portuguese (Brazil)

[Hernandez, R.; Olivares, B.; Arias, A; Molina, JC., Pereira, Y. \(2020\). Eco-territorial adaptability of tomato crops for sustainable agricultural production in Carabobo, Venezuela. Idesia, 38\(2\):95-102. <http://dx.doi.org/10.4067/S0718-34292020000200095>](#)

[Hernández, R; Olivares, B. Arias, A; Molina, JC., Pereira, Y. \(2018a\). Agroclimatic zoning of corn crop for sustainable agricultural production in Carabobo, Venezuela. Revista Universitaria de Geografía..., 27 \(2\): 139-159. <https://n9.cl/12m83>](#)

[Hernández, R; Olivares, B., Arias, A; Molina, JC., Pereira, Y. \(2018b\). Identification of potential agroclimatic zones for the production of onion \(\*Allium cepa\* L.\) in Carabobo, Venezuela. Journal of the Selva Andina Biosphere., 6 \(2\): 70-82. \[http://www.scielo.org.bo/pdf/jsab/v6n2/v6n2\\\_a03.pdf\]\(http://www.scielo.org.bo/pdf/jsab/v6n2/v6n2\_a03.pdf\)](#)

Formatted: Portuguese (Brazil)

Hernández, R; Olivares, B., Coelho, R., Molina, JC., Pereira, Y. (2018c). Spatial analysis of the water index: an advance in the adoption of sustainable decisions in the agricultural territories of Carabobo, Venezuela. *Revista Geográfica de América Central*. 60 (1): 277-299. DOI: <https://doi.org/10.15359/rgac.60-1.10>

Formatted: Portuguese (Brazil)

Formatted: Portuguese (Brazil)

Hernández, R; Pereira, Y; Molina, JC; Coelho, R; Olivares, B y Rodríguez, K. (2017). Calendario de siembra para las zonas agrícolas del estado Carabobo en la República Bolivariana de Venezuela. Sevilla, Spain, Editorial Universidad Internacional de Andalucía. 247 p. <https://n9.cl/sjbvk>

Formatted: Spanish (Spain, International Sort)

INDIASTAT. 2020-21. Statistical data of soybean area, production, productivity in India. <http://www.indiastat.com>.

Kalpana R and Madhava Rao K V. 1991. Physiology and biochemical changes in stored seeds of pigeon pea. *Journal of the Indian Botanical Society*. 70:74-76.

Kumar B N M, Vyakaranahal B S, Deshpande V K and Kenchanagoudar P V. 2011. Influence of sowing dates on production of seed yield in niger (*Guizotia abyssina* Cass.). *Karnataka Journal of Agricultural Sciences*. 24(3):289-293.

Luka Andric, Tihana T, Marija V, Aleksandra S and Vinko D. 2007. Soybean Seed Vigour and Field Emergence under Influence of Cultivar, Seed Age and Planting Date. *Cereal Research Communications* .35:177-180.

Montenegro, E; Pitti, J; Olivares, B. (2021a). Adaptation to climate change in indigenous food systems of the Teribe in Panama: a training based on CRISTAL 2.0. *Luna Azul*. 51 - 2, pp. 182 - 197. <https://n9.cl/qwvwz>.

Formatted: Portuguese (Brazil)

Formatted: Portuguese (Brazil)

Montenegro, E; Pitti, J; Olivares, B. (2021b). Identification of the main subsistence crops of Teribe: a case study based on multivariate techniques. *Idesia*. 39 - 3, pp. 83 - 94. <http://dx.doi.org/10.4067/S0718-34292021000300083>

Formatted: Spanish (Spain, International Sort)

Olivares B, Vega A, Calderón MAR, Rey JC, Lobo D, Gómez JA, Landa BB. (2022). Identification of Soil Properties Associated with the Incidence of Banana Wilt

Using Supervised Methods. Plants, 11(15):2070.  
<https://doi.org/10.3390/plants11152070>

Olivares B. (2022). Machine Learning and the New Sustainable Agriculture: Applications in Banana Production Systems of Venezuela. Agricultural Research Updates. 42, 133 - 157.

Olivares, B. 2018. Tropical conditions of seasonal rain in the dry-land agriculture of Carabobo, Venezuela. La Granja: Journal of Life Sciences. 27(1):86-102.  
<http://doi.org/10.17163/lgr.n27.2018.07>

Olivares, B., Cortez, A., Muñetones, A. y Casana, S. 2016a. Strategic Elements of Organizational Knowledge Management for Innovation. Case: Agrometeorology Network. Revista Digital de Investigación en Docencia Universitaria. 10 (1): 68-81.  
<http://dx.doi.org/10.19083/ridu.10.446>

**Formatted:** Spanish (Spain, International Sort)

**Formatted:** Spanish (Spain, International Sort)

Olivares, B., Cortez, A., Rodríguez, M.F, Rey, J.C. y Lobo, D. 2016b. Development of the information system of the network of alternative rain gauges in rural areas. Case: Anzoátegui, Venezuela. Acta Universitaria 26 (4):65-76. DOI: 10.15174/au.2016.961

**Formatted:** Portuguese (Brazil)

Olivares, B., Rodríguez, M.F, Cortez, A., Rey, J.C., Lobo, D. (2015). Physical Natural Characterization of Indigenous Community Kashaama for Sustainable Land Management. Acta Nova. 7 (2):143-164. <https://n9.cl/6gezo>

**Formatted:** Spanish (Spain, International Sort)

**Formatted:** Portuguese (Brazil)

Olivares, B., Zingaretti, M.L., Demey Zambrano, J.A., Demey, J.R. (2016). Typification of agricultural production systems and the perception of climatic variability in Anzoátegui, Venezuela. Revista FAVE - Ciencias Agrarias 15 (2): 39-50.  
<https://doi.org/10.14409/fa.v15i2.6587>

Olivares, B.O. Evaluation of the Incidence of Banana Wilt and its Relationship with Soil Properties. In: Banana Production in Venezuela. The Latin American Studies Book Series. Springer, Cham. 2023, [https://doi.org/10.1007/978-3-031-34475-6\\_4](https://doi.org/10.1007/978-3-031-34475-6_4)

**Formatted:** Portuguese (Brazil)

[Panobianco M and Vieira R D. 2007. Electrical conductivity and deterioration of soybean seeds exposed to different storage conditions. Revista Brasileira de Sementes. 29\(2\):97-105.](#)

[Parra, R., Olivares, B., Cortez, A. 2017. Characterization of precipitation patterns in Anzoátegui state, Venezuela. \*Ería\*. 3 \(3\): 353-365. <https://doi.org/10.17811/er.3.2017.353-365>](#)

Formatted: Portuguese (Brazil)

Formatted: Spanish (Spain, International Sort)

[Parra, R., Olivares, B., Cortez, A. y Rodríguez, M.F. \(2012\). Patterns of rainfall homogeneity in climatic stations of the Anzoátegui state, Venezuela. \*Revista Multiciencias\*. 12 \(Extraordinario\): 11-17. <https://n9.cl/xbslq>](#)

[Parra, R., Olivares, B., Cortez, A. y Rodríguez, M.F. 2013. Application of statistics procedures for the quality control of the monthly rainfall series in the Venezuelan Oriental Plains. \*Rev. Fac. Agron. \(LUZ\)\*. 30 \(3\): 367-391.](#)

Formatted: Spanish (Spain, International Sort)

Formatted: Spanish (Spain, International Sort)

[Parra, R., Olivares, B., Cortez, A., Lobo, D., Rodríguez, M.F. y Rey, J.C. 2018. Characteristics of the meteorological drought \(1980-2014\) in two agricultural localities in the Venezuelan Andes \*Revista de Investigación\*. 42\(95\):38-55. <https://n9.cl/7o7n1>](#)

Formatted: Portuguese (Brazil)

[Rahman M M, Rahman M M and Hussain M M. 2013. Effect of sowing date on germination and vigour of soybean \(\*Glycine max L.\*\) seeds. \*The Agriculturists\*. 11\(1\): 67-75.](#)

[Rodríguez, M.F., Cortez, A., Olivares, B., Rey, J.C, Parra, R. y Lobo, D \(2013\). Análisis espacio temporal de la precipitación del estado Anzoátegui y sus alrededores. \*Agronomía Tropical\* 63 \(1-2\): 57-65. <https://n9.cl/14iow>](#)

Formatted: Spanish (Spain, International Sort)

[Saha R R and Sultana, W. 2008. Influence of seed ageing on growth and yield of soybean. \*Bangladesh Journal of Botany\*. 37\(1\): 21-26.](#)

[Singh R K and Ram H H. 1986. Inheritance study of soybean seed storability using an accelerated ageing test. \*Field Crop Research\*.13: 89-98.](#)

- [Sung J M and Jeng T L. 1994. Lipid peroxidation and peroxide scavenging enzymes associated with accelerated aging of peanut seed. \*Physiology Plantarum\*. 91: 51-55.](#)
- [Tatic M, Balesevici M, Dordevic V, Miklic V, Vujakovic M and Dukic V. 2012. Vigor of sunflower and soybean ageing seed. \*Helia\*. 35\(56\): 119-126.](#)
- [Tirakannavar S, Shekhargouda M, Merwade M.N, Kukanoor,L and Bellad S.B. 2006. Seed quality as influenced by Accelerated Ageing and Natural Ageing in Bitter Gourd \(\*Momordica charantia\* L.\). \*Seed Research\*. 34\(1\):66.](#)
- [Uem and Unioeste. 2003. Sowing seasons and quality of soybean seeds. \*Scientia Agricola\*. 60: 245-252.](#)
- [Viloria, J.A.; Olivares, B.O.; García, P.; Paredes-Trejo, F.; Rosales, A. \(2023\). Mapping Projected Variations of Temperature and Precipitation Due to Climate Change in Venezuela. \*Hydrology\* 10, 96. <https://doi.org/10.3390/hydrology10040096>](#)
- [Zingaretti, M.L., Olivares, B., \(2019\). Application of multivariate methods for the characterization of periods of meteorological drought in Venezuela. \*Revista Luna Azul\*. 48, 172:192. <http://dx.doi.org/10.17151/luaz.2019.48.10>](#)
- [Zingaretti, ML; Olivares, B. \(2018\). Analysis of the meteorological drought in four agricultural locations of Venezuela by the combination of multivariate methods. \*UNED Research Journal\*. 10 \(1\):181-192. <http://dx.doi.org/10.22458/urj.v10i1.2026>](#)
- [Zingaretti, M.L., Olivares, B., Demey Zambrano, J.A. y Demey, J.R. 2017. Application of the STATIS-ACT method to the rain regime in the Venezuelan Oriental Region. \*UNED Research Journal\* 9\(1\): 97-106. <https://investiga.uned.ac.cr/revistas/index.php/cuadernos/article/view/1684/1904>](#)

- Andrie L, Teklic T, Vrataric M, Sudaric, A and Duvnjak, V. 2007. Soybean seed vigour and field emergence under influence of cultivar, seed age and planting date. *Cereal Research Communication*. 35:177–180.
- Alvarenga R O and Marcos Filho J. 2014. Vigor evaluation of stored cotton seeds, including the Seed Vigor Imaging System (SVIS®). *Journal of Seed Science*. 36(2):222–230.
- Babalad H B, Lingaraju B S and Radder G D. 1996. Studies on soybean cultivation during non-traditional Rabi / Summer under irrigation conditions. *Journal of Oilseed Research*. 13(1): 66–69.
- Basra S M A, Ahmad N, Kha M M, Iqbal N and Cheema M A. 2003. Assessment of cotton seed deterioration during accelerated ageing. *Seed Science and Technology*. 31:531–540.
- Calvino P A, Sadrase V O and Andrade F H. 2003. Quantification of environmental and management effects on the yield of late sown soybean. *Field Crops Research*. 83: 67–77.
- Edje O T and Burrell J S. 1970. Physiological and biochemical changes in deteriorating soybean seeds. *Proceedings of the Association of Official Seed Analysts*. 60 (3): 158–166.
- Egli D B and Cornelius P L. 2009. A regional analysis of the response of soybean yield to planting date. *Agronomy Journal*. 101: 330–335.
- Dumbre A D. 2007. A report of research work done in Seed Technological Research Unit, MPKV, Rahuri, R.R.C. *Seed Physiology, Storage and Testing*. 41–46.
- Farhadi R and Rahmani M R. 2012. The effect of Artificial ageing on germination components and seedling growth of Basil (*Ocimum basilicum* L.) seeds. *Journal of Agriculture and Food Technology*. 2(4):69–72.

- INDIASTAT. 2020-21. Statistical data of soybean area, production, productivity in India. <http://www.indiastat.com>.
- Kalpana R and Madhava Rao K V. 1991. Physiology and biochemical changes in stored seeds of pigeon pea. *Journal of the Indian Botanical Society*. 70:74-76.
- Kumar B N M, Vyakaranahal B S, Deshpande V K and Kenchanagoudar P V. 2011. Influence of sowing dates on production of seed yield in niger (*Guizotia abyssina* Cass.). *Karnataka Journal of Agricultural Sciences*. 24(3):289-293.
- Luka Andric, Tihana T, Marija V, Aleksandra S and Vinko D. 2007. Soybean Seed Vigour and Field Emergence under Influence of Cultivar, Seed Age and Planting Date. *Cereal Research Communications*. 35:177-180.
- Panobianco M and Vieira R D. 2007. Electrical conductivity and deterioration of soybean seeds exposed to different storage conditions. *Revista Brasileira de Sementes*. 29(2):97-105.
- Rahman M M, Rahman M M and Hussain M M. 2013. Effect of sowing date on germination and vigour of soybean (*Glycine max* L.) seeds. *The Agriculturists*. 11(1): 67-75.
- Saha R R and Sultana, W. 2008. Influence of seed ageing on growth and yield of soybean. *Bangladesh Journal of Botany*. 37(1): 21-26.
- Singh R K and Ram H H. 1986. Inheritance study of soybean seed storability using an accelerated ageing test. *Field Crop Research*. 13: 89-98.
- Sung J M and Jeng T L. 1994. Lipid peroxidation and peroxide scavenging enzymes associated with accelerated aging of peanut seed. *Physiology Plantarum*. 91: 51-55.
- Tatic M, Balesevic M T S, Dordevic V, Miklic V, Vujakovic M and Dukic V. 2012. Vigor of sunflower and soybean ageing seed. *Helia*. 35(56): 119-126.

~~\*Tekrony D.M. 1995. Accelerated ageing. In: vander venter. HA (ed.) ISTA vigour test seminar. ISTA: 53-72.~~

~~Tirakannanavar S, Shekhargouda M, Merwade M.N, Kukanoor, L and Bellad S.B. 2006. Seed quality as influenced by Accelerated Ageing and Natural Ageing in Bitter Gourd (Momordica charantia L.). Seed Research. 34(1):66.~~

~~Uem and Unioeste. 2003. Sowing seasons and quality of soybean seeds. Scientia Agricola. 60: 245-252.~~

UNDER PEER REVIEW

**Table 1 Analysis of variance for seed quality parameter of off season soybean (Adilabad)**

Source of variation	df	Germination (%)			Seedling length (cm)		
		Initial	3 AAT	5AAT	Initial	3AAT	5AAT
Location (A)	1	0.889	112.500*	46.772	145.636**	11.045	0.094
Varieties (B)	2	60.222*	72.056	100.167*	0.442	7.796	9.541*
A × B	2	9.556	23.167	47.389	19.242**	3.807	1.574
Error (B)	12	15.500	20.556	17.889	2.733	4.670	1.426
Total	17	19.203	32.330	32.735	12.812	5.311	2.320

Source of variation	Df	Seedling vigour index I			Seedling dry weight (mg)		
		Initial	3 AAT	5AAT	Initial	3AAT	5AAT
Location (A)	1	1010094.000**	255612.500*	12906.890	163039.500**	346333.900**	209088.900**
Varieties (B)	2	56650.500	133266.700	140458.200**	14414.330*	2130.890	11785.320
A × B	2	217622.100*	55962.00	29932.390	20355.340*	12118.990*	29088.670*
Error (B)	12	36428.390	34802.550	11368.670	2971.730	2586.160	4684.270
Total	17	117398.800	61864.730	28830.120	15778.800	23874.560	20414.60

\*,\*\* represent significance at 5% level.

Source of variation	Df	Seedling vigour index II			Speed of germination		
		Initial	3 AAT	5AAT	Initial	3AAT	5AAT
Location (A)	1	1168265000.00**	2628318000.00**	1274856000.00**	0.642	0.845	0.405
Varieties (B)	2	21607160.00	70143000.00	86355970.00*	60.024**	151.821**	61.265**
A × B	2	228408900.00**	95294770.00*	199103100.00**	0.157	4.245	13.385**
Error (B)	12	27921510.00	19024890.00	12795010.00	5.145	1.120	1.417
Total	17	117844400.00	187499600.000	117606700.00	10.750	19.201	9.806

Source of variation	Df	Field emergence (%)			Electrical conductivity( $\mu\text{Scm}^{-1}\text{g}^{-1}$ )		
		Initial	3 AAT	5AAT	Initial	3AAT	5AAT
Location (A)	1	1027.556**	2616.056**	1624.500**	4.371	16.994	58.681
Varieties (B)	2	751.167**	1308.667**	1219.556**	1203.850**	2700.807**	1549.537**
A × B	2	234.722**	366.222**	172.667*	7.130	23.725	14.216
Error (B)	12	24.056	24.222	26.722	10.468	10.651	24.589
Total	17	193.412	368.029	278.212	150.115	329.051	204.780

\*,\*\* represent significance at 5% level

Treatment	Germination (%)			Seedling length(cm)			Seedling vigour index I			Seedling dryweight(mg)		
	Initial	3 AAT	5 AAT	Initial	3 AAT	5 AAT	Initial	3 AAT	5 AAT	Initial	3 AAT	5 AAT
<b>D1</b>	85.33	77.22	70.78	30.50	25.18	19.76	2605	1946	1403	838.40	785.57	705.17
<b>D2</b>	85.78	72.22	67.55	27.63	23.61	19.91	2131	1708	1350	648.03	508.17	489.60
<b>V1</b>	88.67	73.34	69.00	28.47	25.15	18.62	2447	1844	1289	694.70	659.70	546.50
<b>V2</b>	82.34	72.17	65.17	28.27	23.09	19.74	2260	1670	1287	792.70	625.20	627.00
<b>V3</b>	85.67	78.67	73.34	30.47	24.95	21.14	2397	1967	1553	742.40	655.70	618.70
<b>D1V1</b>	89.00	73.67	68.67	30.57	25.23	18.00	2721	1856	1240	838.70	792.50	574.20
<b>D1V2</b>	80.67	76.33	70.00	28.43	23.70	19.74	2290	1812	1377	823.40	722.20	768.10
<b>D1V3</b>	86.33	81.67	73.67	32.50	26.60	21.54	2803	2169	1592	853.10	842.00	773.20
<b>D2V1</b>	88.33	73.00	69.33	26.37	25.07	19.24	2172	1830	1338	550.60	526.09	518.70
<b>D2V2</b>	84.00	68.00	60.33	28.10	22.47	19.74	2229	1528	1196	761.90	528.20	485.90
<b>D2V3</b>	85.00	75.67	73.0	28.43	23.30	20.74	1991	1764	1514	631.60	469.40	464.20
<b>GM</b>	85.56	74.72	69.17	27.66	24.40	19.83	2368	1827	1377	743.22	646.87	597.40
<b>C.D. @5%</b>												
<b>D</b>	4.04	4.66	4.34	1.70	2.22	1.23	196.03	191.61	109.51	55.99	52.23	70.30
<b>V</b>	4.95	5.70	5.32	2.08	2.72	1.50	240.09	234.67	134.13	68.57	63.97	86.10
<b>DxV</b>	7.00	8.07	7.52	2.94	3.84	2.12	339.54	331.88	189.68	96.98	90.47	121.76
<b>C.V.(%)</b>	4.60	6.07	6.12	5.98	8.86	6.02	8.06	10.21	7.75	7.34	7.86	11.46
<b>S. Em.(±)</b>	2.27	2.62	2.44	0.95	1.25	0.69	110.19	107.71	61.56	31.47	29.36	39.51
<b>SE.d.</b>	3.21	3.70	3.45	1.35	1.76	0.98	155.84	152.32	87.06	44.51	41.52	55.88

**Table 2 Effect of sowing dates and varieties on seed quality parameters of soybean.**

Treatment	Seedling vigour index II			Speed of germination			Field emergence (%)			Electrical conductivity( $\mu\text{Scm}^{-1}\text{g}^{-1}$ )		
	Initial	3 AAT	5 AAT	Initial	3 AAT	5 AAT	Initial	3 AAT	5 AAT	Initial	3 AAT	5 AAT
<b>D1</b>	71541	60755	49854	23.44	19.58	17.40	81.22	72.89	60.78	45.49	55.57	62.14
<b>D2</b>	55429	36587	33022	23.06	20.01	17.10	66.11	48.78	41.78	46.47	57.51	65.75
<b>V1</b>	61507	48412	37618	24.38	21.31	16.84	76.50	53.50	38.83	38.62	46.79	54.57
<b>V2</b>	65291	45389	41489	19.68	14.19	14.29	61.34	51.17	48.17	62.31	80.88	82.50
<b>V3</b>	63657	52212	45205	25.70	23.90	20.64	83.17	77.84	66.84	37.02	41.96	54.76
<b>D1V1</b>	74571	58432	39398	24.43	21.74	18.67	84.33	68.67	53.33	39.30	44.42	54.53
<b>D1V2</b>	66454	54942	53617	19.83	14.27	13.27	75.00	69.00	58.33	61.61	79.03	80.00
<b>D1V3</b>	73597	68890	56545	26.07	22.74	20.27	84.33	81.00	70.67	35.55	43.26	51.88
<b>D2V1</b>	48443	38391	35838	24.33	20.87	15.00	68.67	38.33	24.33	37.93	49.16	54.61
<b>D2V2</b>	64127	35835	29361	19.53	14.10	15.30	47.67	33.33	38.00	63.01	82.73	85.00
<b>D2V3</b>	53716	35534	33865	25.33	25.06	21.00	82.00	74.67	63.00	38.48	40.65	57.64
<b>GM</b>	63485	48671	41437	23.25	19.80	17.25	73.67	60.83	51.28	45.98	56.54	63.94
<b>C.D. @5%</b>												
<b>D</b>	5427	4480	3674	2.33	1.09	1.22	5.04	5.06	5.31	3.32	3.35	5.09
<b>V</b>	6647	5487	4500	2.85	1.33	1.50	6.17	6.19	6.50	4.07	4.11	6.24
<b>DxV</b>	9400	7759	6363	4.04	1.88	2.12	8.73	8.76	9.20	5.76	5.81	8.82
<b>C.V.(%)</b>	8.32	8.96	8.63	9.75	5.35	6.90	6.66	8.09	10.08	7.04	5.77	7.76
<b>S. Em.(±)</b>	3051	2518	2065	1.31	0.61	0.69	2.83	2.84	2.98	1.87	1.88	2.86

<b>SE.d.</b>	4314	3561	2921	1.85	0.86	0.97	4.00	4.02	4.22	2.64	2.66	4.05
--------------	------	------	------	------	------	------	------	------	------	------	------	------

**Table 3 Effect of sowing dates and varieties on seed quality parameters of soybean.**

UNDER PEER REVIEW