

## Original Research Article

### IMPACT OF DIFFERENT SUBSTRATES ON GROWTH AND YIELD OF *Schizophyllum commune* Fr.

#### ABSTRACT

*Schizophyllum commune* Fr. is an edible medicinal mushroom also known as white rot fungus that develops naturally on dead woods which belongs to the phylum Basidiomycetes, order Agaricales family Schizophyllaceae. Mushroom was cultivated on 6 locally available substrates including different saw dust i.e. Babool (*Vachellianilotica*), Bija (*Petrocarpus marsupium*), Sal (*Shorearobusta*), Sagwan (*Tectonagrandis*) and different straw i.e. Paddy straw (PS) and Wheat straw (WS). Among the different substrates, on an average WS took shortest time for mycelial run (6.50 days), longest time (8.62 days) taken by Bija (*P. marsupium*). Pinhead initiation was fastest (8.50 days) observed in WS while Bija (*P. marsupium*) took more time period (10.62 days) for pinhead initiation. The Maximum yield was observed in WS (148.37 gm) with biological efficiency (29.6%) followed by PS (116.12 gm) with biological efficiency (23.2%). The lowest yield was observed in saw dust of Bija (*P. marsupium*) (60.50 gm) with biological efficiency (10.40%). There was significant difference in yield when supplement (wheat bran) was mixed with substrates, however there was no significant difference observed in mycelial run and pinhead initiation. The spawned bags were incubated at 28°C ± temperature and 80-90% humidity in incubation room for better development of mycelia.

**Key words-** *S. commune*, Substrates, Supplement, Yield, B.E.

#### 1. Introduction

The *S. commune* fruiting body is a small flabelliform (fan-shaped), hairy, stipeless white cap, which belong to the phylum Basidiomycetes, order Agaricales, family Schizophyllaceae. Takemoto *et al.*, (2010), reported that this mushroom grow abundantly during the raining season, found in the dead tree bark and on the branches of living trees, but as it spreads, the tree will no longer be able to survive. According to (Yimet *et al.*, 2013) this fungus can be found in both sub-tropical and tropical woods. It is frequently used as a food ingredient, particularly in Asian nations because it contains nutrients that are good for the body like protein, fiber, and carbohydrates

Comment [A1]: spelling

Comment [A2]: put comma after agaricales

Comment [A3]: remove observed

Comment [A4]: spelling

Comment [A5]: spelling

(Krupodorova&Barshteyn, 2015). Additionally, *S. commune* extract has the ability to treat diseases brought on by bacteria and fungi, making it a potential antibacterial agent, according to Mirfatet *al.*, (2014) but due to its potent therapeutic qualities like Schizophyllan, an anti-cancer chemical and immune-stimulant, is another ingredient found in this fungus, according to (Oi and Liu, 2000). Due to their easy cultivation, rising popularity, and nutritional value, *S. commune* and other therapeutic mushrooms are now produced in greater quantities (Chang and Buswell, 1996; Wasser, 2002). Therefore the study was undertaken to cultivate *S. commune* on locally available different substrates like different wood saw dust and agricultural residues and their effect on production of the mushroom.

Comment [A6]: check sentence grammar

## 2. MATERIALS AND METHODS

### 2.1 Experimental site

All research experiments were carried out at the Mushroom Research Laboratory, Department of Plant Pathology, College of Agriculture, Indira Gandhi KrishiVishwavidyalaya (IGKV), Raipur (C.G.).

### 2.2 Preparation of planting spawn

It was prepared by using 250 g of wheat grains in empty 500 ml glucose bottles or flasks. Boiled wheat grains were placed in bottles/flasks and sterilized at 121.6°C under 15 lb/inch<sup>2</sup>. After cooling, they were aseptically inoculated with mycelial disks (1cm<sup>2</sup>) of pure culture of *S. commune* which prepared on PDA medium by inoculating tissue of *S. commune* fruiting body and incubated at room temperature. The inoculated bottles were frequently checked for contamination; those that revealed contamination were promptly rejected, while those that shown uniform, silky, smooth mycelial growth covering all grains were put to use in experiments.

Comment [A7]: which was

### 2.3 Substrate evaluation for growth and yield

#### 2.3.1 Preparation of cultivation substrate

Table 1. Collection of different wood saw dust

S.n.	English name	Local name	Scientific name	family
1.	Acasianilotica	Babool	<i>Vachelianilotica</i>	Fabaceae

2.	Indian kino tree	Bija	<i>Petrocarpus marsupium</i>	Fabaceae
3.	Shorearobusta	Sal	<i>Shorearobusta</i>	Dipterocarpaceae
4.	Teak wood	Sagwan	<i>Tectonagrandis</i>	Lamiaceae

**Table 2. Preparation of different wood saw dust**

**Composition of the substrate**

Saw dust	500g
Wheat bran	250g
CaCO <sub>3</sub>	10g
MgSO <sub>4</sub>	1g
water	1liter

For this purpose, different substrates viz. saw dust (babool, bija, sal, sagwan), wheat straw, paddy straw, were used to see their effect on mycelial run, primordial initiation, and yield. Wheat straw and paddy straw was dipped in plain water for 6-7 hours then excess water was drained and spread on sloppy cemented floor until the moisture content of the substrate was remained 65-70%. Thereafter, appropriate amounts of wheat bran, CaCO<sub>3</sub> and MgSO<sub>4</sub> were mixed in each substrate. Saw dust were well mixed with appropriate amounts of wheat bran, CaCO<sub>3</sub> and MgSO<sub>4</sub> than sprinkle 1 liter of water for and left for 20 minutes for maintaining moisture than used for spawning.

**Comment [A8]:** remove remained instead can include approximately

**Comment [A9]:** and then sprinkled with

**Comment [A10]:** remove for

**Comment [A11]:** during

The prepared substrate (500 g dry weight) was filled in poly propylene bags (12 " x 18" -150 gauges) and plugged with non-absorbent cotton by ring. The bags were sterilized at 121.6°C for 2 hours. After sterilization bags were allowed for cooling for overnight on next day sterilized bags were inoculated aseptically by grain spawns of *S. commune* @ 10% dry weight basis of substrate. After inoculation each bag was sealed with non-absorbent cotton and shaken for 03 minutes and placed in growing room. Five replications for each substrate was maintained and observations for number of days

**Comment [A12]:** remove for

**Comment [A13]:** remove on and include and the

required for mycelial run, primordial initiation, yield per bag(g) and B.E. (%) was recorded.

### 2.3.2 Effect of wheat bran supplement on yield

Wheat bran used as supplement at 2:1 ratio and mixed with cultivation substrate to obtain better yield.

Comment [A14]: bran was

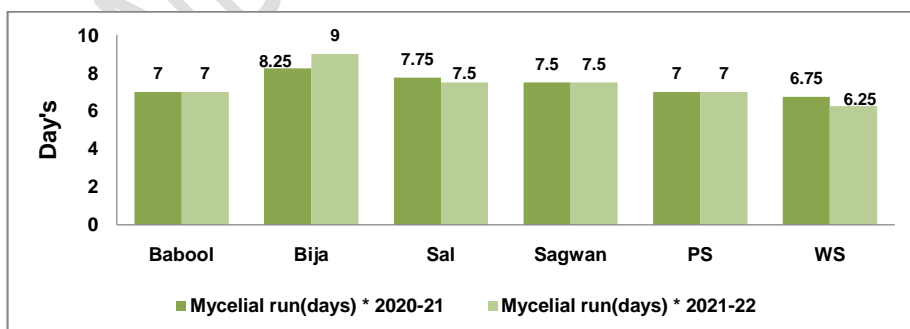
## 3.RESULT AND DISCUSSION

### 3.1 Mycelial run

From the table 3 it is appeared that time required for mycelial run by *S. commune* on different substrate in both years (2020-2021). During 2020-21, significant fastest mycelial run was recorded on wheat straw (6.75 days) followed by paddy straw (7.00 days), saw dust of babool (7.00 days), saw dust of sagwan (7.50 days), saw dust of sal (7.75 days) which were at par with each other while it was delayed on saw dust of bija (8.25 days) and mycelial run period did not differ with sagwan and sal. During 2021-22, result was same as 2020-21 for mycelial run, wheat straw took faster time (6.25 days) as compared to other substrate followed by paddy straw (7.00), saw dust of babool (7.00 days), saw dust of sal (7.50) and sagwan (7.50) which was at par. However slower mycelial run was observed in saw dust of bija (9.00 days). On an average of 2 years data showed that wheat straw required less (6.50 days) period for mycelial run whereas (8.62 days) time period taken by saw dust of bija. In other substrate mycelial run period were at par with each other.

Comment [A15]: where is Table -3

Comment [A16]: correct the sentence



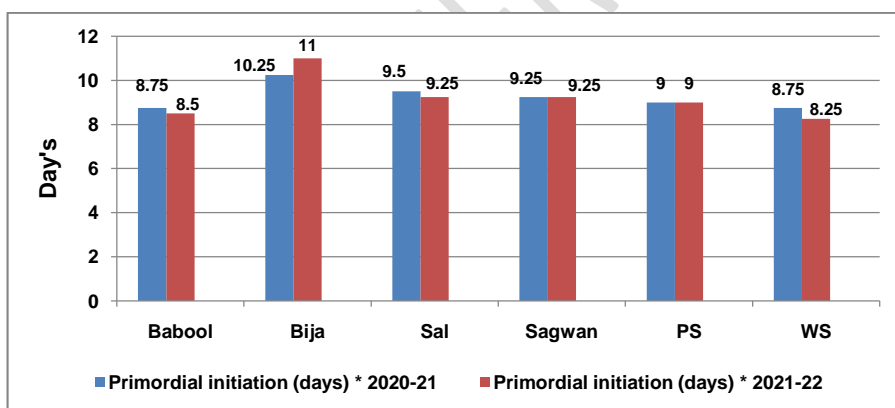
**Fig.1 Impact of different substrates on mycelial run of *S. commune*.**

### 3.2 primordial initiation

During 2020-21, earlier primordial initiation was found on saw dust of babool tree and wheat straw (8.75 days) followed by paddy straw (9.00 days), saw dust of sal (9.50 days) and saw dust of sagwan (9.25 days) which were at par with each other while more (10.25 days) days taken by saw dust of bija. The time required for primordial initiation during 2021-22 was also similar as 2020-21 on different substrates. Quickest primordial initiation was noted on wheat straw (8.25 days) followed by babool tree (8.75 days), paddy straw (9.00 days), sal tree (9.25 days) and sagwan tree (9.25 days) while bija tree took more (11.00 days). On an average of 2 years of data indicate that the time required for primordial initiation varied from (8.50-11.00 days) on different substrates and note lesser time (8.50 days) taken by wheat straw while more (11.00 days) time period recorded in saw dust of bija tree.

**Comment [A17]:** P capital

**Comment [A18]:** Days were



**Fig.2 Impact of different substrates on primordial initiation of *S. commune*.**

### 3.3 Yield

The fresh yield of *S. commune* significantly influenced by evaluated different substrates during 2020 and 2021. During 2020-21 significantly higher yield was obtained from wheat straw (150.50gm) as compared to other substrates while lower

**Comment [A19]:** was significantly

**Comment [A20]:** remove evaluated

**Comment [A21]:** the two year of study period (remove year)

(57.25gm) procured from saw dust of bija tree. The other substrate *i.e.* babool ,sal , sagwan and paddy straw gave 94.74,71.50, 67.00 and 102.25 gm fresh yield. The yield obtained from babool, sal, sagwan saw dust and paddy straw was statistically at par with each other. During 2021-22 it was noticed that the pattern was same as 2020-21. Fresh yield of *S. commune* higher in wheat straw (146.25gm) followed by paddy straw (130.00 gm), babool (97.75) gm, sal tree (81.50gm) and sagwan (71.25gm) while lower (63.75gm) yield obtained from saw dust of bija tree. The yield obtained from babool, sal, sagwan did not differ from each other but differ from paddy straw. The average data of two years indicate that wheat straw (148.37) gm produced higher yield as compared to other substrates.

Comment [A22]: was higher

Comment [A23]: was obtained

Comment [A24]: differed

Comment [A25]: is it mushroom or wheat straw- make the result clear

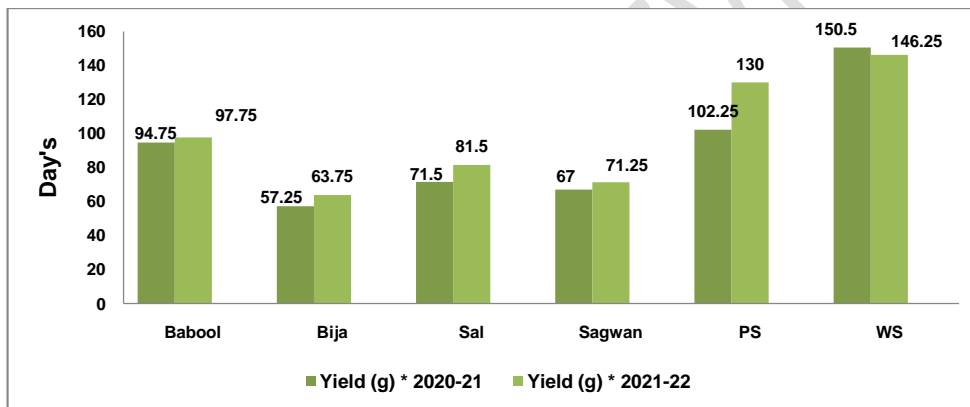


Fig.3 Impact of different substrates on yield of *S. commune*.

### 3.4 Biological efficiency

The biological efficiency of *S. commune* in different substrates was similar in accordance with that of fresh yield and it was highest (30.10%) recorded in wheat straw followed by paddy straw (20.45%) saw dust of babool (18.95%) sal (14.30%) sagwan (13.40%) while lowest B.E. was noticed in bija (11.45%) during year 2020-21. During 2021-22, biological efficiency on different substrate varied from 12.75 to 29.25%. Maximum (29.25%) B.E. of *S. commune* was obtained from wheat straw next were paddy straw (26%), sal (16.30%), sagwan (14.25%) while minimum was found on sawdust of bija (12.75%). The pooled data of two year biological efficiency is similar to

fresh yield and it was highest (29.67%) recorded on wheat straw followed by paddy straw (23.22%), saw dust of babool (19.25%), sal (15.30%), sagwan (13.22%) while lower biological efficiency was observed in bija (12.10%).

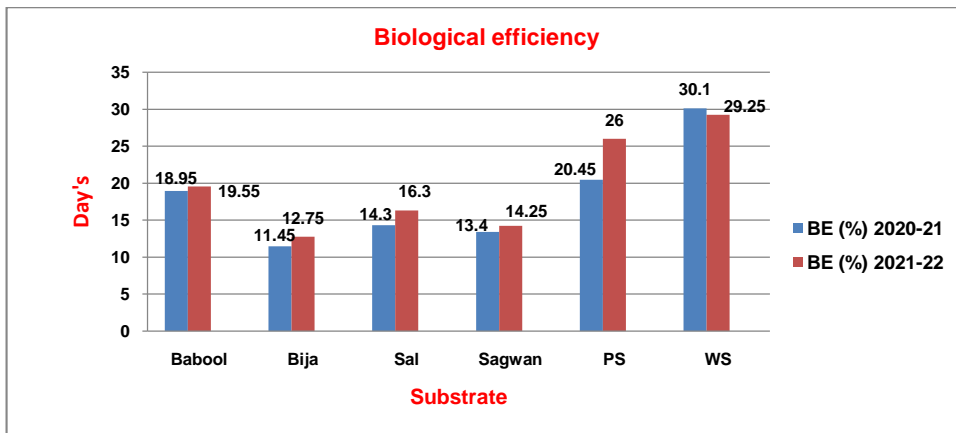



Fig.4 Impact of different substrates on Biological efficiency of *S. commune*.



**Fig 5. Impact of different substrates on growth and yield attributing parameters of *S. commune*.**

**Table3. Impact of different substrates on growth and yield attributing parameters**

S.N	Substrate	Spawn run (days) *			Pinhead initiation (days) *			Yield (g) *			BE (%)		
		2020-21	2021-22	Average	2020-21	2021-22	Average	2020-21	2021-22	Average	2020-21	2021-22	Average
1.	Babool	7.00	7.00	7.00	8.75	8.50	8.62	94.75	97.75	96.25	18.95	19.55	19.25
2.	Bija	8.25	9.00	8.62	10.25	11.00	10.62	57.25	63.75	60.50	11.45	12.75	12.10
3.	Sal	7.75	7.50	7.62	9.50	9.25	9.37	71.50	81.50	76.50	14.30	16.30	15.30
4.	Sagwan	7.50	7.50	7.50	9.25	9.25	9.25	67.00	71.25	69.12	13.40	14.25	13.82
5.	PS	7.00	7.00	7.00	9.00	9.00	9.00	102.25	130.00	116.12	20.45	26	23.22
6.	WS	6.75	6.25	6.50	8.75	8.25	8.50	150.50	146.25	148.37	30.10	29.25	29.67
	SE(m) ±	0.27	0.30		0.28	0.27		16.47	6.62				

Comment [A26]: how many observations

of *S. commune*.

	CD (5%)	0.80	0.91		0.86	0.80		49.33	19.83				
--	---------	------	------	--	------	------	--	-------	-------	--	--	--	--

\*Average of four replication, PS-Paddy straw, WS-wheat straw

### 3.5 Discussion

In the present investigation locally available different agricultural residues and saw dust of different trees were evaluated to see their impact on growth and yield parameters of *S. commune*. Among them wheat straw, babool saw dust and paddy straw took less time for mycelial run, pinhead initiation and also were found as highest yielder, followed by saw dust of sal, sagwan while bija tree saw dust took more days to complete mycelial run and gave lowest yield. The significant variation was recorded in the biological efficiency of *S. commune* mushroom grown on sawdust of different wood saw dust and other agricultural residues paddy straw and wheat straw. This result findings shows similarities to (Singh et al.2021) their cultivation trial recorded paddy straw supplemented with wheat bran as the best substrate for growing of *S. commune* with highest fresh weight yield of 91.9 gm/bag, and biological efficiency of 18.33%, reduced spawn run days and days to harvesting. Similarly the results are in accordance with the findings of Upadhyay (2022) who grown *S. commune* on paddy straw, wheat straw and saw dust and found paddy and wheat straw gave higher yield. Patil (2023) cultivated *S. commune* on chopped rice straw supplemented with wheat bran. In contrast to our results Dsanayaka and Wijeyaratne (2017) suggested jack fruit saw dust for higher yield of *S. commune*. Debnath et al. (2020) stated that cultivation on saw dust gave higher yield of *S. commune*. Coconut leaf and coir dust containing mixtures was found more appropriate for yield maximization (Ediriweera et al. 2015). Approximately 150 genera of woody plants, soft wood plants, graminaceous plants have been reported as substrate for cultivation of *S. commune* by other works (Ohm et al.2010, Takemoto et al.2010).

### 3.6 Conclusion

The present study was conducted to acknowledge the best substrate for cultivation of *S. commune* and to obtain better production. Wheat straw, paddy gave highest yield among

**Comment [A27]:** take table to the right place where the result begins and move discussion to the right place check alignment

**Comment [A28]:** check the sentence

**Comment [A29]:** grew

**Comment [A30]:** paddy straw

tested substrates followed by saw dust of babool(*Vachelianilotica*). Wheat bran enhanced the production of mushroom and quality of fruiting body.

## REFERENCE

1. Chang S. T. and Buswell J. A. (1996). Mushroom nutraceuticals. World Journal of Microbial Biotechnology, 12: 473-476.
2. Dasanayaka, P. N., & Wijeyaratne, S.C., (2017). Cultivation of *Schizophyllum commune* mushroom on different wood substrates. Journal of Tropical Forestry and Environment, Vol. 07, No. 01 (2017) 65-73.
3. Debnath, Sanjit & Bhattacharya, Sanchita & Das, Panna & Saha, Ajay. (2020). Cultivation of a wild strain of *Schizophyllum commune* on agro-industrial wastes. Kavaka. 55. 77-83. 10.36460/Kavaka/55/2020/77-83.
4. Ediriweera, S., Wijesundera, R., Nanayakkara, C., & Weerasena, O. (2015). Comparative study of growth and yield of edible mushrooms, *Schizophyllum commune* Fr., *Auriculariapolytricha* (Mont.) Sacc. and *Lentinussquarrosulus* Mont. on lignocellulosic substrates. Mycosphere, 6(6), 760–765. <https://doi.org/10.5943/mycosphere/6/6/10>.
5. Krupodorova, T. A., & Barshteyn, V. Y. (2015). Amaranth Flour as a New Alternative Substrate for *Schizophyllum commune* Fr.: Fr. and *Cordyceps sinensis* (Berk.) Sacc. Growth. Journal of Siberian Federal University, 1, 32–44.
6. Ohm, R.O., Jong, J.F.D., Lugones, L.G., Aerts, A., Kothe, E., Bartholomew, K.A., 2010. Genome sequence of the model mushroom *Schizophyllum commune*. Nat. Biotechnol. 28, 957–963.
7. Ooi, V.E.C., Liu, F., (1999). A review of pharmacological activities of mushroom polysaccharides. Int. J. Med. Mushrooms 1, 195–206.
8. Patil, A. (2023). Genetics of fertility and mating type status in *Schizophyllum* Spp. M.sc. (Ag) Department of Plant Pathology. College of Agriculture, Raipur (C.G.)
9. Singh, Shweta & Raj, Chandramani & Sharma, Susheel & Avasthe, Ravikant & Balusami, Arumugam & Lepcha, Sangay & Said, Prashant. (2021). Characterization and development of cultivation technology of wild

split gill *Schizophyllum commune* mushroom in India. Scientia Horticulturae.289. 10.1016/j.scienta.2021.110399.

10. Takemoto, S., Nakamura, H., Imamura, E.Y., Shimane, T., (2010). *Schizophyllum commune* as a ubiquitous plant parasite. Jpn. Agric. Res. Q. 44, 357–364.
11. Upadhyay, S. (2022). Studies on split gill mushroom (*Schizophyllum commune* Fr.) M.sc. (Ag) Department of Plant Pathology. College of Agriculture, Raipur (C.G.)
12. Yim, H.S., F. Yee Chye., V. Rao., J. Yin Low., P. Matanjau., S. Eng How., and C. Wai Ho. (2013). Optimization of Extraction Time and Temperature on Antioxidant Activity of *Schizophyllum commune* Aqueous Extract Using Response Surface Methodology. J Food Sci. Technol.,50(2): 275– 283.
13. Wasser S. P. (2002). Review of medicinal mushrooms advances: good news from good allies. Herbal Gram, 56: 28-33