

Effect of Tillage Practices and Integrated Nutrient Management on Soil Health and yield of Cowpea (*Vigna unguiculata* L. Walp) Var. KSP-178-Kashi Nidhi

Commented [RGSZ1]: The paper must be sending totally anonymous. By clicking right bottom in the mouse, you can see: More options, Properties, Details, Authors.

ABSTRACT

A field investigation was conducted at Central Research Farm of Department of Soil Science and Agricultural Chemistry at Sam Higginbottom University of Agriculture, Technology and Sciences, Prayagraj, Uttar Pradesh, India during *Zaid* season of 2023. The experimental plot was laid down into a randomized block design with 9 treatments replicated thrice, consist of 3 levels of tillage practices (@ 0 %, @ 50%, @100%), 3 levels of RDF (@ 0 %, @ 50%, @100%) and 1 level of vermicompost (@5 t ha⁻¹). In all the treatment combination, RDF at different levels were applied along with the organic manures (vermicompost) to maintain and improve soil health by reducing the application of inorganic fertilizers for a sustainable agriculture management system. The results revealed that maximum bulk density (Mg m⁻³) and soil pH were found in T₁ (Tillage @ 0% + RDF @ 0% + VC @ 5t ha⁻¹). The others soil parameters like porosity (%), water holding capacity (%), organic carbon (%), electrical conductivity (dS m⁻¹), av. nitrogen (kg ha⁻¹), av. phosphorus (kg ha⁻¹), av. potassium (kg ha⁻¹) was recorded maximum in T₉ (Tillage @ 100% + RDF @ 100% + VC @ 5t ha⁻¹). Whereas in case of yield (150.56 q ha⁻¹) best result was also recorded in T₉ (Tillage @ 100% + RDF @ 100% + VC @ 5t ha⁻¹). Economic parameters like gross return (₹271008.00 ha⁻¹) and net return (₹152323.00 ha⁻¹) were found to be maximum in T₉ (Tillage @ 100% + RDF @ 100% + VC @ 5t ha⁻¹) and best cost benefit ratio (C: B) was recorded as (1:2.28) in treatment T₉ (Tillage @ 100% + RDF @ 100% + VC @ 5t ha⁻¹).

Commented [RGSZ2]: Only one paragraph must be presented in an Abstract.

Integrated approach of application of RDF (NPK), vermicompost along with 100% tillage practices found to be the best treatment as the soil parameters and plant growth parameters significantly affected with the different levels of nutrient and tillage practices.

Keywords: *Integrated Nutrient Management, Tillage practices, soil health, yield, vermicompost.*

Commented [RGSZ3]: Abstract with 310 words. Exceeds 10 words. Reformulate the Abstract. Review the text.

Commented [RGSZ4]: For a better search in bibliographic databases, keywords should be chosen according to the written text or title.

INTRODUCTION

Soil health refers to the ability of soil to operate effectively within the parameters of its ecosystem and land management practices, supporting the vitality of plants and animals, promoting ecological diversity, enhancing primary productivity, and maintaining environmental integrity. As Soil is a dynamic body, the potentiality of soil to supply nutrients adequately is very important for plant

growth & development. When soil inherent all the physical and chemical properties in between a well - maintained range, is known as healthy soil. Integrated nutrient management is one of most important approach to maintain the soil health and maintains a good soil condition with the help of application of various alternate nutrient sources as organic amendments which maintains proper supply of nutrients along with keeping soil healthy.

Cowpea, being a leguminous crop, requires minimal nitrogen, especially in small amounts during the early stages of its growth cycle. However, nitrogen remains crucial for its overall growth and development as it constitutes vital components such as amino acids, proteins, nucleic acids, enzymes, and alkaloids (**Anuja et al., 2014**). Phosphorus is one of the vital mineral nutrients for pulse crops like cowpea, plays a crucial role in root growth and development, biological nitrogen fixation, seed germination, flowering, cell division, synthesis of fats and starches. Potassium is the third major macronutrient which is very essential for the plant growth after nitrogen and phosphorus. In case of drought conditions, potassium actively maintains turgidity in plant cells and regulates stomatal activities and helps in water regulation and stress management.

Vermicompost plays an important role in production of cowpea as it supplies various macro and micro nutrients, promotes proper plant growth and yield. It is a rich source of plant nutrients, which are readily available consists of growth-enhancing substances, and beneficial microorganisms. Within vermicompost, one can find a diverse array of organisms, including those, capable of fixing nitrogen, solubilizing phosphorus, and decomposing cellulose with 1.2-1.6%N, 1.8-2.0% P₂O₅, 0.50 -0.75% K₂O, and growth enhancing substance such as auxins and cytokines (**Karmegam et al., 2000**).

Cowpea is cultivated in arid and semi-arid regions throughout the world. In India major cowpea growing states are U.P., Punjab, Haryana, Rajasthan, M.P., West Bengal, Andhra Pradesh. It has short duration, high yielding, and quick growing capacity along with rich source of protein, carbohydrates, fibres, potassium *etc.* As per report claimed by Indian Council of Medical Research, the per capita availability of pulses in India is 35.5 g day⁻¹ against the minimum requirement of 70 g day⁻¹ capita⁻¹. It needs very little inputs to grow as cowpea have the capacity to fix nitrogen through root nodule at about 30 kg ha⁻¹, that's why cowpea is suitable for intercropping as it also gives higher income with low input for farmers (**Goud et al., 2020**).

Tillage is the mechanical manipulation of soil or breaking of soil clods for making an even seed bed. Depending upon various factors such as the crop, soil type, climate, and farming objectives, tillage practices in leguminous crops may vary. Zero tillage practices in leguminous crops are designed to establish an ideal seedbed, control weeds, retain soil moisture, and encourage robust crop development. This approach

minimizes soil erosion and preserves the soil structure by avoiding any disruption. 100% Tillage encompasses enhanced soil structure and till, which diminish weed competition, along with better aeration, soil moisture, and nutrient availability. Together, these improvements likely fostered superior root development, resulting in notable plant growth. Similar results were observed by (Anjum *et al.*, 2014) and (Karki *et al.*, 2013).

Commented [RGSZ5]: Please, use correct citation form.

MATERIALS AND METHODS

~~The present study entitled “Effect of Tillage Practices and Integrated Nutrient Management on Soil Health and Yield of Cowpea (*Vigna unguiculata* L. Walp) Var. KSP-178-Kashi Nidhi” field experiment was done at Central Research Farm of Department of Soil Science and Agricultural Chemistry, Sam Higginbottom University of Agriculture Technology and Sciences, Prayagraj (Allahabad), Uttar Pradesh, India during Zaid season of 2023.~~ Cowpea seed variety KSP-178-Kashi Nidhi was used for cultivation. The place falls under subtropical belt in the south east of Uttar Pradesh and agro-ecological sub region [North Alluvium plain zone (0-1 % slope)] and Agro-climatically zone under upper Gangetic plain region. The experimental field is located at 25° 24' 30" N latitude and 81° 51' 10" E longitude and 98 m above MSL (Mean-sea level). The field is situated at about 6 km away from Prayagraj city on the right bank of river Yamuna and south east of Uttar Pradesh, thus the location faces extremely hot summer and cold winter seasons. In the time of summer temperature rises maximum up to 46-48° C and seldom falls as low as 4 °C- 5° C. The relative humidity of the research location ranges between 20 to 94 percent. Annual average rainfall of this area recorded about 1100 mm whereas monsoon happens mostly on July-September.

Commented [RGSZ6]: It is not necessary to name the project here. It is more important to describe the methodology.

The trial was laid down into a randomized block design with 9 treatments replicated thrice, consist of 3 levels of tillage practices (0 %, 50% ,100%), 3 levels of RDF (0 %, 50% ,100%) ,1 level of vermicompost (5 t ha⁻¹) respectively.

Before any tillage operations soil samples were collected randomly from five distinct locations within the experimental plot and after harvesting of the crop soil samples also collected as per different treatment combinations plot wise; extracted from a depth of 0-15cm. To prepare the soil samples ;they were undergoes reduction through coning and quartering and subsequently, the soil samples were air-dried and shifted through a 2 mm sieve and preserved in polythene bags and then brought to laboratory for analysis of various physical parameters such as soil texture, soil colour, bulk density (Mg m⁻³), particle density (Mg m⁻³), porosity percentage(%), water holding capacity (%) and chemical properties such as soil pH, electrical conductivity (dS m⁻¹), Organic Carbon (%), av. Nitrogen (kg ha⁻¹), av. Phosphorus (kg ha⁻¹), av. Potassium (kg ha⁻¹) by standard methodology (pH :Jackson,1958

Commented [RGSZ7]: Capital letters

Commented [RGSZ8]: One space

Commented [RGSZ9]: Capital letters

; E.C. :Wilcox,1950) ;Organic carbon :Walkley and Black,1947 ; av. Nitrogen: Subbiah and Asija,1956
;av. Phosphorus: Olsen *et al.*, 1954 ; Potassium :Toth and Prince,1949.

Commented [RGSZ10]: Capital letters

Table 1. Treatment Combination of Cowpea

Treatments	Treatment Combination	Symbols
T ₁	Tillage @ 0% + RDF @ 0% +VC @ 5t ha ⁻¹	T ₁ I ₁ V
T ₂	Tillage @ 0% + RDF @ 50% +VC @ 5t ha ⁻¹	T ₁ I ₂ V
T ₃	Tillage @ 0% + RDF @ 100% +VC @ 5t ha ⁻¹	T ₁ I ₃ V
T ₄	Tillage @ 50% + RDF @ 0% +VC @ 5t ha ⁻¹	T ₂ I ₁ V
T ₅	Tillage @ 50% + RDF @ 50%+VC @ 5t ha ⁻¹	T ₂ I ₂ V
T ₆	Tillage @ 50% + RDF @ 100% +VC @ 5t ha ⁻¹	T ₂ I ₃ V
T ₇	Tillage @ 100% + RDF @ 0% +VC @ 5t ha ⁻¹	T ₃ I ₁ V
T ₈	Tillage @ 100% + RDF @ 50% +VC @ 5t ha ⁻¹	T ₃ I ₂ V
T ₉	Tillage @ 100% + RDF @ 100% +VC @ 5t ha ⁻¹	T ₃ I ₃ V

[Note: VC- Vermicompost *i.e.*, used enriched with PSB @ 1 kg tonne⁻¹ of Vermicompost]

RESULTS AND DISCUSSION

The experiment data presented that the effect of tillage practices, inorganic fertilizers and vermicompost significantly affected various soil properties. Tillage encompasses enhanced soil structure and tilth, which diminish weed competition, along with better aeration, soil moisture, and nutrient availability. Together, these improvements likely fostered superior root development, resulting in notable plant growth and increase of yield. Result of this field experiment in **table.2,3,4** revealed that soil bulk density and pH is decreasing with the increasing level of vermicompost and found maximum in T₁ (Tillage @ 0% + RDF @ 0% +VC @ 5t ha⁻¹) *i.e.* 1.29 Mg m⁻³ and 7.10 respectively, where, minimum pH found to be 6.80 and bulk density around 1.07 Mg m⁻³ in T₉ (Tillage @ 100% + RDF @ 100% +VC @ 5t ha⁻¹). Electrical conductivity (0.25 dS m⁻¹), porosity (55.60%), water holding capacity (46.63 %), organic carbon (0.49 %), available nitrogen (331.54 kg ha⁻¹), available phosphorus (28 kg ha⁻¹), available potassium (193.73 kg ha⁻¹) found significantly maximum with the increased nutrient doses and best found in T₉ (Tillage @ 100% + RDF @ 100% +VC @ 5t ha⁻¹). Whereas, T₁ treatment combination showed lowest values in electrical conductivity (0.19 dS m⁻¹), particle density (2.59 Mg m⁻³), pore space (43.42%), water holding capacity (40.77 %), Organic Carbon (0.28 %), available nitrogen (297.17 kg ha⁻¹), available phosphorus (17.70 kg ha⁻¹), available potassium (144.71 kg ha⁻¹). T₉ has showed the greatest potential to enhance soil health by improving various soil parameters.

Commented [RGSZ11]: Capital letters

Results also revealed that maximum pod yield *i.e.*, 150.56 q ha⁻¹ found in T₉ (Tillage @ 100% + RDF @ 100% +VC @ 5t ha⁻¹) and minimum pod yield was recorded in T₁(Tillage @ 0% + RDF @ 0% +VC @ 5t ha⁻¹) *i.e.*, about 87 q ha⁻¹.

Economic parameters like gross return (₹271008.00 ha⁻¹) and net return (₹152323.00 ha⁻¹) were found to be maximum in T₉ (Tillage @ 100% + RDF @ 100% +VC @ 5t ha⁻¹) and best cost benefit ratio (C: B) was recorded as (1:2.28) in treatment T₉ (Tillage @ 100% + RDF @ 100% +VC @ 5t ha⁻¹).

Table.2. Effect of Tillage practices at different levels of NPK and Vermicompost on soil physical health parameters

Treatment	Bulk density (Mg m ⁻³) 0-15 cm	Particle density (Mg m ⁻³) 0-15 cm	% Porosity 0-15 cm	Water holding capacity (%) 0-15 cm
T ₁	1.29	2.59	43.42	40.77
T ₂	1.28	2.60	44.34	41.05
T ₃	1.27	2.59	45.49	41.67
T ₄	1.25	2.59	46.58	42.34
T ₅	1.23	2.60	47.65	42.53
T ₆	1.25	2.60	47.03	43.52
T ₇	1.12	2.59	52.74	43.93
T ₈	1.14	2.60	52.10	44.85
T ₉	1.07	2.61	55.60	46.63
F-Test	S	NS	S	S
S.Em. (±)	0.34	0.04	0.45	0.27
C.D.@5%	0.72	0.08	0.96	0.57

Commented [RGSZ12]: Centre tableheads

Table 3. Effect of Tillage practices at different levels of NPK and Vermicompost on soil chemical health parameters

Treatment	pH W/V (1:2.5)	EC (dS m ⁻¹)	Organic Carbon (%)	Av. Nitrogen (kg ha ⁻¹)	Av. Phosphorus (kg ha ⁻¹)	Av. Potassium (kg ha ⁻¹)
	0-15 cm	0-15 cm	0-15 cm	0-15 cm	0-15 cm	0-15 cm
T ₁	7.10	0.19	0.28	297.17	17.70	144.71
T ₂	6.97	0.21	0.30	303.45	18.22	148.30

Commented [RGSZ13]: Capital letter

Commented [RGSZ14]: Centre tableheads

T₃	6.77	0.22	0.32	307.22	19.21	152.32
T₄	7.13	0.17	0.37	309.19	20.53	153.97
T₅	7.01	0.23	0.39	313.13	21.47	159.95
T₆	6.91	0.24	0.41	318.08	23.21	171.06
T₇	7.11	0.18	0.43	321.94	25.02	176.92
T₈	7.04	0.20	0.46	326.23	26.81	182.08
T₉	6.80	0.25	0.49	331.54	28.00	193.73
F-Test	S	S	S	S	S	S
S.Em. (±)	0.09	0.02	0.02	1.63	4.87	2.96
C.D.@5%	0.20	0.03	0.03	3.45	10.33	6.28

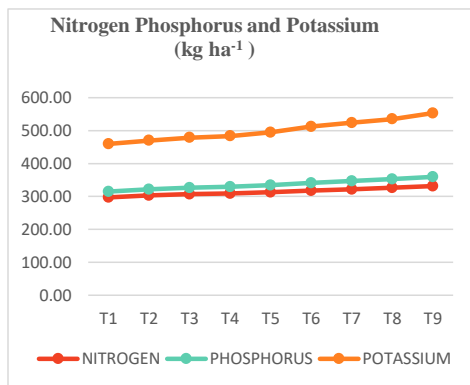


Fig 1. Graphical representation of Treatment combination vs Nitrogen, Phosphorus and Potassium

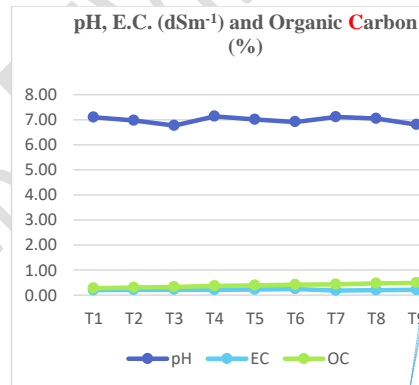


Fig 2. Graphical representation of Treatment combination vs pH, E.C. and Organic Carbon

Commented [RGSZ15]: The division lines are not necessary in the plot

Commented [RGSZ16]: Capital letter

Commented [RGSZ17]: Capital letter

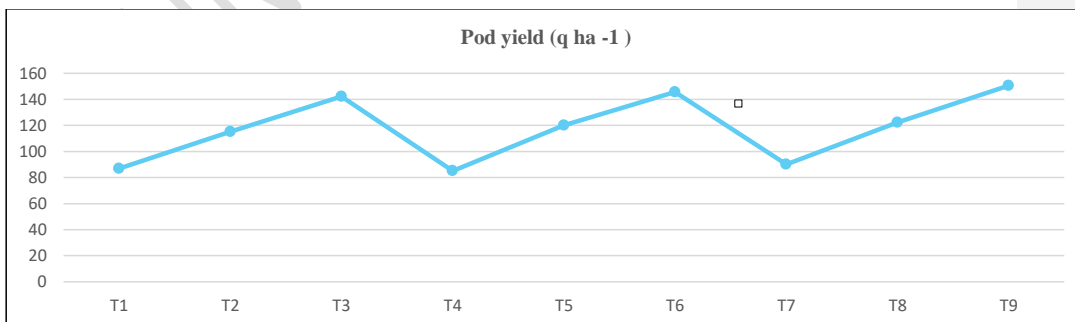


Fig 3. Graphical representation of Treatment combination vs Pod yield (q ha⁻¹)

Table 4. Effect of different treatment combinations on cost benefit ratio (C: B) of Cowpea

Treatments	Yield (q ha ⁻¹)	Selling price (₹ q ⁻¹)	Gross return (₹ ha ⁻¹)	Total cost of Cultivation (₹ ha ⁻¹)	Net profit (₹ ha ⁻¹)	C:B rat
T ₁	87	1800	156600	111750	44850.00	1:1.40
T ₂	115.26	1800	207468	114517.5	92950.50	1:1.81
T ₃	142.23	1800	256014	117285	138729.00	1:2.18
T ₄	85.11	1800	153198	112450	40748.00	1:1.36
T ₅	120	1800	216000	115217.5	100782.50	1:1.87
T ₆	145.57	1800	262026	117985	144041.00	1:2.22
T ₇	90.12	1800	162216	113150	49066.00	1:1.43
T ₈	122.23	1800	220014	115917.5	104096.50	1:1.90
T ₉	150.56	1800	271008	118685	152323.00	1:2.28

CONCLUSION

The experimental results **indicated showed** that the application of Tillage, Vermicompost and Inorganic fertilizers in treatment T₉ (Tillage @ 100% + RDF @ 100% +VC @ 5t ha⁻¹) significantly affected the physico-chemical properties of the soil. **These results included a reduction in the bulk density and the pH value, as well as there being no significant changes were recorded in the particle density.** While porosity, water holding capacity and electrical conductivity have shown significant variations including organic carbon, available Nitrogen, Phosphorus, Potassium. Moreover, treatment T₉ exhibited the tallest plants and longest pods. Additionally, it has recorded the highest number of pods per plant and the greatest pod yield weight per hectare compared to other treatments.

Based on this trial results, we can conclude that among the various combinations of Tillage Practices, N, P, K, Vermicompost levels tested, T₉ (Tillage @ 100% + RDF @ 100% +VC @ 5t ha⁻¹) has emerged as **the most effective for cultivating Cowpea (Vigna unguiculata L. Walp), particularly for the KSP-178-Kashi Nidhi variety.** **100% Tillage includes improved soil structure and tilth, which reduces weed competition, as well as improved aeration, soil moisture and nutrient availability. Together, these improvements are likely to have promoted superior root development, resulting in remarkable plant growth and quality yield. This treatment showed superior results for both crop yield and soil physical and chemical properties. It is therefore recommended for achieving profitable Cowpea production, but it is important to note that**

Commented [RGSZ19]: Include this word. Remember: this part is demonstration of facts.

Commented [RGSZ20]: One space

Commented [RGSZ21]: Formulation statement in order

Commented [RGSZ22]: Better statement.

Commented [RGSZ23]: Formulation of statement in order

Commented [RGSZ24]: One space

it may vary depending on the different soil types in different areas. The use of integrated nutrient management practices such as these can make a significant contribution to maintaining soil health and optimising Cowpea yields.

Commented [RGSZ25]: Better statement.

REFERENCES

- Albert, M. H. (1954)** Munsell soil colour charts. Munsell Colour Company Inc., Baltimore.
- Anuja, S., Vijayalakshmi, C. N. (2014)** Effect of organic nutrients on growth and yield of vegetable cowpea. *Asian Journal of Horticulture*; 2014 ;9(1) :136 -139.
- Anjum, S. A. (2014)** Morphological and phenological attributes of maize affected by different tillage practices and varied sowing methods. *American Journal of Plant Sciences*; 2014; 5:1657-1664.
- Bouyoucos, G. J. (1927)** The Hydrometer as a new method for the mechanical analysis of soils. *Soil Science*; 23:343-353.
- Carol, Lyngdoh, Bahadur, Vijay, David, A.A., Prasad, V.M., and Jamir, T. (2017)** Effect of Organic Manures, Organic Supplements and Biofertilizers on Growth and Yield of Cowpea [*Vigna unguiculata* (L.) Walp]. *International Journal of Current Microbiology and Applied Sciences*; 6 (8): 1029-1036.
- Dorjee, Tenzin., Meena, J. K. and Pandey, C. S. (2021)** Effect of various concentrations of organic and inorganic nutrients on growth of cowpea [*Vigna unguiculata* (L.)] under valley conditions of Dehradun. *Journal of Pharmacognosy and Phytochemistry*. 10 (1): 196-202.
- Gaden, Himanshu, David Arun, Thomas Tarence, Swaroop Narendra, Reddy Iska Srinath, Singh, Ravindra Yadav, and Arvind (2023)** Influence of Organic Manure and Inorganic Fertilizer on Soil Health, Growth and Yield of Cowpea (*Vigna unguiculata* L.) Var. Gomati. *International Journal of Environment and Climate Change*; 13. 1363-1368. 10.9734/ijecc/2023/v13i92365.
- Goud, MMM., Naik, MT., Subramanyam, K., Naik, MR., Jayapradan, M. (2020)** Performance of Different Vegetable Cowpea (*Vigna unguiculata* L.).

- Jackson, M.L. (1958)** Soil chemical analysis. Prentice-Hall Inc., Englewood Cliffs, NJ, 1958:498.
- Jyosthna, N. & Guddeti, Manjulatha & Mahesh, Nalla & Shakher, K. (2023)** Impact of Tillage and Nitrogen Management Practices on Growth and Yield of Rabi Maize (*Zea mays* L.). *International Journal of Environment and Climate Change*;13. 4194-4201. 10.9734/ijecc/2023/v13i103096
- Karmegam, N., Daniel, T. (2000)** Effect of biodigested slurry and vermicompost on the growth and yield of cowpea, [*Vigna unguiculata* (L.)] variety Cl. *Environment and Ecology*; 2000 ;18(2) :367 -370.
- Karki, TB., Nirmal G., Jiban S. (2013)** Systems optimization through tillage and residue management and cropping system in maize based system. *International Journal of Current Microbiology and Applied Sciences*. 2013:990-1002.
- Khan V. M., Ahamad, Atik., Yadav, B. L., and Mohammad Irfan (2017)** Effect of vermicompost and biofertilizers on yield attributes and nutrient content and it is their uptake of cowpea [*Vigna unguiculata* (L.) Walp.]. *International Journal of Current Microbiology and Applied Sciences*; 6(6): 1045-1050.
- Mal, D., Datta, Suchand., Bhaire, T. P., Chatterjee, R., Chowdhury, Jana, A., Chandra, J. (2018)** cowpea varieties under zero tillage conditions in rice-wheat cropping system. *Legume Research*. 43(3): 378- 385. doi: 10.18805/LR-3972.
- Muthuvel P., Udayasoorian C., Natesan R., Ramaswami P.R. (1992)** Introduction to soil analysis. Tamil Nadu Agricultural University, Coimbatore.
- Olsen, SR., Cole, CV. et al. (1954)** Estimation of available phosphorus in soils by extraction with sodium bicarbonate. USDA Circular 939. US Government Printing Office, Washington DC.
- Subbiah, B. V., Asija, G. L. (1956)** A rapid procedure for the estimation of available nitrogen in soils. *Current Science*. 1956; 25:259-260.
- Toth, S. J., Prince, A. L. (1949)** Estimation of cation exchange capacity and exchangeable calcium, potassium, and sodium contents of soils by flame photometer techniques. *Soil Science*; 1949; 67:439-445.

- Yadav, A. S., Thomas, Tarence and David, Arun Alfred (2020)** Effect of different organic manures on yield and physicochemical properties of soil by kharif maize (*Zea mays* L.) on eastern plain zone of Uttar Pradesh of Prayagraj region. *International Journal of Current Microbiology and Applied Sciences*;9(9):634- 640.
- Walkley, A. and Black, I. A. (1934)** An examination of digestion method for determining soil organic matter and proposed modification of the chromic acid titration method. *Soil Science*. 37:29-38.
- Wilcox R. R. (1950)** Definition. *A Textbook of STDs*, 1950;11.

UNDER PEER REVIEW