

Investigating the effectiveness of various weed control methods to reduce narrow and broadleaf populations in oat (*Avena sativa* L.) crop

Commented [C1]: Give space

ABSTRACT

Aims: A research study entitled to investigating the effectiveness of various weed control methods to reduce narrow and broad leaf populations in oat (*Avena sativa* L.) crop.

Commented [C2]: Change the words

Study design: The experiment was designed using a Randomized Block design method.

Place and duration of study: Department of agronomy, School of Agriculture, Abhilashi university, Chail Chowk, Mandi, (H.P.) during the *Rabi* season of 2022.

Commented [C3]: Should start with capital letter

Commented [C4]: University should be start with capital letter

Methodology: The field trail was conducted with seven treatments and replicated thrice. The investigation included seven different weed control techniques *i.e.* T₁- weedy check (control), T₂ - weed free, T₃ - one hand weeding at 25DAS, T₄ - two hand weeding at 25 DAS and 45DAS, T₅ - pre-emergence application of Pendimethalin @ 0.75 kg a.i. ha⁻¹ + one hand weeding at 25DAS, T₆ - post emergence application of atrazine @ 0.75 kg a.i. ha⁻¹ at 35 DAS+ one hand weeding at 25DAS, T₇ - post emergence metsulfuron methyl @ 0.004 kg a.i. ha⁻¹ at 35 DAS+ one hand weeding at 25DAS.

Commented [C5]: Give space

Commented [C6]: Give space

Commented [C7]: Give space

Commented [C8]: Give space

Commented [C9]: Give space

Commented [C10]: Rewrite this line

Results: The investigation found that the most effective ways to control weeds are by keeping the area completely weed free or by using two hand weeding at 25 DAS and 45 DAS. T₂ (weed free) which involved keeping the area weed-free was found the most successful in terms of achieving the lowest weed density and highest weed control efficiency. Two hand weeding at 25 DAS and 45 DAS was found to be better than using herbicides to reduce weed infestation in oat crops.

Conclusion: Based on the results, it can be concluded that integrated weed management practices weed-free treatment is the most effective option for managing weeds in oats.

Commented [C11]: Give space

Key words: Oat crop, green forage yield, weed index, weed control efficiency and weed control.

1. INTRODUCTION

The oat (*Avena sativa* L.), also known as the common oat, is a variety of cereal grain grown for its seeds, which are known locally as javi, jai, or jodar. Oats are a domesticated cereal grass (family Gramineae/Poaceae) primarily grown for their edible starchy grains. Although oats are suitable for human consumption in the form of oatmeal and rolled oats, they are commonly used as livestock feed. Oats are the 6th most produced cereal crop in the world. The common oat is most likely descended from the Asian wild red oat, which spread as a weed among other grain crops. Oats were grown in Southeast Europe or Asia Minor. Oats are self-pollinating crops. In the Rabi season, oats are

Commented [C12]: Should be italics

the major cereal forage crop in India because they are quick-growing, palatable, and nutritious for livestock. Oats are mostly harvested for grain, and in some regions, they are cut for fodder. The cultivation of oat for fodder may be more profitable than grain, cash or commercial crops. (Agarwal et al. 2008) [1]. Green fodder typically contains 10-12 % protein and 30-35% dry matter. The nutritive value of forage oats is high, with a dry matter digestibility of over 75% when fed to dairy cattle (Stevens et al. 2004) [2]. Oats require 400mm of rainfall that is evenly distributed and a temperature range of 16-32°C for a period of four months to grow well and be utilized as fodder crop. In case of an emergency, oats can provide green fodder after 60-70 days to help animals survive during period of scarcity. However, it takes 90-100 days to obtain a substantial amount of fodder.

Commented [C13]: Full stop should be remove

Commented [C14]: Write the author's name or do only numbering.

No need to write both

Commented [C15]: Write the author's name or do only numbering.

No need to write both

India has the largest livestock population of 535.78 in the world (Anonymous, 2019) [3]. But the country is having only 9.13 million hectares of the cultivated area (4.4% of gross cropped area) under fodder crop and 10.26 million hectares are used for pasture and grazing. This is not enough to meet the existing demand for fodder. Currently, India has a 35.6% deficiency in green fodder, a 10.95% deficiency in dry fodder, and a 44% deficiency in concentrate feed materials (Singh, 2020) [4]. In Himachal Pradesh, 9,451 hectares of cultivated fodder crops and 1508 thousand hectares of pastures and grasslands are only able to meet a partial requirement of the 4.41 million large livestock population. The annual requirement of green and dry fodder in Himachal Pradesh is about 62 and 198 lakhs tonnes, respectively, while the total availability of green and dry fodder in the state is 31 and 52 lakhs tonnes, respectively. This leaves shortages of 26.57% and 66.95% respectively for green and dry fodder. In 2022, Russia was one of the leading producers of oats in the world, and in 2023 the production reached 25.05 million metric tons.

Commented [C16]: Write the author's name or do only numbering.

No need to write both

Commented [C17]: Citation not found in the reference section

Commented [C18]: Need to references for this sentences

Weed management is not common in fodder crops because farmers often consider weeds to be animal feed. However, weeds can reduce fodder yield by up to 40%. Yield loss due to weed competition is thought to be one of the main causes of lower productivity in many agricultural crops (McDonald et al. 2009) [5]. Integrated weed management (IWM) is a science-based decision-making procedure that coordinates the use of environmental information. IWM is a multi-disciplinary approach that involves chemical and cultural methods of weed management (Sanyal et al. 2008) [6]. IWM reduces the weed burden by depleting the weed seed bank, minimizing weed germination, and reducing the competitiveness of weeds. can be controlled manually by physical removal or pulling out of weeds by hand. Implements called khurpi, which resemble sickles, can also be used. Physical removal of weeds by disturbing the soil is one of the oldest methods of weed control in crops (Mohler, 2001) [7]. Tillage, harrowing, hoeing, and hand weeding are the main mechanical weed control techniques used.

Commented [C19]: Citation not found in the reference section

Commented [C20]: Write the author's name or do only numbering.

No need to write both

Commented [C21]: Write the author's name or do only numbering.

No need to write both

Mechanical weed control is a method that involves using tillage and cultivation to control weeds in three different ways. Firstly, it uproots and buries both growing weeds and dormant structures. Secondly, it inhibits the germination of weed seeds. Thirdly, it redistributes weed seeds vertically and horizontally, thereby reducing the likelihood of seedling emergence and survival (Mohler, 2001) [7]. Currently, the use of mechanical weed control is limited in modern agriculture because herbicides are more popular among farmers. However, with growing awareness of organic farming and the

Commented [C22]: Write the author's name or do only numbering.

No need to write both

environmental impacts of herbicides, mechanical weed control is becoming more popular (Lundkvist, 2009) [8]. When cultural and mechanical weed control practices were combined, they were additive in increasing grain yield and reducing weed biomass. In one example, oat seed yields were increased by 25% when high crop density planting and harrowing were combined. Combining high crop density, post-emergence harrowing, and a competitive cultivar decreased weed biomass by 71%.

Commented [C23]: Mention the references

Chemical weed control (herbicide) is a quick, effective, time-saving, and labour-saving method. The chemicals used for weed control, which suppress or destroy the growth of weeds, are called herbicides. Herbicides that can prevent weed infestation during the first six weeks are particularly useful in oat crops. Herbicides are replacing manual weeding because they are cost-effective and easy to use. Using a pre-emergence herbicide (pendimethalin) and post-emergence herbicides (atrazine and metsulfuron methyl) in combination with mechanical and cultural methods is the best way to manage weeds. All these herbicides are used to control annual grasses and certain broadleaf weeds that interfere with growth, development, yield, and quality of agricultural crops by competing for nutrients, water, and light. The oat is a Rabi irrigated and long-duration crop that is massively infested with various species of annual and perennial weeds, some of which are not preferred by animals (Thakkar et al. 2021) [9].

Commented [C24]: Citation not found in the reference section

Wild oat (*Avena fatua*) is the most serious weed concern for oat growers. An increasing number of wild oats reduces oat yield loss. Wild oat does not emerge early in the spring, making pre-seeding applications of glyphosate less effective, and it continues to emerge over 4-6 weeks. The earlier the emergence of wild oat, relative to the oat crop, the higher the yield loss. Wild oat can be a difficult weed to handle in oat cultivation, with densities of 60 to 180 plants per m² causing a reduction in productivity by 3 to 22% (Wildeman, 2004) [10]. Herbicides are not effective in controlling wild oat since it belongs to the same genus as tame oat. In the past, oat growers used late planting to control wild oat, which allowed them to control emerging weeds by chemical and mechanical means before sowing oat, but resulted in reduced grain yield and grain quality (May et al. 2004) [11]. An alternative to late planting is to use herbicide-resistant oat cultivars that would allow the use of herbicides to control wild oat. The other weeds that grow in oat crops include Bathua (*Chenopodium album*), Canary grass (*Phalaris minor*), Wild raddish (*Raphanus raphanistrum*), Nut grass (*Cyperus rotundus*), Blue pimpernel (*Anagallis arvensis* L.), Hariyali (*Cynodondactylon*), and wild hollyhock (*Althaea ludwigii*).

Commented [C25]: Write the author's name or do only numbering.

No need to write both

Commented [C26]: Write the author's name or do only numbering.

No need to write both

Commented [C27]: Give a reason why you are taking this objective as your research work?

2.MATERIAL AND METHODS

A research project was conducted during the Rabi season of 2022-2023 at the Research farm of School of Agriculture, Abhilashi University Mandi (H.P.) India. The experimental farm is located at 30°32'N latitude and 74°53'E longitude, with an elevation of 1391m above mean sea level. The soil has a slightly acidic reaction with a pH of 5.65, an electrical conductivity of 0.29 and organic carbon of 0.73. The available nitrogen is low (234.98), while available phosphorus (13.67) and potassium (203.31) are medium. The net plot size was 3.4m x 1.2m and the gross plot size was 3.7m x 1.5m. The observation was recorded at 30, 60, 90 DAS and at harvest on weed parameters [viz. -narrow

Commented [C28]: Give unit like %

Commented [C29]: Give unit

Commented [C30]: Give unit

Commented [C31]: Give unit

and broadleaf weeds, including the number of weeds (No. m⁻²), weed dry matter accumulation (g m⁻²), weed control efficiency (%) and weed index]. The oat cultivar variety Kent was sown manually in rows with a spacing of 20cm and a seed rate of 100 kg ha⁻¹. The experimental design was a randomized block design (RBD) with seven treatments and three replications. The treatments, viz., weedy check (control), weed free, one hand weeding at 25 DAS, two hand weeding at 25 DAS and 45DAS, pre-emergence application of Pendimethalin @ 0.75 kg a.i. ha⁻¹ + one hand weeding at 25DAS, post emergence application of atrazine @ 0.75 kg a.i. ha⁻¹ at 35 DAS+ one hand weeding at 25DAS, post emergence metsulfuron methyl @ 0.004 kg a.i. ha⁻¹ at 35 DAS + one hand weeding at 25 DAS. In each experimental plot an area of a quadrate 1 m² was fixed and the number of weeds was recorded at 30, 60 and 90 DAS. The weed samples were sun-dried for three days and then oven-dried at 70°C to ensure a consistent weight. Pendimethalin, atrazine and metsulfuron methyl were applied according to their respective treatments. No weed management was performed in the T₁ treatment (weedy check).

3. RESULT AND DISCUSSION

Weed studies

The weed flora observed in the experimental field was collected, identified and categorized into narrow-leaf and broad-leaf weeds. During the investigation in the experimental plots, several major weed species were observed included narrow-leaf weeds such as *Avena fatua*, *Phalaris minor*, *Cynodondactylon*, *Cyprus rotandus* and broad leaf weeds such as *Chenopodium album* L., *Anagallis arvensis* L., *Rumex spp.* and *Raphanus raphanistrum*.

3.1. Narrow leaf weed density

Density of narrow leaf weeds were observed at 30, 60, 90 DAS and at harvest of crop period and had been presented in Table 1 and illustrated in Fig 1. As per result indicated that the density of narrow leaf weeds was significantly affected by weed control methods at all the stages of crop growth.

The density of narrow leaf weeds at 30, 60, 90 DAS and at harvest was recorded that there were no weeds in treatment T₂ (weed free) since the weeds were being removed every time they appear. This treatment was kept weed free throughout the growing period; hence it recorded zero weeds density over the other treatments. Among the treatments, T₂ (Weed free) recorded the lowest weed density followed by T₄ 24.83, 16.88, 7.35 and 2.23 m⁻² (Two hand weeding at 25 DAS and 45 DAS). It was observed that the weed density was decreasing continuously with the aging of the crop. The highest weed density at 30, 60, 90 DAS and at harvest (52.61, 47.37, 28.94 and 12.69 m⁻²) was found in treatment T₁ (weedy check) in which no control measures were taken. Among the herbicidal applications, treatment T₇ (Post emergence application of metsulfuron methyl @0.004 kg a.i. ha⁻¹ at 35 DAS + one hand weeding at 25 DAS) was found to be more effective in controlling weed population density compared to treatment T₆ (Post emergence application of atrazine @0.75kg a.i. ha⁻¹ at 35 DAS + one hand weeding at 25 DAS) and T₅ (Pre-emergence application of pendimethalin @0.75kg a.i. ha⁻¹ + one hand weeding at 25 DAS). This indicates that the weed density tends to increase with the advancement of crop age up to 30 DAS, and then decreases.

Commented [C32]: Remove bracket

Commented [C33]: Mention the author's / scientist name

Commented [C34]: Mention treatment 1, treatment 2

Commented [C35]: Give space

Commented [C36]: Give space

Commented [C37]: Give space

Commented [C38]: Give space

Commented [C39]: Give space

Commented [C40]: Give space

Commented [C41]: Should be comma

The reduction in weed density in hand weeding is due to periodic disturbances of the soil by removing the weeds with the help of hand tools. The application of herbicides also substantially reduces weed density **Pandey et al. (2007) [12]** and **Singh et al. (2008) [13]**. This could to be due to the broad-

Commented [C42]: Not found in the reference section

Commented [C43]: Not found in the reference section

Sr. No.	Treatments	At 30 DAS	At 60 DAS	At 90 DAS	At harvest
T ₁	Weedy check (control)	7.31	6.95	5.47	3.69

spectrum activity of herbicides, which works effectively on both narrow and broad-leaf weeds. A similar finding was reported by **Singh et al. (2011) [14]**.

Commented [C44]: Not found in the references

Table 1. Effect of integrated weed management practices on narrow leaf weed density (m⁻²) of oat crop

		(52.61)	(47.37)	(28.94)	(12.69)
T₂	Weed free	1.0 (0.00)	1.0 (0.00)	1.0 (0.00)	1.0 (0.00)
T₃	One hand weeding at 25DAS	5.21 (26.22)	4.77 (21.87)	3.50 (11.26)	2.60 (5.81)
T₄	Two hand weeding at 25 DAS and 45 DAS	5.07 (24.83)	4.22 (16.88)	2.88 (7.35)	1.79 (2.23)
T₅	Pre-emergence application of pendimethalin @0.75kg a.i. ha ⁻¹ + one hand weeding at 25 DAS	5.15 (25.63)	4.68 (20.99)	3.46 (11.01)	2.52 (5.38)
T₆	Post emergence application of atrazine @0.75kg a.i. ha ⁻¹ at 35 DAS + one hand weeding at 25 DAS	5.12 (25.31)	4.60 (20.23)	3.20 (9.34)	2.45 (5.05)
T₇	Post emergence application of metsulfuron methyl @0.004 kg a.i. ha ⁻¹ at 35 DAS + one hand weeding at 25 DAS	5.10 (25.06)	4.53 (19.60)	3.09 (8.62)	2.35 (4.55)
SE (m)±		0.15	0.13	0.10	0.07
CD (P=.05)		0.48	0.43	0.33	0.24

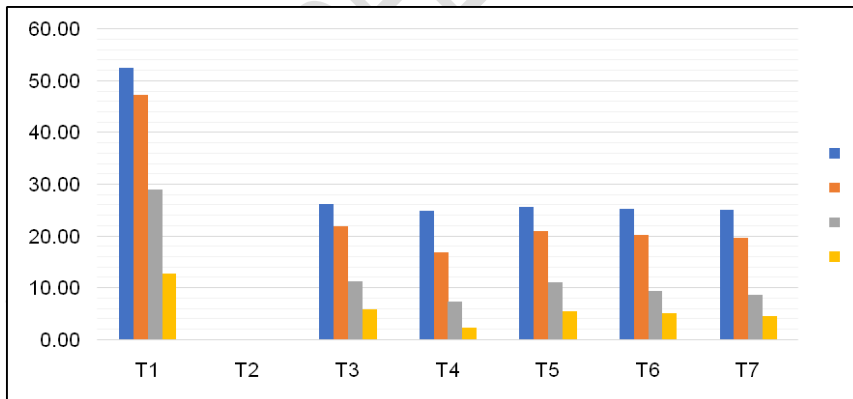


Fig.- 1.: Effect of integrated weed management practices on narrow leaf weed density (m⁻²) of oat crop

Commented [C45]: Mention the colour legends like blue colour represents what? Orange colour ?....

3.2 Broad leaf weed density

The density of broad leaf weeds was measured at different crop growth stages specifically at 30, 60, 90 DAS and at the time of harvest. The results have been presented in table 2 and illustrated in Fig 2. The outcome showed that weed control methods had a significant impact on the density of broad leaf weeds throughout all the stages of crop growth.

Commented [C46]: Used comma

During the study, the density of broad leaf weeds was observed at 30,60,90 DAS and at the time of harvest. It was recorded that there were no weed population under treatment T₂ (weed free) in which the weeds were managed throughout the growing period. As a result, treatment T₂ recorded zero weed density as compared to the other treatments. Out of all the treatments, T₂ (Weed free) had the lowest weed density followed by treatment T₄ 35.72, 20.30, 8.70 and 2.47 m⁻² (Two hand weeding 25 DAS and 45 DAS).The treatment T₁ (weedy check) had the highest weed density during the investigation (63.38, 53.77, 32.84, 16.68 m⁻²).Treatment T₇ (Post emergence application of metsulfuron methyl @0.004 kg a.i. ha⁻¹ at 35 DAS + one hand weeding at 25 DAS) was found to be more effective than T₆(Post emergence application of atrazine @0.75kg a.i. ha⁻¹ at 35 DAS + one hand weeding at 25 DAS) and Treatment T₅(Pre-emergence application of pendimethalin @0.75kg a.i. ha⁻¹ + one hand weeding at 25 DAS) in controlling weed population density among herbicidal applications. On an average it was observed during the investigation at all the crop stages the weed density peaks at 30 DAS and then decreases with further crop age.

There are various effective herbicides (among which we have use atrazine, pendimethalin and metsulfuron methyl) available to manage broadleaf weeds in oats. Although some weeds may die as a result of tall weeds and the crop canopy's shade impact, herbicides should only be used as an additional tool, never as a cure. However, the regular application of any kind of control method, chemical or mechanical often results in a change in the weed population towards a species that is more challenging to eradicate. This finding has been reported by Bisiwasi et al. (2013) [15] and Singh et al. (2011) [14]. The use of herbicides significantly decreases weed density. Similar findings were reported at Pandey et al.(2007) [12].

Commented [C47]: Citation name and order of numbering are different in the reference section

Commented [C48]: Citation name and order of numbering are different in the reference section

Commented [C49]: Give a reasonable discussion for this lines

Commented [C50]: Citation name and order of numbering are different in the reference section

Table 2. Effect of integrated weed management practices on broad leaf weed density (m⁻²) of oat crop

Sr. No.	Treatments	At 30 DAS	At 60 DAS	At 90 DAS	At harvest
T ₁	Weedy check (control)	8.02 (63.38)	7.40 (53.77)	5.81 (32.84)	4.20 (16.68)
T ₂	Weed free	1.0 (0.00)	1.0 (0.00)	1.0 (0.00)	1.0 (0.00)
T ₃	One hand weeding at 25DAS	6.21 (37.75)	4.88 (22.87)	3.73 (13.04)	2.98 (7.92)
T ₄	Two hand weeding at 25 DAS and 45 DAS	6.05 (35.72)	4.61 (20.30)	3.11 (8.70)	1.85 (2.47)
T ₅	Pre-emergence application of pendimethalin @ 0.75 kg a.i. ha ⁻¹ +one hand weeding at 25DAS	6.16 (36.98)	4.84 (22.52)	3.65 (12.35)	2.91 (7.49)
T ₆	Post emergence application of atrazine @ 0.75 kg a.i. ha ⁻¹ at 35 DAS + one hand weeding at 25 DAS	6.10 (36.29)	4.76 (21.81)	3.55 (11.63)	2.88 (7.32)
T ₇	Post emergence application of methasulfuron methyl @0.004 kg a.i. ha ⁻¹ at 35 DAS + one hand weeding at 25 DAS	6.08 (36.04)	4.71 (21.23)	3.26 (9.70)	2.48 (5.22)
SE (m)±		0.15	0.14	0.11	0.08
CD (P=0.05)		0.46	0.43	0.35	0.27

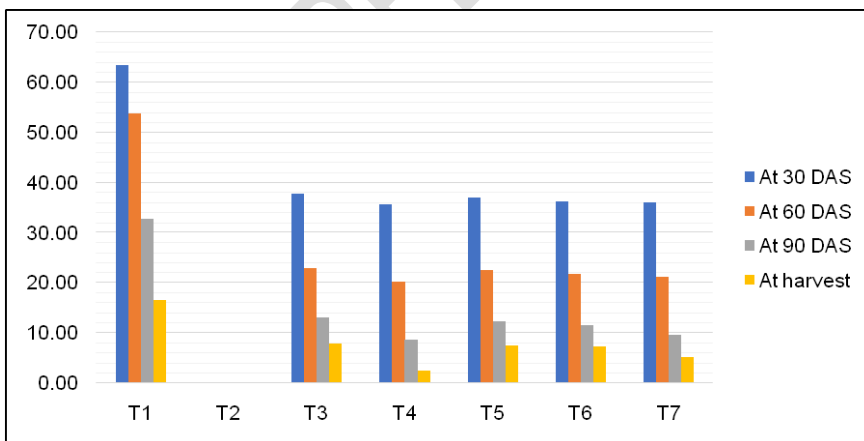


Fig.- 2: Effect of integrated weed management practices on broad leaf weed density (m²) of oat crop

3.3 Total weed density (m²)

The total weed density was measured at 30,60,90 DAS and at harvest. The results have been presented in table 3 and illustrated in Figure 3. The findings indicate that weed control methods significantly affected the total weed density at all the stages of crop growth. Treatment T₂(weed free), which was kept weed-free during the growth season, showed negligible weed density compared to the other treatments. This was because the weeds were being pulled out whenever they appeared, resulting in a weed free treatment. Among the treatments, T₂ (Weed free) recorded the lowest weed density followed by Two hand weeding at 25 DAS and 45 DAS (60.54, 37.18, 16.05 and 4.70 m⁻²). As the crop matured, the weed density consistently decreased. The weed density was highest (115.99, 101.14, 61.78 and 29.37 m⁻²) in treatment T₁ (weedy check) at 30, 60, 90 DAS and at harvest.

Table 3 Effect of integrated weed management treatment on total weed density (m⁻²) of oat crop

Sr. No.	Treatments	At 30 DAS	At 60 DAS	At 90 DAS	At harvest
T ₁	Weedy check (control)	10.81 (115.99)	10.10 (101.14)	7.92 (61.78)	5.50 (29.37)
T ₂	Weed free	1.0 (0.00)	1.0 (0.00)	1.0 (0.00)	1.0 (0.00)
T ₃	One hand weeding at 25DAS	8.05 (63.96)	6.75 (44.74)	5.02 (24.30)	3.83 (13.73)
T ₄	Two hand weeding at 25 DAS and 45 DAS	7.83 (60.54)	6.17 (37.18)	4.12 (16.05)	2.38 (4.70)
T ₅	Pre- emergence application of pendimethalin @0.75kg a.i./ha + one hand weeding at 25 DAS	7.96 (62.60)	6.67 (43.52)	4.93 (23.36)	3.72 (12.87)
T ₆	Post emergence application of atrazine @0.75kg a.i./ha at 35 DAS + one hand weeding 25 DAS	7.90 (61.60)	6.55 (42.04)	4.68 (20.97)	3.65 (12.37)
T ₇	Post emergence application of metsulfuron methyl @0.004 kg a.i./ha at 35 DAS + one hand weeding at 25 DAS	7.87 (61.11)	6.46 (40.84)	4.37 (18.32)	3.27 (9.77)
SE (m)±		0.20	0.18	0.13	0.10
CD (P=0.05)		0.62	0.56	0.41	0.33

The density of total weed (narrow and broad leaf weeds) was significantly reduced by adopting weed management treatments instead of relying on weedy check. Among various integrated weed management practices, weed free treatment was the most effective in reducing weed density as it did not allow the growth of weeds in the oat field compared to other weed management methods as reported by Naik et al. (2001) [16]. The application of herbicides has been reported to significantly reduce weed density. Several authors have observed a decrease in weed density due to the use of pendimethalin Pandey et al. (2007) [12], Singh et al. (2008) [13] and Chopra et al. (2013) [17].

Commented [C51]: Citation name and order of numbering are different in the reference section

Commented [C52]: Not found in reference section

Pendimethalin works by inhibiting cell division and elongation in the root and shoot meristem, resulting in the inhibition of growth. It is absorbed through the hypocotyls or shoot growth and can cause death of the germinated seedling **Gupta et al. (2008) [18]**. However, weed density data may not always provide realistic and meaningful information, and it is necessary to assess the weed dry weight.

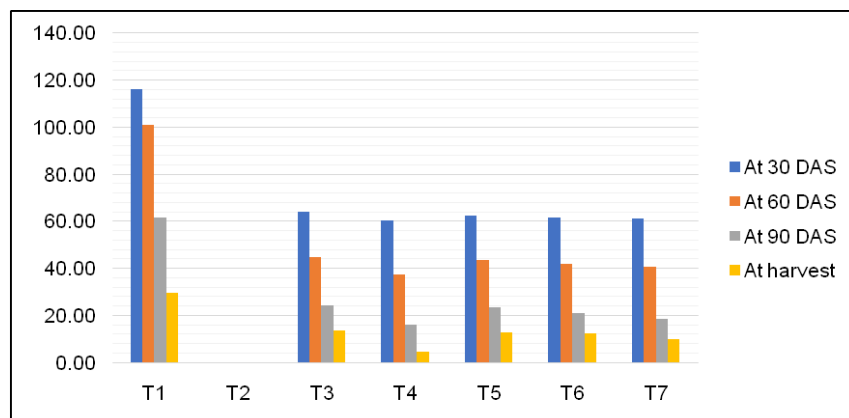


Fig.- 3: Effect of integrated weed management practices on total weed density (m²) of oat crop

3.4 Weed dry matter accumulation (gm⁻²)

The dry matter accumulation of total weed density (narrow and broad-leaved weeds) was recorded throughout the growing period and represented in Table 4 and illustrated in Fig 4. The perusal of data revealed that the various weed management treatments was significantly influenced the weed dry matter of the crop at all growth stages of oat crop. The observations on total weed dry matter recorded in gm⁻² was reported during the experiment, at all the growth stage, the treatment T₁ (weedy check) has the highest weed dry matter (37.62, 68.27, 152.89 and 272.51 gm⁻²) which closely followed by treatment T₃ (one hand weeding at 25 DAS). Whereas, the minimum weed density and weed dry matter were noted under treatment T₂ (Weed free). However, all the herbicidal treatment as well as other treatment were significantly superior in reducing total dry matter of weed over weedy.

The reduction in total weed dry matter in these treatments was primarily due to the effective control of all monocots, dicots and sedges at early stages and as a consequence recorded lower total weed density at all growth stages. The results conform with the findings of **Sanjoy Saha (2005) [19]**. This could be attributed to re-emergence and more accumulation of biomass in the weeds as they grew bigger with time. As the density of weeds decreases, their dry weight also decreases. The similar results finding by **Pandey and Singh (1994) [20]**, **Naik et al. (2001) [16]** and **Singh et al. (2011) [14]**.

Commented [C53]: Citation not found in the references section

Commented [C54]: Not found in the reference section

Table 4 Effect of integrated weed management practices on weed dry matter accumulation (gm⁻²) of oat crop

Sr. No.	Treatments	At 30 DAS	At 60 DAS	At 90 DAS	At harvest
T ₁	Weedy check (control)	6.21 (37.62)	8.32 (68.27)	12.40 (152.89)	16.53 (272.51)
T ₂	Weed free	1.0 (0.00)	1.0 (0.00)	1.0 (0.00)	1.0 (0.00)
T ₃	One hand weeding at 25DAS	5.85 (33.32)	6.87 (46.23)	7.83 (60.42)	8.54 (71.95)
T ₄	Two hand weeding at 25 DAS and 45 DAS	4.51 (19.42)	5.20 (26.15)	5.68 (31.27)	6.10 (36.31)
T ₅	Pre-emergence application of pendimethalin @0.75kg a.i. ha ⁻¹ + 25 DAS	5.76 (32.26)	6.76 (44.76)	7.74 (58.92)	8.38 (69.31)
T ₆	Post emergence application of atrazine @0.75kg a.i. ha ⁻¹ at 35 DAS + one hand weeding at 25 DAS	5.49 (29.21)	6.36 (39.51)	7.32 (52.69)	8.21 (66.43)
T ₇	Post emergence application of metsulfuron methyl @0.004 kg a.i. ha ⁻¹ at 35 DAS + one hand weeding at 25 DAS	4.93 (23.37)	5.79 (32.65)	6.23 (37.83)	7.20 (50.97)
SE (m)±		0.04	0.05	0.07	0.08
CD (P=05)		0.13	0.17	0.22	0.26

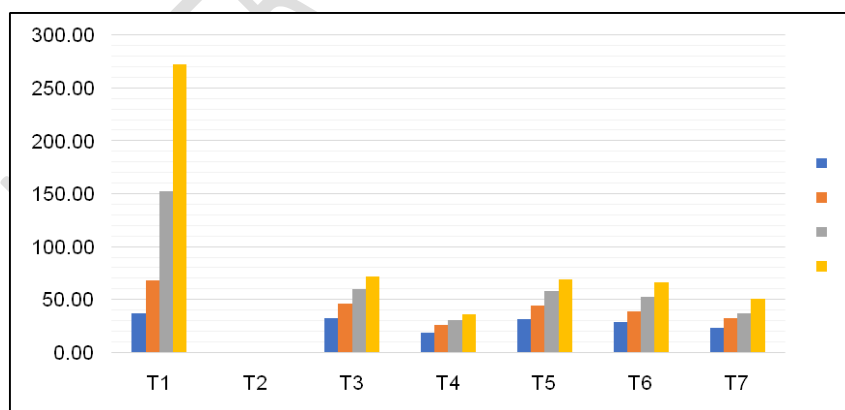


Fig.-4: Effect of integrated weed management treatment on weed dry matter accumulation (gm⁻²) of oat crop

Commented [C55]: Mention the colour legends like blue colour represents what? Orange colour ?....

3.5 Weed control efficiency (%)

The WCE on the basis of dry matter accumulation of weeds was worked out in different treatments at the time of harvest. The data regarding WCE have been present in Table 5 and illustrated in Fig 5. As per result indicated that the weed control methods were significantly affected on weed control efficiency.

For both narrow and broad leaf weed, the maximum WCE was recorded with treatment T₂ (weed free) 100% along with treatment T₄ (Two hand weeding at 25 DAS and 45 DAS) which gave the next best next value ranged 86.67%. The lowest weed control efficiency was observed under treatment T₁ (weedy check) because no measure has been taken to control weed during the experiment. Other treatments such as Post emergence application of metsulfuron methyl @0.004 kg a.i. ha⁻¹ at 35 DAS + one hand weeding at 25 DAS, post emergence application of atrazine @0.75kg a.i. ha⁻¹ at 35 DAS + one hand weeding at 25 DAS, pre-emergence application of pendimethalin @0.75 kg a.i. ha⁻¹ + one hand weeding at 25 DAS and one hand weeding at 25 DAS gave WCE varying from 73.59 to 81.29 % at different crop growth.

The best WCE (weed control efficiency) was observed when the field was kept weed-free. This is because the weeds were manually removed on a weekly basis, resulting in fewer weeds and less dry matter accumulation, which is directly related to effective weed control. This is mainly due to the lowest amount of weed dry matter under the above treatment. Similar results were also reported by **Tiwari et al. (2011) [21]**, **Naik et al. (2001) [16]** and **Singh et al. (2011) [14]**. This is possible due to depletion of weed dry weight resulted in increase in WCE. Similar favourable effect due to application of pendimethalin was observed by different worker (**Jat et al. 2009**)[22].

3.6 Weed Index (%)

The weed index data have been presented in table 5 and illustrated in Fig 5. The results indicated that weed control methods significantly affect the weed index. The weed index was significantly influenced by the different weed control treatments. The mean weed index was varying the range (0.0, 4.03, 9.14, 11.88, 15.78, 20.57 and 41.13%) at different crop growth stages. The maximum weed index was recorded with treatment T₁ (weedy check) 41.13% and treatment T₃ (one hand weeding at 25 DAS) gave the next value ranged 20.47%. treatment T₂ (weed free) recorded the minimum weed index (0%) indicating that there was no reduction in crop yield of this treatment due to weed infestation.

The crops faced increased stress as a result of uncontrolled weed growth, leading to lower yields. Chemical treatments that reduced the weed index were found more effective in suppressing weeds, providing better conditions for crop growth and ultimately increasing grain yields compared to weedy check treatments. **Pandey et al. (2001) [23]** who also stated that broad leaf weeds were effectively controlled when metsulfuron methyl was used alone. Similar results were found by **Sharma et al. (2018) [24]** and **Choudhary et al. (2016) [25]**.

Commented [C56]: WCE is not mention in the above if you are using this shortcut then write weed control efficiency (WEC).

Commented [C57]: Not found in the reference section

Table 5. Effect of integrated weed management practices on weed control efficiency (%) and

Sr. No.	Treatments	Weed control efficiency (%)	Weed index (%)
T ₁	Weedy check (control)	0.00	41.13
T ₂	Weed free	100.00	0.00
T ₃	One hand weeding at 25 DAS	73.59	20.47
T ₄	Two hand weeding at 25 DAS and 45 DAS	86.67	4.03
T ₅	Pre-emergence application of pendimethalin@ 0.75 kg a.i. ha ⁻¹ + one hand weeding at 25 DAS	74.56	15.78
T ₆	Post emergence application of atrazine@ 0.75 kg a.i. ha ⁻¹ at 35 DAS + one hand weeding at 25 DAS	75.62	11.88
T ₇	Post emergence application of metsulfuron methyl@ 0.004 kg a.i. ha ⁻¹ at 35 DAS + one hand weeding at 25 DAS	81.29	9.14
SE (m)±		0.92	0.82
CD (P= 0.05)		2.87	2.57

weed index (%) of oat crop.

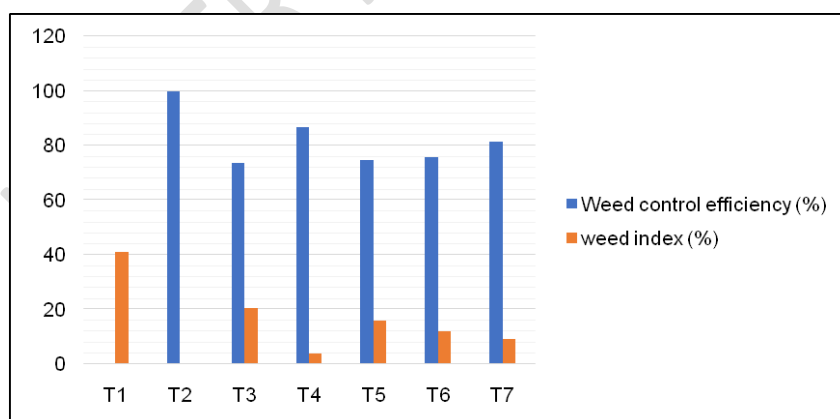


Fig.- 5: Effect of integrated weed management practices on weed control efficiency (%) and weed index (%) of oat crop

CONCLUSIONS

On the basis of results, it could be concluded that weed free (Pre-emergence application of pendimethalin +Post emergence application of atrazine + Post emergence application of metsulfuron methyl +thrice hand weeding) treatment is the best option which should be adopted for effective weed management in oat. Treatment T₄ (two hand weeding at 25 DAS and 45 DAS) and T₇ (Post emergence application of metsulfuron methyl @0.004 kg a.i./ha+ one hand weeding at 25 DAS) also recommended to the farmer because it is cost effective. It was observed that both treatments (T₂ and T₄) resulted in significantly lower weed density including narrow and broad leaf weed, and reduced weed dry matter accumulation compared to other treatments. The weed free treatment showed remarkable increase weed control efficiency by reducing the weed index. It is recommended to conduct further experiments to confirm these findings.

REFERENCES

1. Agarwal K, Kumar S, Tripathi RK, Sharma RK and Singh KA. 2008. Agro-economic analysis of fodde based cropping system. *Indian Journal of Fertilizers* 4(4): 121-31.
2. Stevens EJ, Armstrong KW, Bezar HW, Griffin WB and Hampton JG. 2004. Fodder Oats: An Overview oat, 596.
3. Anonymous, 2019. 20th Livestock Census-2012 All India Report. Department of Animal Husbandry, Dairying and Fisheries, New Delhi.
4. Singh AP, Yadav RS, Singh RP, Singh A and Singh V. 2020. Influence of Weed Management Practices on Weeds, Weed Control Efficiency, Nitrogen Uptake by Weeds and the Crop, Quality and Yield of Fodder Oat (*Avena sativa* L.). *International Journal of Current Microbiology and Applied Sciences* Special Issue-10: 168-172.
5. McDonald GK and Gurjeet SG. 2009. Improving crop competitiveness with weeds. p. 449-488. In V.O. Sadras, and D.F. Calderini (ed.) Crop physiology: applications for genetic improvement and agronomy. Academic Press, Burlington, USA.
6. Sanyal D, Prasanta C, Bhowmik, Anderson RL and Shrestha A. 2008. Revisiting the perspective and progress of integrated weed management *Weed Science* 56:161- 167.
7. Mohler CL. 2001. Enhancing the competitive ability of crops. p. 269-321. In M. Liebman, C.L Mohler, and C.P. Staver. (ed.) Ecological management of agricultural weeds. Cambridge University Press, NY.
8. Lundkvist A. 2009. Effects of pre- and post-emergence weed harrowing on annual weeds in peas and spring cereals. *Weed Research* 49:409-416.
9. Thalkar MG and Barikzai AB. 2021. Effects of integrated weed management on green forage yield of oats (*Avena sativa* L.). *International journal of creative research thoughts (IJCRT)* 568- 581.

Commented [C58]: This means the experiment is not fully complete?

Commented [C59]: Check spelling

Commented [C60]: Give full details like volume no. page no, and journal name

Commented [C61]: Not found in the text

10. Wildeman J. 2004. The effect of oat (*Avena sativa* L.) genotype and plant population on wild oat (*Avena fatua* L.) competition. Master's Thesis. University of Saskatchewan, SK. Canada.
11. May W E, Mohr RM, Lafond GP, Johnston AM and Stevenson FC. 2004. Early seeding-dates improve oat yield and quality in the eastern Prairies. *Canadian Journal of Plant Science* 84:431-442.
12. Bisiwasi CM, Bodake PS, Pathan SH, and Patil VS. 2013. Effect of integrated weed management on green forage yield and quality of oat (*Avena sativa* L.).
13. Singh VK, Dixit V, Singh R and Barthwal A. 2011. Efficacy of mechanical, cultural and chemical methods on weed suppression and yield of lentil. *Indian Journal of Weed Science* 43 (3&4): 192-194.
14. Pandey IB, Dwivedi DK and Pandey RK. 2007. Efficacy of herbicides and fertilizer management on weed dynamics in wheat (*Triticum aestivum*). *Indian Journal of Agronomy* 52 (1): 49-52.
15. Naik KR, Shaikh NP, Agrawal SB and Dubey KM. 2001 Integrated weed management in fodder oat (*Avena sativa* L.). *Forage Research* 27: 193-197
16. Singh CV, Ghosh BC, Mitra BN and Singh RK. 2008. Integrated weed and fertilizer management for sustainable weed control and improved productivity of upland rice. *Archives of Agronomy and Soil Science* 54 (2): 203-214.
17. Chopra N and Chopra NK. 2013. Bioefficacy of fenoxaprop, clodinafop, metribuzin alone and in combination against weeds in wheat and their residual effect on succeeding crops. *Indian Journal of Weed Science* 37 (5): 163-166.
18. Gupta, HS, Gopinath K and Pandey AK 2008 integrated weed management in wheat (*Triticum astivum*) *Indian Journal of Weed Science* 25(3):112-116.
19. Saha S. 2005 Evaluation of some new herbicide formulations alone or in tank mixture in transplanted rice. *Indian Journal of Weed Science* 37 (1&2): 125-128.
20. Panday and Singh RP. 1994. Effect of sulphonyl urea herbicides on weed control in wheat. *Indian journal of Agronomy* 39 (4): 565-568.
21. Tiwari RK, Dwivedi BS, Deshmukh G, Pandey AK and Jha A. 2011. Effect of weed control treatments on growth of little seed canary grass and productivity of wheat. *Indian Journal of Weed Science* 43 (3&4): 239-240.
22. Jat RK, Punia SS and Malik RK. 2009. Efficacy of herbicide mixtures and sequential applications against different weeds in wheat (*Triticum aestivum* L.). *Indian Journal of Weed Science* 39(1&2): 132-134.
23. Pandey J, Mishra B N and Verma AK. 2001. Effect of metsulfuron methyl, 2,4-D and their tank mix on weeds and yield of wheat (*Triticum aestivum* L.). *Annals of Agriculture Research* 22 (1): 100-103.
24. Sharma KC, Parmar PS, Solanki KS and Singh U. 2018. Weed control efficiency, productivity and energy relationships of wheat (*Triticum aestivum*) production as influenced by herbicidal

Commented [C62]: Not found in the text

Commented [C63]: Not found in the text

Commented [C64]: Not found in the text

Commented [C65]: Check the numbering written in the text

Commented [C66]: Not found in the text

Commented [C67]: Not found in the text

weedcontrol in vertisols of central *IndianJournal of Pharmacognosy and Phytochemistry* 7(2): 3715-3720.

25. Choudhary D, Singh PK, Chopra NK and Rana SC. 2016. Effect of herbicides and herbicide mixtures on weeds in wheat. *Indian Journal of Agriculture Research* 50(2): 107-112.

UNDER PEER REVIEW