

# Impact of integrated nitrogen management practices on nutrient content and their uptake by transplanted rice crop (*Oryza sativa* L.)

## ABSTRACT

**Aims:** To evaluate the effect of integrated nitrogen management practices on nutrient content and their uptake by transplanted rice (*Oryza sativa* L.) crop in mid hill conditions of Himachal Pradesh.

**Study design:** The experiment was performed in randomized block design (RBD).

**Place and Duration of Study:** Department of Agronomy, School of Agriculture, Abhilashi University, Chail Chowk, Mandi, (H.P.), during the *kharif* season of 2023.

**Methodology:** The field trial was conducted with eight treatments and three replications. The different treatments combinations were T<sub>1</sub> (Absolute control), T<sub>2</sub> (100% RDN through Chemical Fertilizer), T<sub>3</sub> (75% RDN through CF + 25% N through FYM), T<sub>4</sub> (75% RDN through CF + 25% N through poultry manure), T<sub>5</sub> (75% RDN through CF + 25% N through vermicompost), T<sub>6</sub> (50% RDN through CF + 50% N through FYM), T<sub>7</sub> (50% RDN through CF + 50% N through poultry manure), T<sub>8</sub> (50% RDN through CF + 50% N through vermicompost).

**Results:** The study of the data of results revealed that the N, P and K content in grains and straw of rice crop showed no significant differences with the application of nitrogen through CF and organic manures, while, the maximum contents of these nutrients were higher in treatment T<sub>2</sub>. However, the significantly highest uptake of N, P and K by grains and straw and total uptake of these nutrients by rice was noted in treatment T<sub>2</sub> which was statistically at par with treatment T<sub>4</sub> and T<sub>5</sub>. Whereas, the minimum uptake of these nutrients by grains and straw along with their total uptake was found in treatment T<sub>1</sub> (Absolute control).

**Conclusion:** Study results revealed that the use of integrated nitrogen management enhances the nutrient content and their uptake in rice crop.

**Keyword:** Rice, chemical fertilizer, poultry manure, vermicompost, nutrient content and nutrient uptake.

## 1. INTRODUCTION

Rice (*Oryza sativa* L.) is the most important crop in the developing world and is the staple food of over half the world's population. For 40% of the world's population, it is their primary source of calories (**Virdia and Mehta, 2009**) [1]. Almost 90% of the total rice is produced and consumed in Asia. Half of the world's population depends primarily on rice, which is farmed in more than hundred countries (**Koumeleh et al. 2007**) [2]. Rice is an excellent food and is an excellent source of carbohydrates and energy. It is a high calories food which contains 75% starch, 6-7% protein, 2-2.5% fat, 0.8% cellulose and 5-9% ash. In Asia, more than two billion people are getting 60-70% of their energy requirement from rice and its derived products **Tomar et al. (2018)** [3]. Rice is cultivated in approximately 120 countries; China grows 214 million tonnes, and India (about 173 million tons). China was the world leader in rice production in 2019-20, producing 146.73 million metric tons, followed by India with 115.00 million metric tons (**Anonymous,**

**2020) [4].** In India, rice occupies an area of 45.77 million hectares with production of 124.37 million tons with an average productivity of 2717 kg ha<sup>-1</sup> (**Anonymous, 2021) [5].**

Nitrogen (N) is the most essential and limiting nutrient element required in large amounts for rice production and provision of adequate supply of N throughout the growing period is essential for realizing potential yields **Surekha et al. (2016) [6].** Nitrogen promotes rapid plant growth and improves grain yield and quality through higher tillering, leaf area development, grain formation, grain filling and protein synthesis **Reddy et al. (2019) [7]** and plays a crucial role in enhancing the yield. Nitrogen play a vital role in a living plant tissues and is a constituent of protein, enzyme, hormone, vitamins, alkaloids and chlorophyll etc. Nitrogen is one of the primary nutrients critical for the survival of all living organisms. Amino acids are required by humans, and nitrogen is a vital supply of these amino acids, which aids in the production of animal proteins. Our genes are made up of nucleic acid DNA and RNA is involved in protein synthesis, which requires nitrogen. Nitrogen is abundant in the environment but humans can't use it directly from air or soil. So, humans depend upon green plants and microbes to convert them into a usable form for using them.

Nitrogenous fertilizers are one of the main factors responsible for contributing to increase in rice yield in India. In rice production, farmers apply large amounts of N fertilizer to maximize yield, but only 20-50% of N is taken up by the crop. The resulting loss of the applied N, which is a mobile nutrient leads to increased water and land pollution and greenhouse gas (GHG) emissions. Continuous use of chemical fertilizers alone causes soil organic matter degradation, soil acidity and environmental pollution **Shipra et al. (2019) [8].** The increasing fertility of soil and crop productivity through use of chemical or synthetic fertilizers has often affected negatively on biogeochemical cycles. Also usage of fertilizer caused leaching and run-off of nutrients, especially nitrogen and phosphorus results in degradation of environment. Nitrogen (N) can be lost from the soil by leaching, de-nitrification and volatilization. Practice like deep placement of urea super granule (USG), soil incorporation, use of slow release N fertilizer etc., that minimize N concentration in flood water can reduce its loss through runoff.

The use of inorganic fertilizer to sustain cropping was found to increase yield only for some few years but not long terms, it has not be effective and leads to soil degradation **Satynarayana et al. (2002) [9].** The integration of organic manure with inorganic fertilizers is essential to achieve sustained production of rice and maintain the soil fertility for a longer period (**Gill and Walia, 2014) [10].** Numerous research findings suggest that using nitrogen fertilizer in combination with organic sources can accelerate the process of organic N mineralization and immobilization, hence, lowering nitrogen losses. Manures improve soil structure, water holding capacity of soil, organic matter contents as well as microbial populations. Integrated use of organics especially vermicompost, poultry manure, farmyard manure, green manure, neem cake and bio-fertilizers as sources of nitrogen application with inorganic fertilizers improve the growth, yield and yield attributing traits in rice. Poultry manure contains major, secondary and micro nutrients that can support crop production and enhance the physical and chemical properties of soil. It improves soil retention and uptake of plant nutrients. (**Mohammed et al. (2010) [11].** Vermicompost is rich in plant nutrients like- nitrogen, phosphorus, potassium, calcium, vitamins, natural phyto-regulators and micro flora in balanced form that helps in re-establishment of the natural fertility of the soil (**Arancon and Edwards, 2009) [12].** Optimal crop yields and long term soil productivity may be maintained with the combined application of organic manures and inorganic fertilizers **Puli et al. (2016) [13].** So, there is a need to integrate organic manures with chemical fertilizers for sustainable crop production, maintenance of soil fertility and conservation of natural resources.

## **2. MATERIAL AND METHODS**

The experiment entitled "Effect of integrated nitrogen management on productivity of transplanted rice (*Oryza sativa* L.) in mid hill conditions of Himachal Pradesh" was carried out at the research farm of the

School of Agriculture, Abhilashi University, Mandi (H.P.) during the *Kharif* season of 2023. The experimental farm is situated at 30° 32' N latitude and 74° 53' E longitudes, with an elevation of 1391 m above mean sea level. The soil of the experimental field was slightly acidic in reaction, medium in organic carbon, low in available nitrogen and medium in available phosphorus and potassium. The pH of the experimental soil was slightly acidic in reaction, which is 5.5 with an electrical conductivity of 0.011 dSm<sup>-1</sup>, medium in organic carbon (0.70%), low in available nitrogen (218.37 kg ha<sup>-1</sup>), medium in available phosphorus (17.89 kg ha<sup>-1</sup>) and potassium (226.15 kg ha<sup>-1</sup>). The spacing for the tested variety (Hybrid paddy super-120) was 20 × 10 cm row to row and plant to plant. The experiment was laid out in a randomized block design (RBD) with eight treatments and three replications. There were eight treatments comprising of T<sub>1</sub>= Absolute control, T<sub>2</sub>= 100% RDN (Recommended Dose of Nitrogen) through CF (Chemical Fertilizer), T<sub>3</sub>= 75% RDN through CF + 25% N through FYM, T<sub>4</sub>= 75% RDN through CF + 25% N through poultry manure, T<sub>5</sub>= 75% RDN through CF + 25% N through vermicompost, T<sub>6</sub>= 50% RDN through CF + 50% N through FYM, T<sub>7</sub>= 50% RDN through CF + 50% N through poultry manure, T<sub>8</sub>= 50% RDN through CF + 50% N through vermicompost. Recommended doses of N, P and K were applied in the form of urea, Diammonium phosphate (DSP) and muriate of potash (MOP). Well decomposed farm yard manure, poultry manure and vermicompost were used as organic sources for nitrogen. Urea was the source of nitrogen, and it was administered in three separate doses during the transplanting, tillering and panicle initiation stages. Equal doses of potassium and phosphorus (50 kg ha<sup>-1</sup>) in the form of muriate of potash and diammonium phosphate (DAP), respectively. Half of the potash and the entire amount of phosphorus were administered as basal, while the other half was applied at the heading stage. Upon harvest, plant samples from each treatment were gathered, cleaned and then allowed to dry in the shade. A mixer grinder was used to finely powder the samples after they had been shade-dried and oven-dried for 24 to 48 hours at 60 ± 50 °C. N, P and K content as well as rice crop uptake were examined using the finely powdered plant samples. **Jackson (1973) [14]** described the modified Kjeldahl digestion and distillation method, which was used to estimate the amount of nitrogen in the plant sample. Using the vanadomolybdate phosphoric yellow color method, the phosphorus content of the plant was ascertained, and the phosphorus content of the plant sample was estimated as per Jackson (1973) instructions. A flame photometer was used to evaluate the potassium content of plants (Jackson, 1973). After multiplying the N, P and K content (%) by the grain and straw yields (q ha<sup>-1</sup>) at harvest, the N, P and K absorption (kg ha<sup>-1</sup>) in each treatment was determined. When the rice crop was harvested, the yields of grain and straw were noted.

### 3. RESULTS AND DISCUSSION

#### 3.1 N content (%) and uptake (kg ha<sup>-1</sup>)

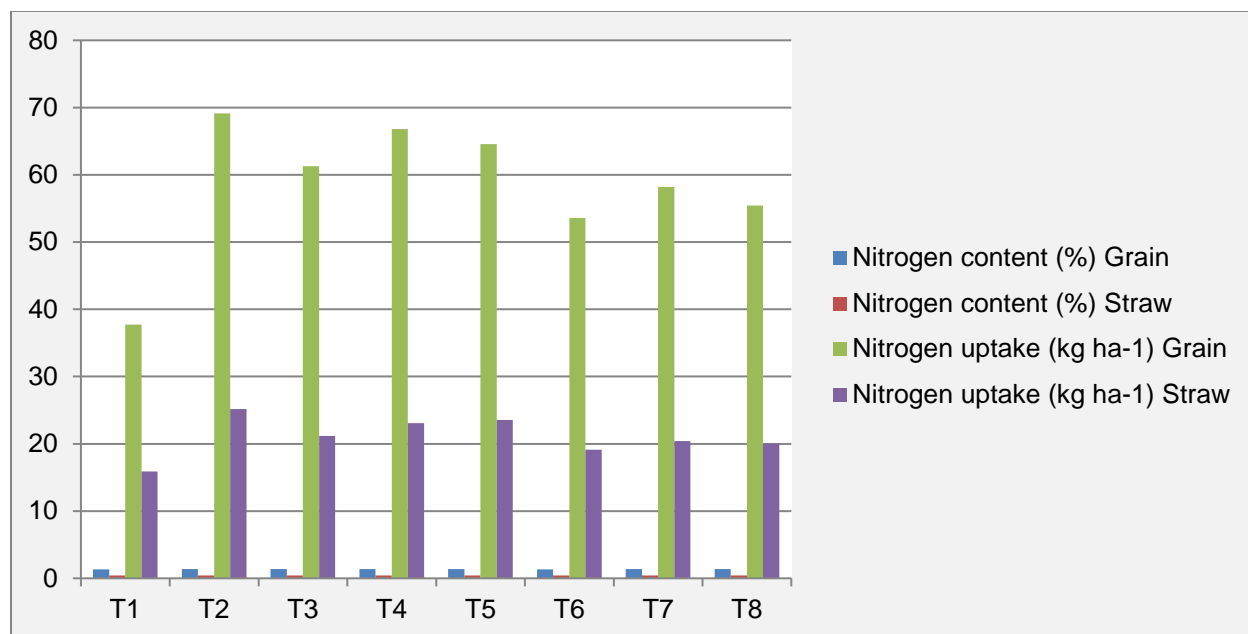
The N content and their uptake by grains and straw of transplanted rice is displayed in the (Table- 1) and predicted in the (Fig.-1). The study of the data showed no significant differences of nitrogen concentration present in the grains and straw of the transplanted rice crop by various nitrogen management treatments. However, the maximum nitrogen content in grains and straw of transplanted rice crop was noticed in treatment of T<sub>2</sub> (100% RDN through CF) and minimum in treatment T<sub>1</sub> (Absolute control).

The application N by organic manure and nitrogenous chemical fertilizer had a substantial impact on the uptake of N by grains and straw as well as the total N uptake. During the study, the highest nitrogen uptake by grains and straw of transplanted rice crop was recorded under treatment T<sub>2</sub> (100% RDN through CF), which was statistically at par with treatment T<sub>4</sub> (75% RDN through CF + 25% N through poultry manure) and T<sub>5</sub> (75% RDN through CF + 25% N through vermicompost). Though, treatment T<sub>1</sub> (Absolute control) showed the minimum amount of N uptake by grains and straw of transplanted rice crop. The treatment T<sub>2</sub> also recorded the total uptake of nitrogen and was it was on par with treatments T<sub>4</sub> and T<sub>5</sub> and the minimum total nitrogen uptake was found under treatment T<sub>1</sub>.

As per the research the N uptake by rice grain and straw increased significantly with the combined application of organic manure and chemical fertilizers. The reason for the increased uptake of N with incremental dosages could be that the plant absorbed the nutrients proportionately as the amount of accessible nutrients in the soil solution increased. This could be because only larger fertilizer doses are able to fill the absorption sites in the soil and increase the nutrient status. Organic manure nutrient release rate is usually very slow and high depends on microbial activity. Whereas, chemical fertilizer are highly concentrated with less leaching and quick release of N compared to organic manure can be attributed for higher uptake of nitrogen in grains and straw of transplanted rice crop. Similar results also reported by **Baishya et al. (2015) [15]** and **Rao et al. (2014) [16]**.

**Table 1. Effect of integrated nitrogen management on nitrogen content and their uptake by grain and straw of transplanted rice crop**

S.N.	Treatments	Nitrogen content (%)		Nitrogen uptake (kg ha <sup>-1</sup> )		
		Grain	Straw	Grain	Straw	Total
T <sub>1</sub>	Absolute control	1.31	0.40	37.74	15.87	53.61
T <sub>2</sub>	100% RDN through CF (Chemical Fertilizer)	1.39	0.44	69.12	25.15	93.27
T <sub>3</sub>	75% RDN through CF + 25% N through FYM	1.36	0.42	61.30	21.16	82.46
T <sub>4</sub>	75% RDN through CF + 25% N through poultry manure	1.38	0.43	66.78	23.07	89.85
T <sub>5</sub>	75% RDN through CF + 25% N through vermicompost	1.37	0.43	64.55	23.57	87.12
T <sub>6</sub>	50% RDN through CF + 50% N through FYM	1.34	0.41	53.56	19.11	72.67
T <sub>7</sub>	50% RDN through CF + 50% N through poultry manure	1.36	0.42	58.18	20.39	78.57
T <sub>8</sub>	50% RDN through CF + 50% N through vermicompost	1.35	0.42	55.42	20.01	75.43
	<b>S.Em.±</b>	<b>0.04</b>	<b>0.01</b>	<b>1.89</b>	<b>0.61</b>	<b>2.51</b>
	<b>C.D. (P= 0.05)</b>	<b>NS</b>	<b>NS</b>	<b>5.78</b>	<b>1.88</b>	<b>7.70</b>



**Fig.1. Effect of integrated nitrogen management on nitrogen content and their uptake by grain and straw of transplanted rice crop**

### 3.2 P content (%) and uptake (kg ha<sup>-1</sup>)

Along with their uptake by grains, straw and total uptake, the P content in grains and straw of the transplanted rice crop is provided in Table- 2 and illustrated in Fig.- 2. The perusal of the data of the study showed that the amount of P in the grains and straw of the transplanted rice crop did not varied significantly by the application of the various nitrogen management treatments. While, the treatment T<sub>2</sub>= 100% RDN through CF had the highest P content in grains and straw of transplanted rice crop, however, the minimum P content in grain and straw of transplanted rice crop was reported under treatment T<sub>1</sub> (Absolute control).

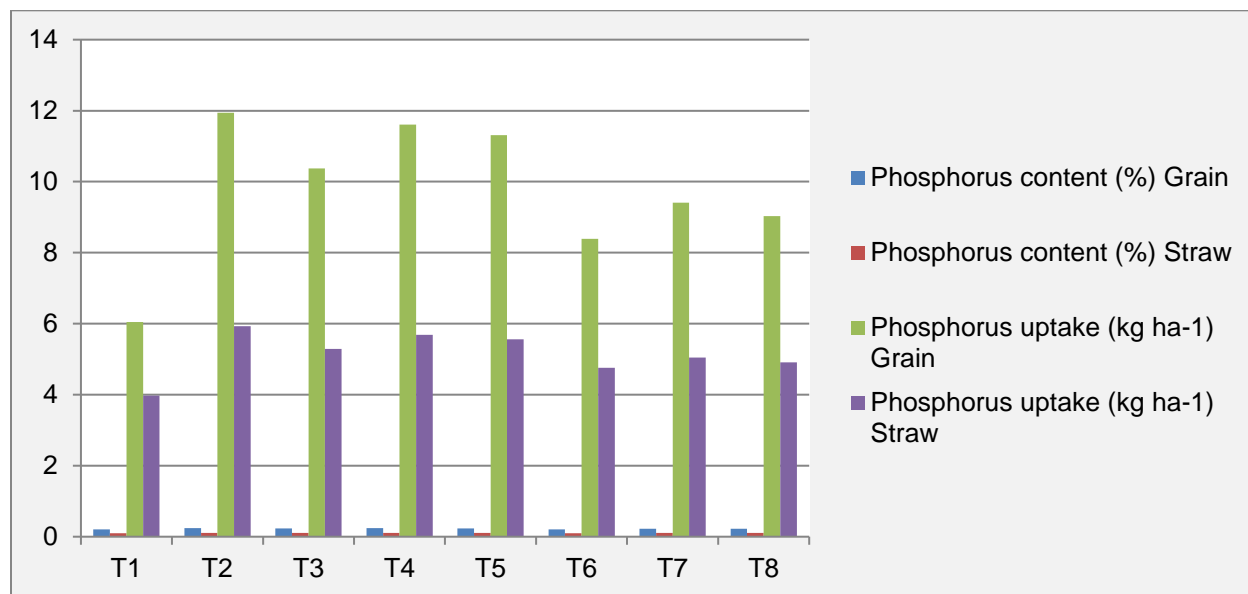
**Table 2: Effect of integrated nitrogen management on phosphorus content and their uptake by grain and straw of transplanted rice crop**

S.N.	Treatments	Phosphorus content (%)		Phosphorus uptake (kg ha <sup>-1</sup> )		
		Grain	Straw	Grain	Straw	Total
T <sub>1</sub>	Absolute control	0.21	0.100	6.05	3.97	10.02
T <sub>2</sub>	100% RDN through CF (Chemical Fertilizer)	0.24	0.108	11.94	5.93	17.87
T <sub>3</sub>	75% RDN through CF + 25% N through FYM	0.23	0.105	10.37	5.29	15.66
T <sub>4</sub>	75% RDN through CF + 25% N through poultry manure	0.24	0.106	11.61	5.69	17.30
T <sub>5</sub>	75% RDN through CF + 25% N through vermicompost	0.23	0.106	11.31	5.56	16.87
T <sub>6</sub>	50% RDN through CF + 50% N through FYM	0.21	0.102	8.39	4.76	13.15
T <sub>7</sub>	50% RDN through CF + 50% N through poultry manure	0.22	0.104	9.41	5.05	14.46
T <sub>8</sub>	50% RDN through CF + 50% N through vermicompost	0.22	0.103	9.03	4.91	13.94
	<b>S.Em.±</b>	<b>0.01</b>	<b>0.003</b>	<b>0.28</b>	<b>0.16</b>	<b>0.49</b>

	<i>C.D. (P= 0.05)</i>	<b>NS</b>	<b>NS</b>	<b>0.86</b>	<b>0.50</b>	<b>1.51</b>
--	-----------------------	-----------	-----------	-------------	-------------	-------------

Nitrogen application through organic and inorganic sources had an adequate effect on the uptake of phosphorus by grains and straw. The study of the data found that treatment T<sub>2</sub>= (100% RDN through CF) recorded the maximum nitrogen uptake by grains and straw of transplanted rice crop and it was statistically on par with treatment T<sub>4</sub> (75% RDN through CF + 25% N through poultry manure) and T<sub>5</sub> (75% RDN through CF + 25% N through vermicompost). However, the minimum uptake of P by grains and straw of transplanted rice crop was recorded under treatment T<sub>1</sub> (Absolute control). Likewise, uptake of P by grains and straw, the total P uptake by transplanted rice crop was highest under treatment T<sub>2</sub>, which was statistically comparable with treatment T<sub>4</sub> and T<sub>5</sub>. While, the lowest P uptake by transplanted rice crop were found in treatment T<sub>1</sub>.

In rice, phosphorus is necessary for root development, ripening, early blooming and tolerance to certain biotic and abiotic challenges. Data analysis reveals that treatment T<sub>2</sub>= 100% RDN through CF (Chemical Fertilizer), in general, may be more effective than other treatments in promoting phosphorus uptake in rice crop. Phosphorus moves to the root surface through diffusion. However, the presence of the organic matters in the different organic manures increases the activity and population of the microbes into the soil, which might increases the absorption and uptake of phosphorus in grains and straw of transplanted rice crop. Similar results were also found by **Sathish et al. (2011) [17]** and **Tiwari et al. (2020) [18]**.



**Fig.2. Effect of integrated nitrogen management on phosphorus content and their uptake by grain and straw of transplanted rice crop**

### 3.3 K content (%) and uptake (kg ha<sup>-1</sup>)

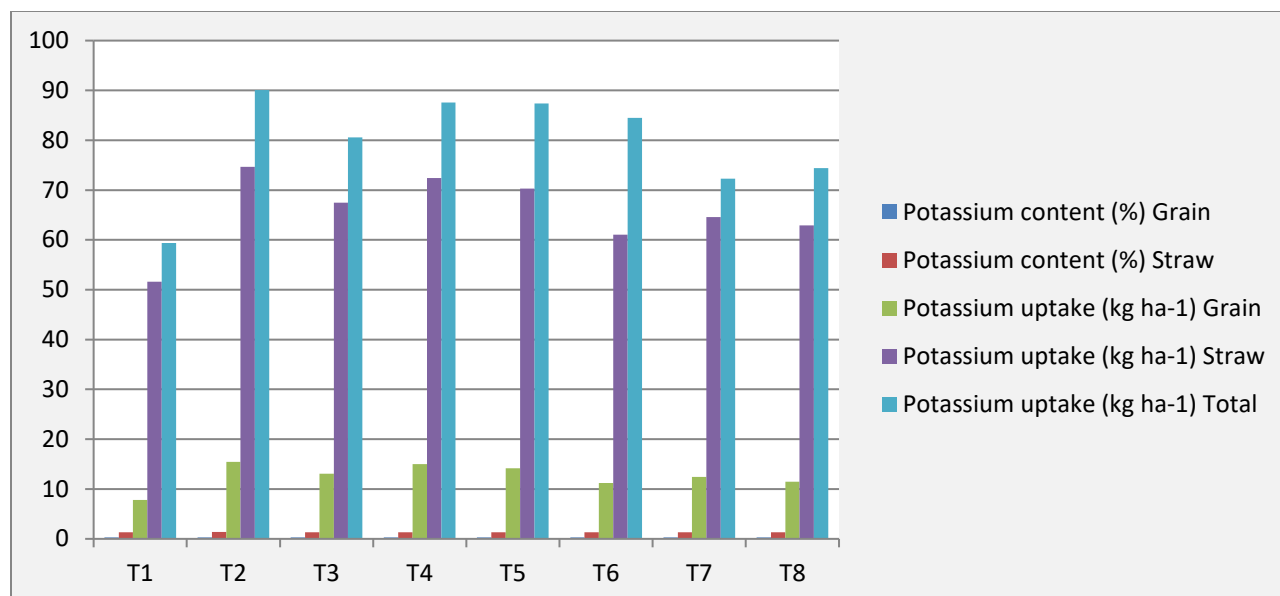
The K content and their uptake by grains and straw of transplanted rice are presented in Table- 4 and depicted in Fig.- 4. The analysis of the data of the research trial showed that there are no significant differences of the K content in the grains and straw of the transplanted rice crop. However, the highest K content in grains and straw of the transplanted rice crop was recorded under treatment T<sub>2</sub>= 100% RDN through CF (Chemical Fertilizer), whereas, the lowest in treatment T<sub>1</sub> (Absolute control).

The uptake of potassium (K) by transplanted rice crop grains and straw was found to be significantly impacted by integrated nitrogen management. During the research, T<sub>2</sub> (100% RDN through CF) recorded the maximum K uptake by grains and straw of transplanted rice crop, which was statistically at par with treatment T<sub>4</sub> (75% RDN through CF + 25% N through poultry manure) and T<sub>5</sub> (75% RDN through CF + 25% N through vermicompost). While, the treatment T<sub>1</sub> (Absolute control) noticed the lowest K uptake by grains and straw. The total uptake of K by transplanted rice crop was also recorded under treatment T<sub>2</sub>, which was statistically on par with treatment T<sub>4</sub> and T<sub>5</sub>. Even so, treatment T<sub>1</sub> (Absolute control) had the minimum uptake of K by transplanted rice crop during the research.

Potassium is an essential factor in optimizing root development, enhancing plant vigor, reducing lodging, encouraging cell division, supplying osmotic pull, helps in maintain metabolism. Treatment T<sub>1</sub> (Absolute control) where no fertilizer were applied, recorded the significantly lowest uptake of potassium nutrient. Higher uptake of potassium in grain and straw of transplanted rice crop due to increase with increasing levels of chemicals fertilizer. This might be due to increased supply of nutrients accruing directly through organic and inorganic sources to the crop. K application promoted the growth of the rice roots and overall plant growth because of increasing contact between the ions and roots with increasing K availability in the soil contributing to a high K uptake. The application of organic and inorganic sources of nutrient in combination remarkably increased K uptake in grains and straw of transplanted rice crop. Similar results were also reported by Narwal and Chaudhary (2006) [19], Mondal et al. (2015) [20] and Shrivastava and Singh (2017) [21].

**Table 3: Effect of integrated potassium management on potassium content and their uptake by grain and straw of transplanted rice crop**

S.N.	Treatments	Potassium content (%)		Potassium uptake (kg ha <sup>-1</sup> )		
		Grain	Straw	Grain	Straw	Total
T <sub>1</sub>	Absolute control	0.27	1.30	7.78	51.58	59.36
T <sub>2</sub>	100% RDN through CF (Chemical Fertilizer)	0.31	1.36	15.42	74.64	90.06
T <sub>3</sub>	75% RDN through CF + 25% N through FYM	0.29	1.34	13.07	67.50	80.57
T <sub>4</sub>	75% RDN through CF + 25% N through poultry manure	0.31	1.35	15.00	72.41	87.57
T <sub>5</sub>	75% RDN through CF + 25% N through vermicompost	0.30	1.34	14.14	70.32	87.41
T <sub>6</sub>	50% RDN through CF + 50% N through FYM	0.28	1.31	11.19	61.07	84.46
T <sub>7</sub>	50% RDN through CF + 50% N through poultry manure	0.29	1.33	12.41	64.56	72.26
T <sub>8</sub>	50% RDN through CF + 50% N through vermicompost	0.28	1.32	11.49	62.90	74.39
	<b>S.Em.±</b>	<b>0.01</b>	<b>0.04</b>	<b>0.43</b>	<b>2.12</b>	<b>2.40</b>
	<b>C.D. (P= 0.05)</b>	<b>NS</b>	<b>NS</b>	<b>1.32</b>	<b>6.51</b>	<b>7.36</b>



**Fig.3. Effect of integrated nitrogen management on potassium content and their uptake by grain and straw of transplanted rice crop**

#### 4. CONCLUSION

In conclusion, the application of nitrogen through chemical fertilizers with alteration of organic manure can be good practice for achieving the higher N, P and K content in grains and straw of transplanted rice crop as well as their uptake in grains, straw and total uptake by transplanted rice crop. The results of this study suggest that applying 100% RDN through chemical fertilizer increased the nutrient content and their uptake by transplanted rice.

#### REFERENCES

1. Virdia HM, Mehta HD. Integrated Nutrient Management in Transplanted Rice (*Oryza sativa* L.). Journal of Rice Research, Vol.2, No.2.pp. 2009;99-104.
2. Koumeleh, AS, Sharmila P, Uprety CD, Saradhi PP. Impact of elevated CO<sub>2</sub> on nutrient uptake of rice cultivars. (*Oryza sativa* L.). Indian Journal of Crop Sciences 2007;(2):87–90.
3. Tomar R, Singh NB, Singh V, Kumar D. Effect of planting method and integrated nutrient management on growth parameters, yield and economic of rice. Journal of Pharmacognosy and Phytochemistry. 2018;7(2):520-527.
4. Anonymous. (USDA) World Agricultural Production. Foreign Agricultural Service Circular Series WAP 2020;1-20.
5. Anonymous. 4<sup>th</sup> Advance Estimates, Agricultural statistics at a glance, Department of Agriculture and Farmers Welfare Economics & Statistics Division. Government of India Ministry of Agriculture & Farmers Welfare. 2021.
6. Surekha KR, Kumar M, Nagendra N, Sailaja T, Satyanarayana V. 4R nitrogen management for sustained rice production better crops. *South Asia*, pp. 2016;18-19.

7. Reddy P, Rao BB, Surekha K, Hussain S. Transplanted rice as influenced by different enriched nitrogen sources- An economic appraisal. International Journal of Current Microbiology and Applied Sciences. 2019;8(06):3229-3231.
8. Shipra Y, Lal M, Naresh RK, Yadav RB, Yadav A, Yadav KG, Kumar R, Sharath Chandra M, and Rajput, P. Effect of organic and inorganic nutrient sources on productivity, grain quality of rice and rice health in North Western IGP: A Review. International Journal of Current Microbiology and Applied Sciences. 2019;8(12):2488-2514.
9. Satyanarayana V. Murthy VRK, Prasad V, Boote KJ. Influence of integrated use of farmyard manure and inorganic fertilizers on yield and yield components of irrigated lowland rice. Journal of Plant Nutrition. 2002;25(10), 2081-2090.
10. Gill JS, Walia SS. Influence of FYM, brown manuring and nitrogen levels on direct seeded and transplanted rice (*Oryza sativa* L.) A Review. Research Journal of Agriculture and Environmental Management. 2014;3(9): 417- 426.
11. Mohammed MA, Sekar S, Muthukrishnan P. Prospects and Potential of Poultry Manure. Asian Journal of Plant Sciences. 2010;9(4):172-182.
12. Arancon QN, Edwards CA. The utilization of vermicompost in Horticulture and Agriculture. In: Edwards CA, Jeyaraaj R, Indira AJ (Eds.) Vermitechnology in Human welfare. Rohini Achagam, Coimbatore, Tamil Nadu, India, pp 2009;98-108.
13. Puli M.R, Prasad PRK, Ravindra PB, Jayalakshmi M, Burla SR. (2016). Effect of organic and inorganic sources of nutrients on rice crop (*Oryza sativa* L.). International Journal of Bio-resource and stress management. 2016;53,151-159.
14. Jackson ML. Soil chemical analysis, Prentice hall of India, Pvt. Ltd., New Delhi 1973.
15. Baishya LK, Rathore SS, Singh D, Sarkar D, Deka BC. Effect of integrated nutrient management on rice productivity, profitability and soil fertility. Annals of plant and soil research. 2015;17(1):86-90.
16. Rao U, Dakshina Murthy KM, Sridhar TV. Adi Lakshmi D. Effect of incremental doses of fertilizers on nutrient uptake and quality parameters of Kharif rice, (*Oryza sativa* L.) on deltaic soils of Andhra Pradesh. International Journal of Farm Sciences. 2014;4 : 1-5.
17. Sathish A, Govinda Gowda V, Chandrappa H, Kusagur N. Long Term Effect of Integrated Use of Organic and Inorganic Fertilizers on Productivity, Soil Fertility and Uptake of Nutrients In Rice & Maize Cropping System. International Journal of Science and Nature. Vol. 2(1)2011; 84-88.
18. Tiwari H, Singh AK, Pandey SR, Tiwari A. Effect of Integrated nutrient management practices on nutrient content and uptake by rice (*Oryza sativa* L.). Journal of Pharmacognosy and Phytochemistry. 2020;9(6):2131- 2134
19. Narwal R.P. and Chaudhary M. Effect of long-term application of FYM and fertilizer N on available P, K and S content of soil. In: 18th world congress of soil science, 9-15 July, Philadelphia, Pennsylvania, USA. 2006.
20. Mondal S, Mallikarjun M, Ghosh M, Ghosh DC, Timsina J. Effect of integrated nutrient management on growth and productivity of hybrid rice. J Agric. Sci. Technol. 2015;297-308.

21. Srivastava AK, Singh AK. Growth, yield and nutrient uptake of hybrid rice as influenced by nutrient management modules and its impact on economic of the treatments. Journal of Applied and Natural Science. 2017 Dec1;9(4):2414-2420.

UNDER PEER REVIEW