

Increase In Incidence of Gall-bladder Carcinoma In Tea-estate Workers in a Tertiary Care Centre

Abstract:

Objective:To calculate the increase in carcinoma Gall-Bladder in Tea-Estate workers in a Tertiary Care Centre (AMCH)

Introduction:Gallbladder carcinoma (GBC) arises from the epithelial lining of the gallbladder (GB) and the cystic duct. It is the most common biliary tract malignancy worldwide. North, East, Northeast and Central India are among the high incidence areas for gallbladder in contrast to South and West India.

Material & Methodology: Patients who were diagnosed with carcinoma GB, admitted under General Surgery, AMCH from July 2014- July 2022 are included in the study.

Results:

IN MALE: 03 in 242- G.B Pathology patients (b/w 2014-18) and 05 in 274- G.B Pathology patients (b/w 2018-22).

IN FEMALE: 256 in 2083 - G.B Pathology patients (b/w 2014-18) and 334 in 2530- G.B Pathology patients (b/w 2018-22).

IN MALE TEA-GARDEN POPULATION : It was 23.07 % (b/w 2014-18) and 23.52% (b/w 2018-22)

IN FEMALE TEA-GARDEN POPULATION : It was 60.1 % (b/w 2014-18) and 68.56 % (b/w 2018-22).

Discussion: Dimethoate, Tetradifon, Monocrotophos are few of the toxic compounds used as pesticides in the tea garden.

Pesticides can cause intoxication in the individuals who manipulate them through either inhalation, ingestion, or dermal contact. It causes damage to the DNA. Although it is mentioned in many research articles about the strong association between the pesticides and carcinogenesis; the use of such substances is not banned nor is there awareness created regarding the maximum and minimum exposure amount.

Conclusion: Gall Bladder carcinoma is in a rising trend as per study in the tertiary care centre. Cases are more rising in females as compared to males. Cases of Ca Gb in the north-east region are significantly high, and in rising trends; suspicion towards use of pesticides in the tea-gardens.

Key-words: Gall bladder, Cancer, Pesticides, North-East, Tea-Estate workers, Carcinogenesis, DNA damage.

INTRODUCTION: Gallbladder carcinoma (GBC) arises from the epithelial lining of the gallbladder (GB) and the cystic duct. It is the most common biliary tract malignancy worldwide.

The age standardized rate (ASR) for GBC of North and north-east India are 11.8/100,000 population and 17.1/100,000 population respectively

North, East, Northeast and Central India are among the high incidence areas for gallbladder in contrast to South and West India.

Case Presentation: It is a Retrospective observational case study. Patients who were diagnosed with carcinoma GB, admitted under General Surgery, AMCH from July 2014- July 2022 are included in the study.

Data collected from AMCH Cancer Registry, M.R.D Office, Admission records of surgery department and O.T records.

Diagnosis confirmed by pre-op CECT abdomen and HPR.

Over last 08 years (July -14 to July-22), Total 71,541 cases admitted under General Surgery from O.P.D & Emergency department has been included in the study.

UNDER PEER REVIEW

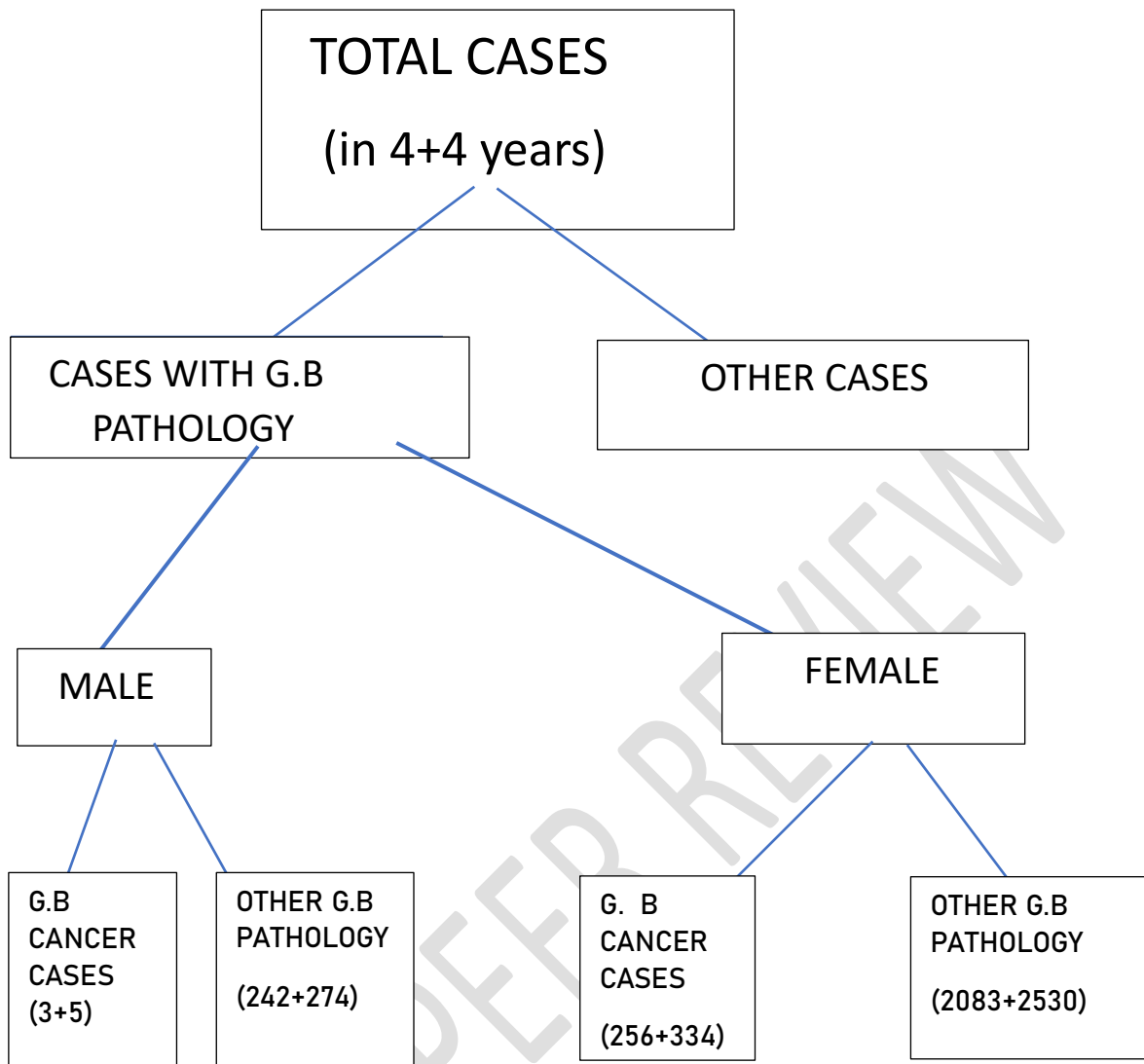


Chart 1 : Study protocol

Discussion:

IN MALE: 03 in 242- G.B Pathology patients (b/w 2014-18) and 05 in 274- G.B Pathology patients (b/w 2018-22).

IN FEMALE: 256 in 2083 - G.B Pathology patients (b/w 2014-18) and 334 in 2530- G.B Pathology patients (b/w 2018-22).

IN MALE TEA-GARDEN POPULATION : It was 23.07 % (b/w 2014-18) and 23.52% (b/w 2018-22)

IN FEMALE TEA-GARDEN POPULATION : It was 60.1 % (b/w 2014-18) and 68.56 % (b/w 2018-22).

Fig 1 : CA G.B IN TEA-GARDEN
POPULATION

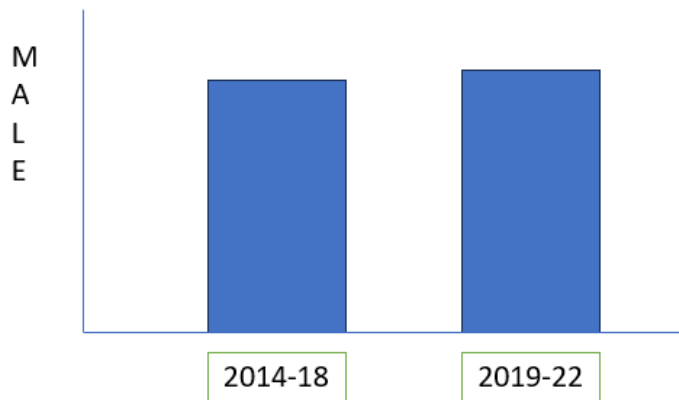
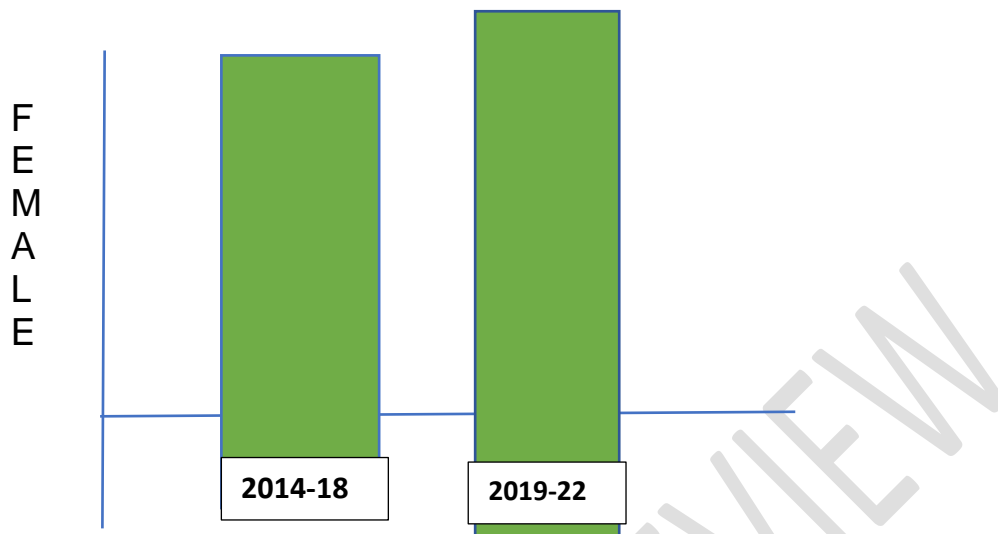


Fig 2 : CA G.B IN TEA-GARDEN
POPULATION



Dimethoate, Tetradifon, Monocrotophos are few of the toxic compounds used as pesticides in the tea garden.

Pesticides can cause intoxication in the individuals who manipulate them through either inhalation, ingestion, or dermal contact.

Pesticides can induce the formation of the free radicals that cause oxidative stress, and may provoke changes in the enzymatic system that eliminates and depletes the antioxidant reservoir in the cell, causing damage to the DNA, which may result in mutations, double-strand and chromosomal breaks, and the formation of DNA-adducts. Although it is mentioned in many research articles about the strong association between the pesticides and carcinogenesis; the use of such substance is not banned nor is awareness created regarding the maximum and minimum exposure amount.

It is a well-established fact that occupational hazards do constitute to the carcinogenesis (dye workers and urinary bladder CA) but more studies need to be done in the aspect of tea garden workers and pesticide usage; to create more awareness.

Conclusions : Gall Bladder carcinoma is in a rising trend as per study in the tertiary care centre. Cases are more rising in females as compared to males. Cases of Ca Gb in the north-east region are significantly high, and in a rising trend; suspicion towards the use of pesticides in the tea gardens.

References :

1. Mishra, Kumudesh¹; Behari, Anu¹; Shukla, Pooja¹; Tsuchiya, Yasuo²; Endoh, Kazuo³; Asai, Takao⁴; Ikoma, Toshikazu⁵; Nakamura, Kazutoshi²; Kapoor, Vinay Kumar¹. Risk factors for gallbladder cancer development in northern India: A gallstones-matched, case-control study. *Indian Journal of Medical Research* 154(5):p 699-706, November 2021. | DOI: 10.4103/ijmr.IJMR_201_19
2. Shukla VK, Rastogi AN, Adukia TK, Raizada RB, Reddy DC, Singh S. Organochlorine pesticides in carcinoma of the gallbladder: a case-control study. *Eur J Cancer Prev.* 2001 Apr;10(2):153-6. doi: 10.1097/00008469-200104000-00006. PMID: 11330456.
3. Dutta EK, Lewis MG, Albert S. Risk factors associated with gall bladder cancer in high incidence areas in India: a systematic review protocol. *BMJ Open.* 2022 Mar 1;12(3):e056849. doi: 10.1136/bmjopen-2021-056849. PMID: 35232789; PMCID: PMC8889324.
4. Hundal R, Shaffer EA. Gallbladder cancer: epidemiology and outcome. *Clin Epidemiol.* 2014 Mar 7;6:99-109. doi: 10.2147/CLEP.S37357. PMID: 24634588; PMCID: PMC3952897.
5. Sharma A, Sharma KL, Gupta A, Yadav A, Kumar A. Gallbladder cancer epidemiology, pathogenesis and molecular genetics: Recent update. *World J Gastroenterol.* 2017 Jun 14;23(22):3978-3998. doi: 10.3748/wjg.v23.i22.3978. PMID: 28652652; PMCID: PMC5473118.