

# THEORETICAL STUDY OF INORGANIC CHARGE TRANSPORT LAYER OF PEROVSKITE SOLAR CELLS USING SCAPS SOFTWARE

## ABSTRACT

This theoretical investigation delves into the inorganic charge transport dynamics of titanium oxide (TiO<sub>2</sub>) within perovskite solar cells, utilizing the SCAPS 1D software package for simulation. A comprehensive analysis was conducted to evaluate the software's impact on cell performance, focusing on key parameters such as thickness, temperature, and work function to optimize device efficiency. Our findings reveal that while temperature fluctuations maintain consistency with current density (J<sub>sc</sub>) and exhibit slight variations in fill factor (FF), there's a consistent decrease in open-circuit voltage (V<sub>oc</sub>) across all temperatures. Notably, at 303 K, the efficiency remains relatively stable. Moreover, exceeding the optimal thickness of 0.20 μm adversely affects perovskite solar cell efficiency, while achieving an optimal work function of 5.0 eV for the back metallic contact is critical for maximizing performance. These results underscore the significance of employing inorganic transport materials to address the stability challenges inherent in perovskite solar cells, paving the way for cost-effective fabrication methods without compromising device performance.

**Keywords:** *Perovskite Solar Cells; Scaps Software; thickness; temperature; work function*

## Introduction

In the wake of escalating global warming concerns spurred by greenhouse gas emissions from fossil fuel combustion, humanity faces an urgent imperative to seek clean, affordable, and sustainable energy sources capable of meeting burgeoning energy demands (Dahiru, 2021). As populations burgeon and living standards improve, the need for electricity to power essential commodities escalates, exacerbating environmental pressures. To mitigate the adverse effects of pollution, harnessing renewable energy sources such as water, wind, and solar power emerges as

a compelling solution. However, a notable challenge with renewables lies in their site-specific energy production requirements, unlike non-renewable counterparts like gas, coal, and oil.

The sun, radiating copious solar energy daily, dwarfs the energy consumption of the entire Earth's population over a year (Tsao, 2017), making solar energy a paramount contender in the quest for sustainable power sources until more advanced fusion or stable fission power technologies emerge (Choubey, 2012). Various methodologies exist for harnessing solar energy efficiently, with solar cells serving as a pivotal technology for direct conversion of solar radiation into electricity. While silicon solar cells dominate the market, boasting an improved power conversion efficiency (PCE) from 12% to 25% over four decades, their manufacturing process entails substantial heat energy and often relies on rare and toxic materials (Sengul, 2011). Consequently, scientists have turned their attention to alternative solar cell structures primarily derived from organic and abundant materials, including dye-sensitized, organic, and perovskite solar cells (Tsindeliani et al, 2021).

Titanium dioxide ( $\text{TiO}_2$ ), also known as titania, emerges as a promising material owing to its exceptional stability and optical properties. Widely utilized in various applications such as photocatalysts, photovoltaics, and sensors,  $\text{TiO}_2$  nanostructures have gained traction in solar cell technologies, particularly in dye-sensitized and perovskite solar cells, owing to their high conductivity and transparency (McEvoy, 2012). However, challenges persist, including  $\text{TiO}_2$ 's large bandgap, limiting solar energy utilization, and sluggish carrier transport, exacerbating carrier recombination risks.

The vast reservoir of solar energy, readily available and inexhaustible, presents an unparalleled opportunity for sustainable energy generation (Chu and Meisen, 2011). Unlike conventional power generators, solar energy can be directly harvested into electricity through small photovoltaic (PV) solar cells, offering a distinct advantage. Thus, understanding and optimizing the performance of perovskite solar cells (PSCs) becomes imperative. The general layer structure of PSCs comprises transparent electrodes such as indium tin oxide (ITO) or fluorine-doped tin oxide (FTO), an electron transporting layer (ETL), the perovskite active layer for photon absorption and exciton generation, a hole transporting layer (HTL), and a metallic electrode, interconnected to form a closed-circuit cell.

By elucidating the intricate mechanisms governing solar energy conversion and refining PSC technologies, researchers strive to realize the full potential of solar power as a clean,

abundant, and sustainable energy source, pivotal in combating climate change and ensuring a greener future for generations to come.

### Solar Cell Parameters

Certainly, these parameters play crucial roles in evaluating the efficiency and performance of solar cell devices. Here's a brief explanation of each parameter:

- **Short-Circuit Current Density ( $J_{sc}$ ):** This parameter represents the maximum current density that the solar cell can generate when its terminals are short-circuited, i.e., when there is no external load connected. It is a measure of the current output capability of the solar cell under optimal illumination conditions.

- **Open-Circuit Voltage ( $V_{oc}$ ):**  $V_{oc}$  signifies the maximum voltage that the solar cell can generate when there is no external load connected, i.e., when its terminals are open-circuited. It reflects the potential difference across the solar cell in the absence of current flow and provides insight into the efficiency of the solar cell's semiconductor materials.

$$V_{oc} = \frac{kT}{e} \ln \left( \frac{J_{ph}}{j_0} + 1 \right)$$

Where  $j_0$  indicates zero net current density.

- **Fill Factor (FF):** The fill factor is a measure of how effectively the solar cell converts incident light into electrical power. It is calculated as the ratio of the maximum power output of the solar cell to the product of its open-circuit voltage and short-circuit current density. A higher fill factor indicates better utilization of the solar cell's active area and improved overall efficiency.

$$FF = \frac{V_{P_m} * J_{P_m}}{V_{oc} * J_{sc}}$$

Where  $V_{P_m}$  and  $J_{P_m}$  is the voltage and current density at maximum power respectively.

- **Peak Power:** The peak power, also known as maximum power point ( $P_{max}$ ), represents the maximum electrical power output of the solar cell at its optimal operating point. It occurs at the point where the product of the voltage and current is maximized, typically under specific illumination and temperature conditions.

$$\eta = \frac{P_{max}}{P_{in}} = \frac{J_{P_m} V_{P_m}}{P_{in}} = \frac{J_{sc} * V_{oc} * FF}{P_{in}}$$

## Materials and Method

The materials used for this simulation include the following:

- Solar Cells Capacitance Simulator (SCAPS 1D) software package.
- Computer/ Laptop system.

The SCAPS 1-D simulation software emerges as a pivotal tool for analyzing and optimizing perovskite solar cells. Below is a succinct outline of the procedure for executing a simulation using SCAPS 1-D:

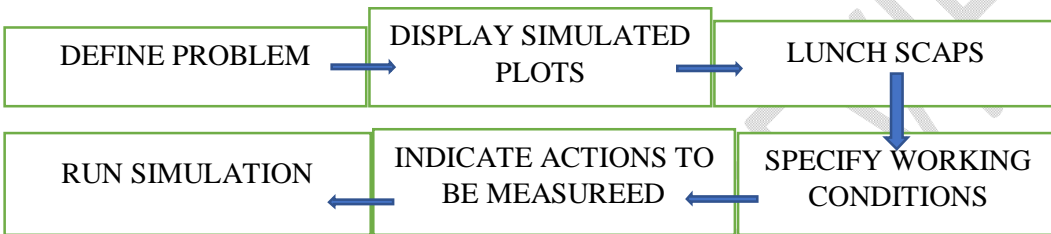


Figure 1: Flow chart for the operation of the SCAPS 1-D

By employing SCAPS 1-D for simulation endeavors, researchers can expedite the exploration of novel materials and device architectures, facilitating informed decision-making and accelerating the development of sustainable and efficient photovoltaic technologies (Charles, 2019). Below is a brief explanation of the panel of the SCAPS features in figure 2:

- Input Parameters Definition:** Begin by defining the key parameters governing the behaviour and characteristics of the perovskite solar cell, including material properties, layer thicknesses, doping concentrations, and external conditions such as temperature and illumination intensity.
- Device Structure Configuration:** Construct the layered structure of the perovskite solar cell within the simulation environment, delineating the arrangement of transparent electrodes, electron transporting layers (ETLs), perovskite active layers, hole transporting layers (HTLs), and metallic electrodes.
- Numerical Solution:** Utilize numerical methods to solve the coupled system of equations describing charge transport, recombination, and optical absorption phenomena within the perovskite solar cell structure. SCAPS 1-D employs sophisticated algorithms to accurately simulate the device's behaviour under varying operating conditions.

iv. Parameter Optimization: Iteratively adjust the input parameters to optimize the performance metrics of the perovskite solar cell, such as short-circuit current density ( $J_{sc}$ ), open-circuit voltage ( $V_{oc}$ ), fill factor (FF), and peak power, towards achieving enhanced efficiency and stability.

v. Analysis and Interpretation: Analyze the simulation results to gain insights into the underlying physical mechanisms governing the operation of the perovskite solar cell. Evaluate the impact of different parameters on device performance and identify strategies for further enhancement.

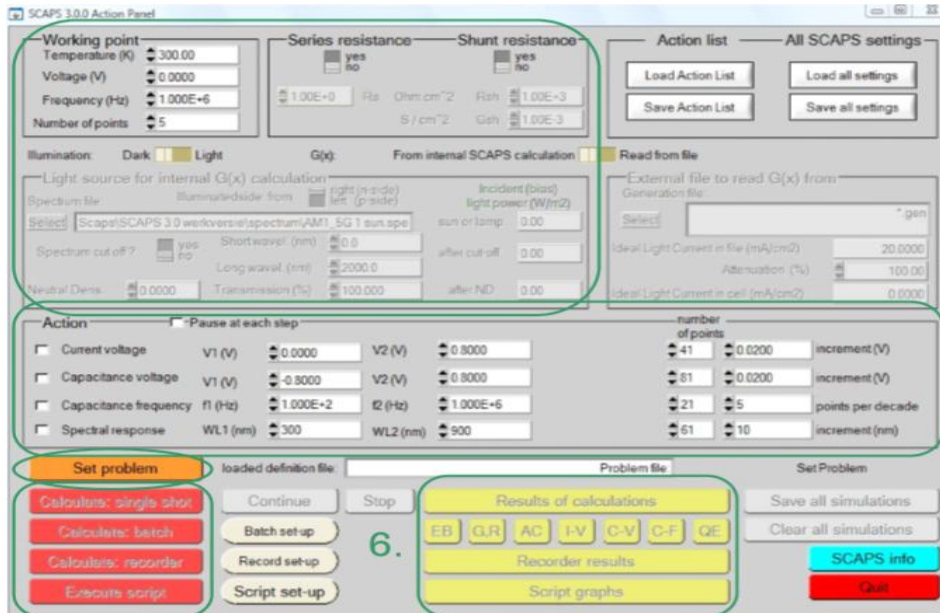


Figure 2: Panel of the SCAPS 1-D software

## Results and Discussion

The following were obtained during the simulation:

- ❖ Variation of temperature on the photovoltaic performance.

The results depicted in Figure 3 illustrate the impact of varying operational temperatures ranging from 273 K to 313 K on the performance of the solar cell device. Notably, it is observed that temperature fluctuations have negligible effects on both the short-circuit current density ( $J_{sc}$ ) and fill factor (FF). However, there is a discernible influence on the open-circuit voltage ( $V_{oc}$ ), albeit slight. This underscores the nuanced interplay between temperature and the characteristics of the device, highlighting the significance of transport materials in mediating temperature effects. Generally, the operational temperature significantly affects the performance of the device, necessitating careful consideration and optimization to achieve desired outcomes

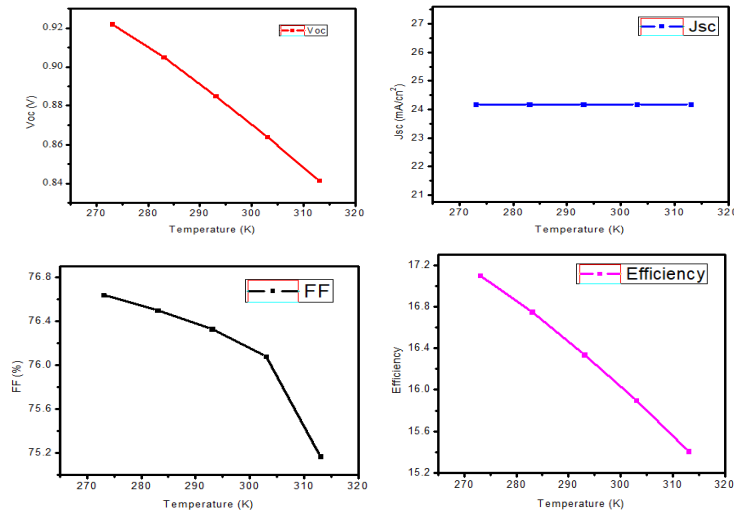


Figure 3: Effect of temperature on the photovoltaic performance

❖ Electron transport layer thickness.

Figure 4 elucidates the impact of varying electron transport layer (ETL) thickness on the performance of different solar cell structures. Optimal absorption layer thickness is crucial for efficient photon absorption and generation of electron-hole pairs. Increasing the optimal thickness beyond  $0.20 \mu\text{m}$  reduces the efficiency of the perovskite solar cells. Hence, electron transport layer (ETL) thickness was optimized for the fabrication to be  $0.20 \mu\text{m}$ . The results indicate a direct correlation between absorber thickness and device efficiency, with efficiency increasing as the absorber thickness escalates up to a maximum point (optimum thickness). This enhancement in efficiency can be attributed to the increased absorption of photons, resulting in the generation of more electron-hole pairs. However, beyond the optimum thickness, efficiency begins to decline due to increased recombination of generated electrons and holes, stemming from the longer diffusion distances traversed by charges.

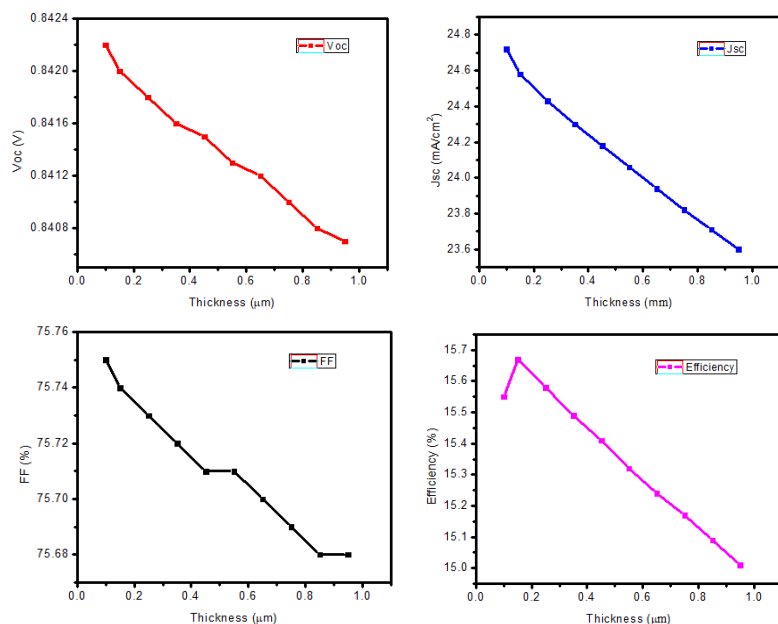


Figure 4: Electron transport layer thickness

❖ Work function on the photovoltaic performance

In Figure 5, the variation of the work function value is explored to understand its influence on device performance. The optimal work function for the back metallic contact was obtained to be 5.0 eV, below that reduces the efficiency of the perovskite solar cells. Therefore, increment beyond 5.0 eV has no effect on the photovoltaic performance. The results underscore the dependence of the perovskite solar cell's work function on the type of charge transport materials employed and their method of combination. This highlights the critical role of optimizing the work function in enhancing device efficiency and performance, emphasizing the need for meticulous selection and integration of charge transport materials within the device architecture.

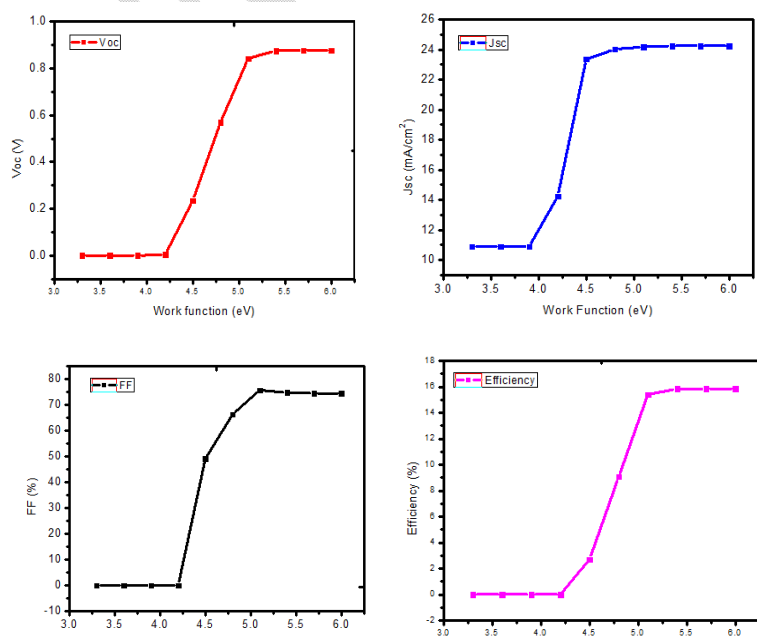


Figure 5: Impact of work function of the back metallic contact on the photovoltaic performance

## Conclusion

Energy sources can be categorized into renewable and non-renewable, with solar energy emerging as a clean and renewable option derived from the sun's light and heat. Perovskite solar cells, featuring layers like the electron transport layer (ETL), hole transport layer (HTL), and absorber layer (perovskite), offer promising avenues for harnessing solar energy efficiently. Front and back contact layers play crucial roles in collecting separated electron-hole pairs within the cell.

Modeling and simulation of solar cell devices play pivotal roles in investigating their physical mechanisms without the need for actual fabrication. These simulations operate under certain approximations, assumptions, and limitations to produce results such as I-V characteristics, energy band diagrams, electron generation and recombination, carrier lifetimes, and quantum efficiency curves. The optimization of various parameters like thickness, temperature, and work function is essential for enhancing the overall performance of solar devices.

Rise in temperature remains constant with  $J_{sc}$  and slight change in the FF which revealed that there is decrease in  $V_{oc}$  at all temperature and at 303 K the efficiency remains unchanged. Hence, temperature has no effect on  $J_{sc}$ . The influence of the work function of the back metallic contact on the photovoltaic performance of perovskite solar cells is significant, as it directly impacts charge extraction and recombination processes within the device. Specifically, variations in the work function can adversely affect solar cell performance by altering the charge aggregation at the depletion region, thereby influencing charge carrier transport and recombination dynamics. This strategic approach not only improves device efficiency but also contributes to the overall stability and reliability of the solar cell under varying operating conditions.

## Recommendation

It is recommended that optimization process be carried out for other inorganic charge carriers of the perovskite solar cells like Zn<sub>2</sub>O, NO, SnO<sub>2</sub> and others to see which one has a better performance in the fabrication.

UNDER PEER REVIEW

## REFERENCES

- Charles, U. O. (2019). 'Investigation Of Lead-Free Bismuth Perovskite By Numerical Simulation Using Scaps.' African University of Science and Technology, Abuja.
- Choubey, P.C., Oudhia, A. and Dewangan, R. (2012) A Review: Solar Cell Current Scenario an Future Trends. *Recent Research in Science and Technology*, 4, 99-101.
- Chu, Y. and Meisen, P. (2011) Review and Comparison of Different Solar Energy Technologies. Report of Global Energy Network Institute (GENI), Diego.
- Dahiru M. S. (2021) 'Optimization of Fabrication Processes of Non-Halide Pb Precursor Based Perovskite Solar Cells' African University of Science and Technology, Abuja.
- Jäger, K., Isabella, O., Smets, A. H., Swaaij, R. A. and Zeman, M. (2014) *Solar Energy Fundamentals, Technology, and Systems*. Delft, Netherlands.
- McEvoy, A., Castaner, L. and Markvart, T. (2012). *Solar Cells: Materials, Manufacture and Operation*. 2nd Edition, Elsevier Ltd., Oxford, 3-25. Neamen, Donald A. *Semiconductor Physics and Devices*. McGraw-Hill Higher Education.
- Sengul, H and Theis, TL. (2011). An environmental impact assessment of quantum dot photovoltaics (QDPV) from raw material acquisition through use, vol. 19, 1.
- Tsao, J., Lewis, N. and Crabtree, G. (2006). Solar FAQs. [www.sandia.gov](http://www.sandia.gov).
- Tsindeliani, I.; Egorova, M.; Vasilyeva, E.; Bit-Shabo, I.; Kikavets, V. Collection of Taxes from Ultimate Beneficiaries: Russian Regulatory Model. *Account. Econ. Law* 2021, 1–24.