

Response of maize (*Zea mays* L.) to seed priming with zinc and boron on nutrient content and their uptake

ABSTRACT

Aims: To study the effect of seed priming with zinc (Zn) and boron (B) on nutrient content and their uptake by maize crop.

Study design: Randomized block design.

Place and Duration of Study: One year field experiment at Research Farm, School of Agriculture, Abhilashi University, Chail Chowk, Mandi, (H.P.), during kharif 2023.

Methodology: The experiment was conducted with three replications and seven treatments viz. T₁= Absolute control, T₂= Seed priming with water, T₃= Seed priming with 0.5% ZnSO₄, T₄= Seed priming with 1% ZnSO₄, T₅= Seed priming with 0.01% borax, T₆= Seed priming with 0.05% borax, T₇= Seed priming with 0.1% borax.

Results: The data revealed that the highest contents of N, P and K in grains and stover of maize and their uptake by grains, stover and total uptake by maize crop was recorded under treatment T₇, which was at par with treatment T₃. While the highest zinc content in grains and stover of maize were found under treatment T₄, which was on par with T₃ and boron content in grains and stover of maize were highest in T₇ and it was at par with T₅ and T₆. Whereas, the highest uptake of zinc by grains, stover and total uptake was recorded under T₃, which was on par with T₄ and the uptake of boron by grains, stover and total uptake by maize crop was maximum under T₇ which was significantly superior to all treatments. However, the minimum content of all these nutrients in grains, stover and their uptake by grains, stover and total uptake by maize crop was found under treatment T₁.

Conclusion: This study showed that the different micronutrients and their seed priming has significantly affected the content of nutrients and their uptake by maize crop.

Keywords: Maize, seed priming, zinc, boron, nutrient content and uptake.

1. INTRODUCTION

Maize (*Zea mays* L.) is one of the most versatile emerging crop having the wider adaptability under varied agro-climatic conditions. Globally, maize is also known as 'queen of cereals' because it has a highest genetic yield potential among the cereals. It is a C₄ plant that can effectively utilize the CO₂ even at high intensity. Maize is the world's leading staple cereals. Maize was domesticated more than 9,000 years ago in southern Mexico (Awika, 2011) [1]. The global maize area amounts to 197 M ha, including substantial areas in sub-Saharan Africa (SSA), Asia and Latin America (FAOStat, 2021) [2]. Maize is an important food crop of humans in a many countries, especially in SSA, Latin America and a few countries in Asia, where maize crop is consumed as human food contributes over 20% of food calories (Shiferaw et al. 2011) [3]. As compare to rice and wheat, maize is more multi-purpose and versatile crop. In the developed economies it is primarily used as a feed crop for livestock with the different role as an industries. Maize is plays a diverse and dynamic role in the global agri-food system and food nutrition security (Poole et al. 2021) [4]. Maize can be used as food, feed, fodder and have industrial value making, it is a farmer's income boosting crop. It is a highly demand crop in the world due to its high demand as poultry feed, food processing, maize-based concentration for livestock population and rising the international prices due to diversion of grain of maize towards the

Comment [U1]: Field

Comment [U2]: For one year

Comment [U3]: The highest

Comment [U4]: Was recorded

Comment [U5]: at

Comment [U6]: while, the highest

Comment [U7]: was

Comment [U8]: total

Comment [U9]: and

Comment [U10]: by

Comment [U11]: at

Comment [U12]: while total uptake of boron

Comment [U13]: in

Comment [U14]: mention the quantified difference between minimum and maximum and also mention the significance of your finding

Comment [U15]: how much??

Comment [U16]: higher

Comment [U17]:

Comment [U18]: rewrite the sentence

Comment [U19]: rewrite in one sentence

Comment [U20]: it has more demand in world due to its usage as poultry feed...

biofuel production. In India, maize crop occupies an area 10.40 million hectare with production of 35.50 million metric tons with an average yield of 3.41 metric tons ha⁻¹ (Anonymous, 2024)[5].

Comment [U21]: Mention this data above along with global maize production data

Nutrient management in maize crop involves the managing the amount, source, placement, form and timing of the application of plant nutrients and soil amendments to increase the growth of the plant and yield while minimizing the environmental impact. The production of maize that heavily relies on the adequate amount of the nutrient management with nitrogen, phosphorus and potassium being the most critical nutrients. Nitrogen is vital for the growth of vegetative parts of the plant and grain yield, but its mismanagement can cause the environmental problems like leaching of nitrate and emission of greenhouse gases. Various nitrogen management practices, including split application during planting and vegetative stages, have been helpful for the improvement in the yield of maize and nitrogen use efficiency. Nitrogen fertilizer affects dry matter production of maize by influencing leaf area development, maintenance and photosynthetic efficiency (Kaur et al. 2012) [6]. Similarly, phosphorus plays a critical role in growth of roots, flowering and grain filling and its deficiency can results in poor quality of crop and reduces the yield. Phosphorus management practices, such as the testing of soil have been found to enhance the availability of phosphorus in the soil and improving the overall productivity of maize. However, potassium is essential for the osmoregulation, enzyme activation and process of photosynthesis and its deficiency can lead to reduced yield and increased susceptibility to biotic and abiotic stresses. (Martineau et al. 2017) [7] reported that the accumulation of sugars are accumulated during drought stress in maize which are reallocated with the optimum potassium nutrition, possibly due to an improvement in the photosynthesis and phloem transport of carbohydrate from leaves to roots. Zn function include catalyzing the process of oxidation in plant cells, which is critical for the transformation of the carbohydrates and it controls the chlorophyll formation, auxins and growth regulating compounds. Boron is an essential mineral for human being that plays a significant part in several biological processes. Boron is required for the growth of humans. There are evidence of this nutrient showing a variety of benefits for human such as formation of bones and maintenance.

Comment [U22]: that

Comment [U23]: rewrite the sentence to make it more meaningful

Comment [U24]: vegetative growth of plant but its mismanagement may lead to leaching of nitrate and emission of green house gases which damages environment.

Comment [U25]: and reproductive

Comment [U26]: Yield improvement as well as improvement in nitrogen use efficiency

Comment [U27]: may

Comment [U28]: reduction in

Comment [U29]: similarly, potassium is

Comment [U30]: whereas its deficiency

Comment [U31]: leads to reduction in yield and increased susceptibility towards

Comment [U32]: hence application of phosphatic and potassic fertilizers must be based on soil testing report .

Comment [U33]: not relevant to title

Comment [U34]: plays important role in carbohydrate transformation through oxidation, chlorophyll formation and auxin synthesis etc. Boron is responsible for growth, development and maintenance of biological function in humans

Comment [U35]: of

Comment [U36]: such as

Comment [U37]: Seed

Seed priming is a process of regulating the germination process by managing the temperature and seed moisture content. The seed priming is a cost-effective process of supplementation of the micronutrients or we can say that priming is the process of controlled hydration of seeds to a level that permits pre-germinated the metabolic activity of seed. There are several benefits to seed priming and they includes: Faster speed of the emergence of seed, enables the seed to germinate and emerge even under adverse agro-climatic conditions. For examples in cold, and wet or under hot conditions, it improve the uniformity to optimize the efficiency of harvesting, increases vigor for the fast development of the plant. The seed priming also helps in increasing the yield of the crops. According to (Koirala 2017)[8], seed priming helps in the faster emergence, better and uniform stands, less need for re-sow of seed, provides more vigorous plant, earlier flowering, prior to harvesting and higher staple grain yield in maize. Seed priming is a useful practice, applied prior to planting, which partially hydrates the seeds to a point of germination process initiation, followed by drying which prevent the radicle emergence. The primed seeds show increased germination rate and seedling establishment at sub optimal conditions (Jafar et al. 2012)[9]. The objective of this study was to evaluate the effect of various seed priming with micronutrients Zn and Bon maize crop.

Comment [U38]: Add this sentence in last of your introduction section

The Zn is one of the essential micronutrient for plants as well as humans. It is among the most significant component of the metabolism of carbohydrates. It activates the most of the enzymes and it is necessary for the production of essential plant enzymes. Furthermore, it initiates a variety of enzymatic reactions (Akay, 2011)[10]. It is essential for the protein and starch production, so a low concentration of zinc causes the accumulation of amino acids and a sugar content reduction in plant tissues. In zinc deficiency, many enzymes in which Zn plays an important role, resulting in accumulation of carbohydrates in plant leaves (Taheri et al. 2011)[11]. Furthermore, zinc aids pollination by playing a part in formation of the pollen tube (Pandey et al. 2006)[12]. The deficiency of zinc in plants resulted in many abnormalities that can be noticed as visible symptoms like stunted growth, reduced size of leaves, and chlorosis of leaves and sterility of spikelets. The micronutrient poverty such as Zn affects the quality of mature and harvested crop products, infection resulting from

fungal or disease attack is increased (Cakmak, 2000)[13]. Zn is such an essential nutrient in human health that even a minor deficiency is disastrous. In human being, a lack of zinc causes the anorexia, loss of appetite, loss of smell and taste and other symptoms occurs and it may affect the immune system or cause anemia. Zinc deficiency has been linked to pregnancy and childbirth complications and congenital defects in the fetus (Black, 2001)[14]. The risk is deficiency of zinc dominant in children (under the age of 5 year) because they have higher demands of zinc to complete their growth and for the process of their development (Wessells & Brown, 2012)[15].

Boron is an essential micronutrient to the development and well-being of all crops. It is a part of the reproductive organs and cell walls of plants. Although it is not mobile in plants, it is mobile in the soil. One of the many important roles that boron performs in plants is in the production of cell walls. A lack of boron frequently causes fewer flowers per plant, empty pollen grains, and reduced pollen vitality. Root growth can also be hindered by low boron levels. Deficiency or toxicity of boron causes severe reduction in the yield of crop, which is due to the metabolic events involving boron. Ahmad et al., 2009[16] reported that the sexual reproduction in plants is more sensitive to boron deficiency as compared to vegetative growth of crop. It helps regulate the metabolism and support the healthy bones intensity. It also plays an important role in brain functions, immune system function and antioxidant properties for different body systems. In humans, boron deficiency signs and symptoms have not been firmly established. Limited data suggest that boron deficiency might affect the function of brain by reducing mental alertness and impairing executive functions of brain.

2. MATERIAL AND METHODS

A field experiment was carried out at the Research Farm of the School of Agriculture, Abhilashi University, Chail Chowk, Mandi (H.P.) during the Kharif-2023. The experimental farm is situated at 30° 32' N latitude and 74° 53' E longitudes, with an elevation of 1391 m above mean sea level. The soil of the experimental field was slightly acidic in reaction, medium in organic carbon, low in available nitrogen and medium in available phosphorus and potassium. The pH of the experimental soil was slightly acidic in reaction, which is 6.30 with an electrical conductivity of 0.08 dS m⁻¹, medium in organic carbon (0.63%), low in available nitrogen (198.61 kg ha⁻¹), medium in available phosphorus (10.37 kg ha⁻¹) and potassium (288.15 kg ha⁻¹), deficient in Zn (0.86 mg kg⁻¹) and B (0.74 mg kg⁻¹). The spacing for the tested variety (Hybrid com-9220) was 60 × 20 cm row to row and plant to plant. The experiment was laid out in a randomized block design (RBD) with seven treatments and three replications. The treatments, viz. T₁ = Absolute control, T₂ = Seed priming with water, T₃ = Seed priming with 0.5% ZnSO₄, T₄ = Seed priming with 1% ZnSO₄, T₅ = Seed priming with 0.01% borax, T₆ = Seed priming with 0.05% borax and T₇ = Seed priming with 0.1% borax. For seed priming the solution of micronutrients (zinc and boron) were mixed in 50 litre of water in which seed of maize will be soaked for 24 hours before sowing of crop. Plant samples were collected from the each treatment after harvest of the crop and they were cleaned and shade dried. Later, the shade dried samples were oven dried at 60 ± 50° C for 24 hours till their weight were constant and the samples than finely powdered using a mixer grinder. The finely grind plant samples were used for the analysis of N, P, K, Zn and B content and their uptake by maize crop. The estimation of the nitrogen content in the plant samples was done by the modified Kjeldahl's digestion and distillation method as described by (Jackson, 1973)[17]. The phosphorus content in the plant was determined by the vanadomolybdate phosphoric yellow color method and the phosphorus content in the plant samples was estimated using a spectrophotometer as described by (Jackson, 1973)[17]. Potassium content in plant sample of maize was determined by using flame photometer (Jackson, 1973)[17]. The zinc content in plant samples was determined by di acid method with estimation by AAS (Lindsay and Norvell, 1978)[18]. The boron content in sample of maize is determined by using the Azomethine-H method by (Gupta 1979)[19]. The N, P, K (kg ha⁻¹), Zn, B (mg ha⁻¹) uptake by grains and stover of maize in each treatment was calculated by multiplying the N, P, K (%) and Zn, B (mg kg⁻¹) with yields of grains and stover (q ha⁻¹). The total uptake of different nutrients was calculated after sum of their uptake by grain and stover of maize crop.

Comment [U39]: Rewrite the sentence and incorporate these points before start of seed priming paragraph in introduction section

Comment [U40]: the

Comment [U41]: Mention the level of NPK, Zn, B, OC and pH in parenthesis

Comment [U42]: At 60 X 20 cm spacing

Comment [U43]: was

Comment [U44]: were

Comment [U45]: grinded

Comment [U46]: as per

Comment [U47]: while,

3. RESULTS AND DISCUSSION

3.1 Nitrogen (N) content (%) and uptake (kg ha⁻¹)

The nitrogen content and their uptake by maize crop are presented in Table 1 and depicted in Fig. 4. The nitrogen content in grains and stover of maize crop were significantly increased by the seed priming treatments in this study. However, the mean value of data showed that the maximum N content in grains and stover of maize crop were recorded in treatment T₇ (Seed priming with 0.1% borax), which was statistically at par with T₃ (Seed priming with 0.5% ZnSO₄). While, minimum nitrogen content in grains and stover were noted under the T₁ (Absolute control).

Like the nitrogen content, their uptake by grains and stover as well as total uptake by maize crop were also recorded highest in T₇ (Seed priming with 0.1% borax) which was significantly on par with treatment T₃ (Seed priming with 0.5% ZnSO₄). Whereas, the minimum nitrogen uptake by grains and stover of maize crop was recorded under the treatment T₁ (Absolute control).

The nitrogen content and uptake was increased with Zn and B seed priming which might be associated with the enhanced enzymatic activities which are responsible for the better nitrogen uptake in the crop. The aim of nutrient seed priming is to increase the nitrogen content along with the priming effect to improve the seed quality and better crop establishment (Imran et al. 2013)[20]. This is particularly important since seedling growth is maintained by seed mineral nutrient reserves until root uptakes commences supplying the nutrients for grains and stover of crop (Muhammad et al. 2015)[21]. The total nitrogen uptake was high in seed priming with boron. B influences nitrogen metabolism and uptake through its effects on enzymes, membrane function, and nutrient interactions. The results is correlated by (Asokon, 2005)[22].

Table 1. Effect of seed priming with zinc and boron on nitrogen content (%) and uptake (kg ha⁻¹) by maize crop

S.N.	Treatments	Nitrogen content (%)		Nitrogen uptake (kg ha ⁻¹)		
		Grains	Stover	Grains	Stover	Total
T ₁	Absolute control	1.06	0.33	29.33	13.00	42.33
T ₂	Seed priming with water	1.08	0.39	50.22	22.79	73.01
T ₃	Seed priming with 0.5% ZnSO ₄	1.22	0.47	63.84	32.08	95.92
T ₄	Seed priming with 1% ZnSO ₄	1.10	0.40	51.94	24.26	76.20
T ₅	Seed priming with 0.01% Borax	1.12	0.42	54.89	27.04	81.93
T ₆	Seed priming with 0.05% Borax	1.11	0.41	53.77	25.24	79.01
T ₇	Seed priming with 0.1% Borax	1.24	0.48	66.22	33.80	100.02
	SE(m)±	0.03	0.01	0.78	0.78	2.40
	CD (P=0.05)	0.04	0.04	5.41	2.48	7.48

Comment [U48]: (Table 1 Fig 1)

Comment [U49]: was

Comment [U50]: the trend of nitrogen uptake by grains and stover as well as total uptake by maize crop was similar to nitrogen content.

Comment [U51]: Recorded the highest nitrogen uptake

Comment [U52]: at

Comment [U53]: from the above findings, it can be concluded that the nitrogen content and uptake

Comment [U54]: this finding was in accordance with the finding of Asokon et. al. 2015 [22]

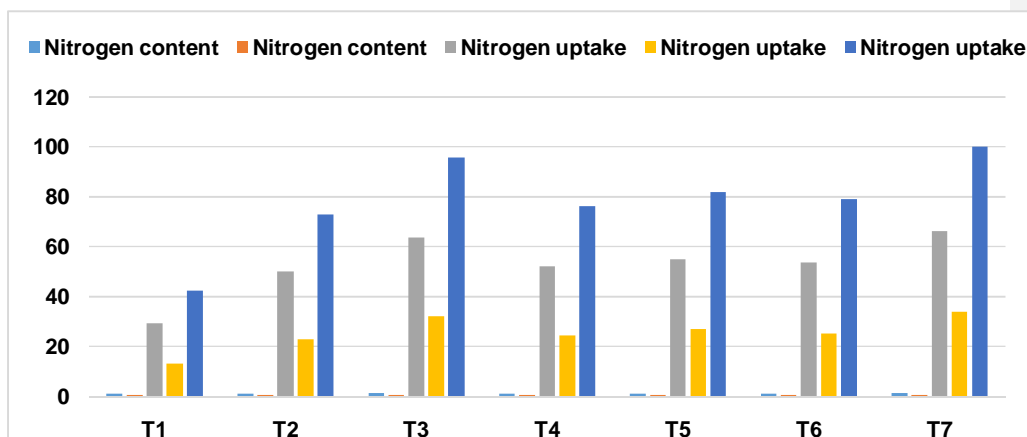


Fig.1.Effect of seed priming with zinc and boron on nitrogen content (%) and uptake (kg ha⁻¹) by maize crop

3.2 Phosphorus (P) content (%) and uptake (kg ha⁻¹)

The phosphorus content and their uptake by maize are shown in Table 2 and illustrated in Fig. 2. The study states that there were significant difference in the P content and their uptake by the grains, stover and total uptake by maize through seed priming with zinc and boron. The highest P content in grains and stover of maize crop was noted under the treatment T₇ (Seed priming with 0.1% borax), which was statistically at par with T₃ (Seed priming with 0.5% ZnSO₄). However, the lowest P content in grains and stover of maize was recorded under the treatment T₁ (Absolute control). During the study, the highest P uptake by grains, stover and total uptake by maize crop was recorded under treatment T₇ (Seed priming with 0.1% borax), which was statistically on par with treatment T₃ (Seed priming with 0.5% ZnSO₄). Whereas, the minimum P uptake by maize grains, stover and total uptake was observed in treatment T₁ (Absolute control) during field study.

The content and uptake of phosphorus were found higher with seed priming with zinc and boron, which enhance the various enzymatic activity and nitrogen in crop plants which might improve the efficacy of phosphorus absorbing mechanisms and encourages the root growth, which helps in the phosphorus uptake by the crop of maize. Some comparable outcomes were also discovered by (Farooq et al. 2019)[23].

Table 2. Effect of seed priming with zinc and boron on phosphorus content (%) and uptake (kg

S.N.	Treatments	Phosphorus content (%)		Phosphorus uptake (kg ha ⁻¹)		
		Grains	Stover	Grains	Stover	Total
T ₁	Absolute control	0.11	0.121	3.04	4.77	7.81
T ₂	Seed priming with water	0.15	0.123	6.98	7.21	14.19
T ₃	Seed priming with 0.5% ZnSO ₄	0.25	0.145	13.08	9.87	22.95
T ₄	Seed priming with 1% ZnSO ₄	0.17	0.125	8.03	7.58	15.61
T ₅	Seed priming with 0.01% Borax	0.20	0.100	9.80	6.39	16.19
T ₆	Seed priming with 0.05% Borax	0.19	0.128	9.20	7.88	17.08
T ₇	Seed priming with 0.1% Borax	0.26	0.149	13.88	10.51	24.39
<i>SE(m)±</i>		0.01	0.04	0.77	0.47	0.89
<i>CD (P=0.05)</i>		0.02	0.01	2.40	1.48	2.77

ha⁻¹) by maize crop

Comment [U55]: at

Comment [U56]: phosphorus and total

Comment [U57]: phosphorus

Comment [U58]: ???

Comment [U59]: Will help in increasing

Comment [U60]: similar

Comment [U61]: was

Comment [U62]: obtained

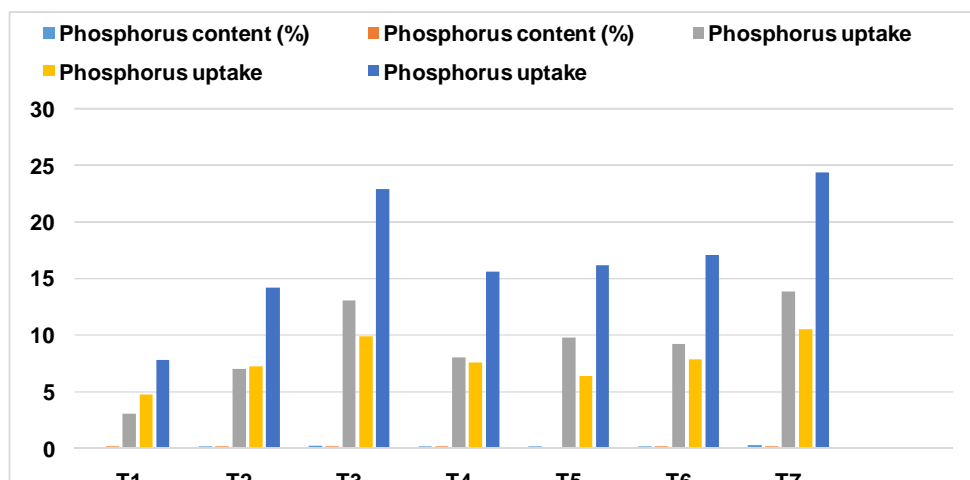


Fig 2. Effect of seed priming with zinc and boron on phosphorus content and their uptake by maize crop

3.3 Potassium (K) content (%) and uptake (kg ha⁻¹)

The potassium content and their uptake by the maize crop are shown in Table 3 and presented in the Fig.3. The study of the data revealed that the data were significant to application of seed priming treatments with Zn and B. The maximum K content in grains and stover of the maize crop was recorded under the treatment T₇ (Seed priming with 0.1% borax), which was significantly at par with the treatment T₃ (Seed priming with 0.5% ZnSO₄). However, the lowest K content in grains and stover of maize was noted under the treatment T₁ (Absolute control).

The maximum K uptake by grains, stover and total uptake by maize crop was recorded under the treatment T₇ (Seed priming with 0.1% borax), which was statistically on par with treatment T₃ (Seed priming with 0.5% ZnSO₄) during the period of study. However, the minimum uptake of K in grains, stover and total uptake by maize crop were recorded under the treatment T₁ (Absolute control) during the field experiment.

The potassium content and uptake by maize crop was increased with seed priming of zinc and boron which might be due to the zinc and boron priming stimulated the activity of the different seed enzymes which enhances the content of potassium in maize crop. The similar results was given by (Johnson et al. 2005)[24].

Comment [U63]: rewrite into meaningful sentence

Comment [U64]: also obtained

S.N.	Treatments	Potassium content (%)		Potassium uptake (kg ha ⁻¹)		
		Grains	Stover	Grains	Stover	Total
T ₁	Absolute control	0.20	1.01	5.53	39.79	45.33
T ₂	Seed priming with water	0.25	1.03	11.63	60.18	71.81
T ₃	Seed priming with 0.5% ZnSO ₄	0.36	1.17	18.84	79.63	98.46
T ₄	Seed priming with 1% ZnSO ₄	0.28	1.05	13.22	63.47	76.79
T ₅	Seed priming with 0.01% Borax	0.32	1.07	15.68	68.56	84.25
T ₆	Seed priming with 0.05% Borax	0.30	1.06	14.53	65.25	79.79
T ₇	Seed priming with 0.1% Borax	0.37	1.19	19.76	84.02	103.78

<i>SE(m)±</i>	0.01	0.03	1.05	1.90	2.39
<i>CD (P=0.05)</i>	0.03	0.09	3.27	5.92	7.46

Table 3. Effect of seed priming with zinc and boron on potassium content (%) and uptake (kg ha⁻¹) by maize crop

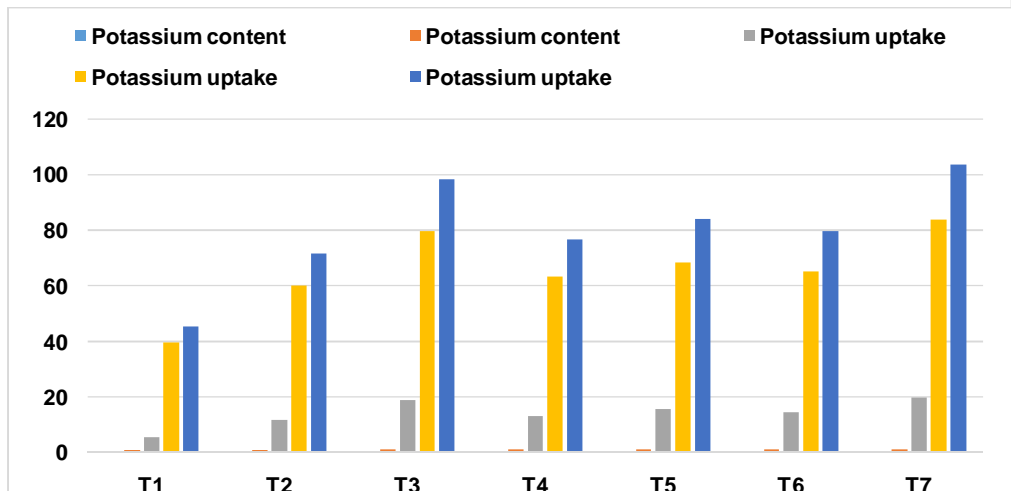


Fig 3. Effect of seed priming with zinc and boron on potassium content and their uptake by maizecrop

3.4Zinc (Zn) content(mg kg⁻¹)and Zinc (Zn) uptake (mg ha⁻¹)

The zinc content and their uptake by maize crop are presented in Table 4 and illustrated in Fig. 4. The study of the data states that theZn content in grains and stover of maize crop were significant to application of seed priming with Zn and B. However, the maximum Zn content in grains and stoverof maize crop was recorded under the treatment T₄(Seed priming with 1% ZnSO₄), which was statistically at par with the treatment T₃(Seed priming with 0.5% ZnSO₄). While, the minimum Zn content in grains and stover of maize crop were noted under the treatment T₁ (Absolute control) during field study.

The uptake of Zn by grains and stoveras well as total uptake was recorded significantlyunder treatment T₃ (Seed priming with 0.5% ZnSO₄),which was on par with treatment T₄ (Seed priming with 1% ZnSO₄)during the experiment. However, the minimum Zn uptake by grains,stover and total uptake by maize crop was found in treatment T₁(Absolute control).

Application of seed priming with Zn might enhance the root development and enzyme activity, facilitating the absorption of Zn by the crop of maize which might be the reason for higher content and uptake of zinc by maize crop. Zn is essential for various metabolic activity in plants, including the photosynthesis, formation of sugars, protein synthesis, fertilization and seed development. It regulates the physiological and molecular mechanisms, such as the response to the regulation of the hormones. Zn stimulates the production of chlorophyll, activity of photosynthesis, nutrient uptake, and protein biosynthesis in maize. Additionally, seed priming with Zn is helps in the ensuring a higher uptake by the maize crop. The results are similar with(Shreshta et al 2019)[25].

Comment [U65]: rewrite

Comment [U66]: higher

Comment [U67]: at

Comment [U68]: not required already mentioned in introduction pars

Comment [U69]: the findings of

S.N.	Treatments	Zinc content (mg kg ⁻¹)	Zinc uptake (mg ha ⁻¹)
------	------------	-------------------------------------	------------------------------------

		Grains	Stover	Grains	Stover	Total
T ₁	Absolute control	32.23	35.98	891.79	1417.73	2309.52
T ₂	Seed priming with water	37.97	41.86	1765.45	2445.88	4211.33
T ₃	Seed priming with 0.5% ZnSO ₄	47.03	55.36	2463.17	3778.55	6241.72
T ₄	Seed priming with 1% ZnSO ₄	49.14	59.16	2320.55	3587.55	5907.81
T ₅	Seed priming with 0.01% Borax	39.48	45.23	1934.91	2889.29	4824.20
T ₆	Seed priming with 0.05% Borax	39.56	45.69	1916.29	2812.68	4728.97
T ₇	Seed priming with 0.1% Borax	39.61	45.71	2115.17	3218.44	5333.61
SE(m)±		1.18	1.42	57.77	83.57	152.86
CD (P=0.05)		3.68	4.45	179.97	260.38	476.24

Table 4. Effect of seed priming with zinc and boron on zinc content (mg kg⁻¹) and uptake (mg ha⁻¹) by maize crop

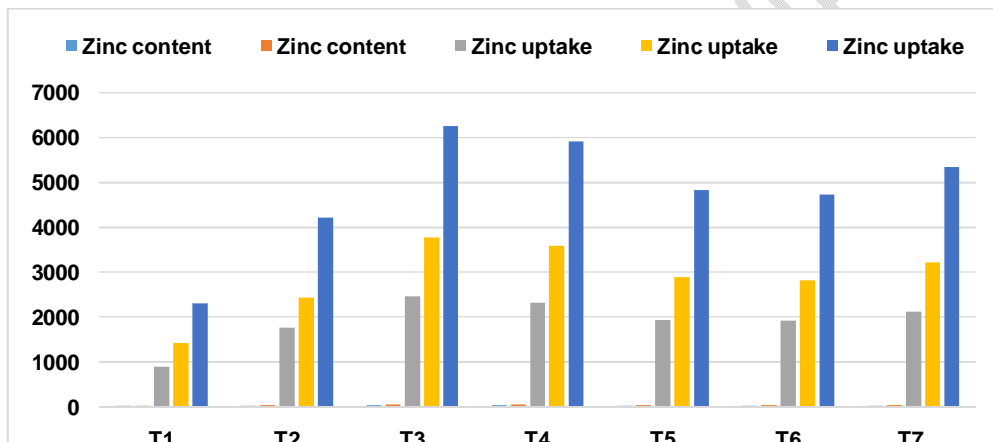


Fig 4. Effect of seed priming with zinc and boron on zinc content and their uptake by maize crop

3.5 Boron (B) content (mg kg⁻¹) and uptake (mg ha⁻¹)

The boron content and their uptake by maize crop are presented in Table 5 and illustrated in Fig. 5. The content of B in grains and stover of the maize crop were significantly affected by application of seed priming with Zn and B treatments used in this study duration. The maximum B content in grains and stover of the maize crop was recorded under the treatment T₇ (Seed priming with 0.1% borax) which was at par with treatment T₅ (Seed priming with 0.01% borax) and T₆ (Seed priming with 0.05 borax). However, the minimum boron content in grains and stover of maize crop were recorded under the treatment T₁ (Absolute control).

The uptake of boron by grains and stover of maize crop was recorded significantly maximum under the treatment T₇ (Seed priming with 0.1% borax). Whereas, the total uptake of boron was maximum under the treatment T₇ (Seed priming with 0.1% borax) was recorded. However, the minimum boron uptake by grains, stover and total uptake of maize crop was noted under treatment T₁ (Absolute control).

Application of boron with seed priming might enhance the content and uptake of the maize grain and stover, which might due to the boron plays a vital role in hormone metabolism in plants, it plays a role in synthesis and distribution of auxins, affecting the overall growth and yield which might facilitated the

Comment [U70]: rewrite in different form. All your result have been interpreted in samesentence

Comment [U71]: higher

Comment [U72]: ,

higher boron content and uptake. Boron is also essential for the cell wall formation and strength. It contributes to the structural integrity of the plant cells, including in the maize. The boron application through seed priming has the content and uptake is higher than the application of Zn seed priming on crop of maize. The similar finding is given by (Brown and Shelp, 1997)[26].

Comment [U73]: Was obtained by

Comment [U74]: Add few more recent references in accordance to your results in all the sections ie. N P K Zn & B

Table 5: Effect of seed priming with zinc and boron on boron content (mg kg^{-1}) and uptake (mg ha^{-1}) by maize crop

S.N.	Treatments	Boron content (mg kg^{-1})		Boron uptake (mg ha^{-1})		
		Grains	Stover	Grains	Stover	Total
T ₁	Absolute control	12.08	8.76	334.25	345.28	679.53
T ₂	Seed priming with water	16.45	10.18	764.93	594.82	1359.75
T ₃	Seed priming with 0.5% ZnSO ₄	17.30	11.82	905.48	806.49	1711.97
T ₄	Seed priming with 1% ZnSO ₄	17.34	12.60	818.79	764.06	1582.85
T ₅	Seed priming with 0.01% Borax	20.60	15.87	1009.61	1013.78	2023.39
T ₆	Seed priming with 0.05% Borax	21.33	16.89	1033.23	1039.75	2072.98
T ₇	Seed priming with 0.1% Borax	22.23	17.04	1187.08	1199.86	2386.94
SE(m)±		0.54	0.43	27.59	26.22	53.78
CD @ 5%		1.68	1.35	85.96	81.68	167.55

ha⁻¹) by maize crop

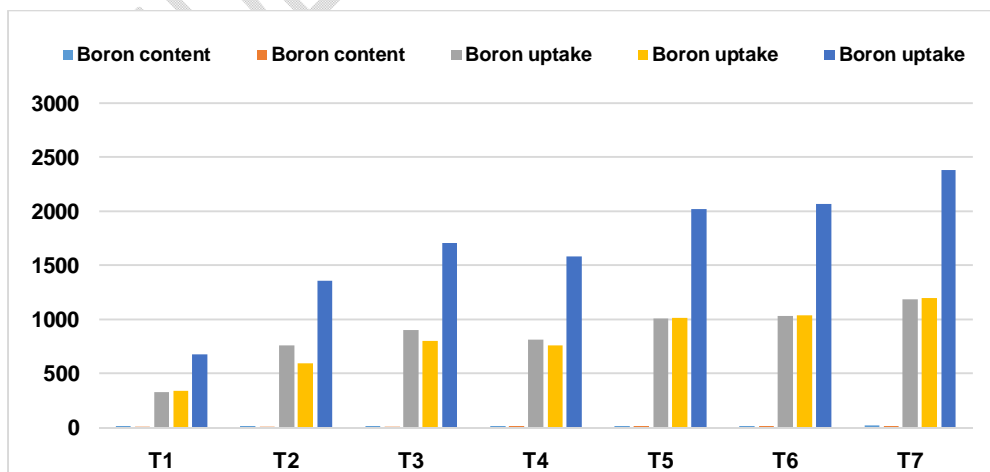


Fig 5. Effect of seed priming with zinc and boron on boron content and their uptake by maize crop

4. CONCLUSION

This study concluded that the application of zinc and boron through seed priming method at different concentrations showed the significant effects on the content of various nutrients viz:- nitrogen, phosphorus, potassium, zinc and boron as well as their uptake by maize crop. The seed priming of maize crop by seed priming with 0.1% borax recorded the best values of nitrogen, phosphorus and potassium content in grains and stover of maize crop and this treatment also recorded the highest uptake of these nutrients by grains, stover as well as their total uptake by maize crop and it was statistically at par with the seed priming with 0.5% ZnSO₄. The zinc application by seed priming with 1% ZnSO₄ noted the higher content of zinc in grains and stover of maize which was on par with the application of seed priming with 0.5% ZnSO₄. However, uptake of zinc by grains, stover and total uptake by maize crop found maximum with 0.5% ZnSO₄ seed priming and was at par with 1% ZnSO₄ seed priming. The highest content of boron in grains and stover of maize crop were observed by 0.1% borax seed priming which was statistically comparable with seed priming of maize with 0.01% and 0.05% borax, however, significantly maximum uptake of boron by grains, stover and total uptake was recorded with 0.1% borax seed priming. Whereas, the minimum content of the nitrogen, phosphorus, potassium, zinc and boron in grains and stover of maize and their uptake by grains, stover as well as total uptake by maize crop were recorded with absolute control treatment during the field experiment.

REFERENCES

1. Awika J. Major Cereal grains production and use around the world. InAwika J, Piironen MV and Bean S. (Eds.), Advances in cereal science: implications to food processing and health promotion. American Chemical Society Atlantic City, NJ, Washington DC.pp. 2011; 1–13.
2. FAOStat 2021. FAO Stat. FAO, Rome.
3. Shiferaw B, Prasanna B, Hellin J and Banziger M. Crops that feed the world 6. Past successes and future challenges to the role played by maize in global food security. Food Security. 2011; (3): 307–327.
4. Poole N, Donovan J and Erenstein O. Agri-nutrition research: Revisiting the contribution of maize and wheat to human nutrition and health. Food Policy, 2021; (100):101-976
5. Anonymous (USDA) World Agricultural production. Foreign Agricultural Service circular series WAP 2024; 1-20.
6. Kaur A, Bedi S, Gill GK and Kumar M. Effect of nitrogen fertilizers on radiation use efficiency, crop growth and yield in some maize (*Zea mays* L.) genotype. *Maydica*. 2012; (57): 75-82.
7. Martineau E, Domec JC, Bosc A, Dannoura M, Gibon Y, Bénard C, Jordan-Meille L. The role of potassium on maize leaf carbon exportation under drought condition. *Acta Physiol. Plant*, 201; (39): 219.
8. Koirala KB, Ghimire K, Prasai HK, BK SB, Paudel R, Tiwari HS and Bhusal DL. On-farm seed priming on maize: a sustainable approach to increase maize production and productivity. National Agricultural Research Development Fund (NARDF), Singhadurbar Plaza, Kathmandu, Nepal. 2006.
9. Jafar MZ, Farooq M, Cheema MA, Afzal I, Basra SMA, Wahid MA, Aziz T & Shahid M. Improving the performance of wheat by seed priming under saline conditions. *Journal of Agronomy and Crop Science*, 2012; (198): 38-45.
10. Akay A. Effect of zinc fertilizer applications on yield and element contents of some registered chickpeas varieties. *African Journal of Biotechnology*, 2011; 10(60): 12890-12896.
11. Taheri N, Abad HHS, Yousefi K and Mousavi SR. Effect of organic manure with phosphorus and zinc on yield of seed potato. *Australian Journal of Basic and Applied Sciences*, 2011;5(8): 775-780.

Comment [U75]: Clarify what type of significance

Comment [U76]: Mention one or treatment as recommendation which will increase the nutrient use efficiency and also conclude it in one or two sentence. Mention how your findings will be helpful for others in future.

Comment [U77]: Needs to rewrite it again in short and summative type

12. Pandey N, Pathak GC and Sharma CP. Zinc is critically required for pollen function and fertilisation in lentil. *Journal of Trace Elements in Medicine and Biology*, 2006;20(2): 89-96.
13. Cakmak I. Tansley Review No.111: possible roles of zinc in protecting plant cells from damage by reactive oxygen species. *New Phytologist*, 2000; 146 (2): 185-205.
14. Black RE. Micronutrients in pregnancy. *British Journal of Nutrition*. 2001; 85(2):193-197.
15. Wessells KR and Brown KH. Estimating the global prevalence of zinc deficiency: results based on zinc availability in national food supplies and the prevalence of stunting. *PLoS one* 2012; 7(11): e50568.
16. Ahmad RT, Malik TA, Khan IA and Jakani MJA. Genetic analysis of some morpho-physiological traits related to drought stress in cotton (*Gossypiumhirsutum* L.). *Int. J. Agric. Biol.* 2009; (11): 235-240.
17. Jackson ML. Soil chemical analysis, Prentice hall of India, Pvt. Ltd, New Delhi. 1973.
18. Lindsay WL, Norvell WA. Development of a DTPA soil test for zinc, iron, manganese and copper. *Soil, Sci, Soc Am, J.* 1978; 42(3):421-428.
19. Gupta UC. Some factors affecting the determination of hot water soluble boron from podzol soils using azomethine-H. *Canadian Journal of Soil Science.*1979; (59): 241-247
20. Imran S, Afzal I, Basra SMA, Saqib M. Integrated seed priming with growth promoting substances enhances germination and seedling vigour of spring maize at low temperature. *Int. J. Agric. Bio.* 2013; (15):1251-1257.
21. Muhammad I, Kolla M, Volker R and Gunter N. Impact of nutrient seed priming on germination, seedling development, nutritional status and grain yield of maize. *J. Plant Nutr.* 2015; 381803: 1821.
22. Asokan S, Murthi AN and Mahadevaswamy M. Effect of nitrogen levels and row spacing on yield, CCS and nitrogen uptake in different in different sugarcane varieties. *J sugar Tech.* 2005;7(23): 44-47.
23. Farooq M, Usman M, Nadeem F, Rehman H, Wahid A, Basra SMA, Siddique KHM. Seed priming in field crops – potential benefits, adoption and challenges. *Crop Pasture Sci.*70: 2019; 731–771.
24. Johnson SE, Lauren JG, Welch RM, Duxbury JM. A comparison of the effects of micronutrient seed priming and soil fertilization on the mineral nutrition of chickpea (*Cicer arietinum*), lentil (*Lens culinaris*), rice (*Oryza sativa*) and wheat (*Triticum aestivum*) in Nepal. *Experimental Agriculture.* 2005: (41); 427-448.
25. Shrestha A, Pradhan S, Shrestha J, Subedi M. Role of seed priming in improving seed germination and seedling growth of maize (*Zea mays* L.) under rainfed condition. *J. Agric. Nat. Res.* 2019; (2): 265-273.
26. Brown PH and BJ Shelp. Boron mobility in plants. *Plant Soil*, 193: 85-101 Cakmak I 2000. Tansley Review No. 111: possible roles of zinc in protecting plant cells from damage by reactive oxygen species. *New Phytologist*. 1997; 146(2):185-205.