

Original Research Article

Effect of biological products on yield, production economics and soil nutrient status of transplanted *kharif* rice (*Oryza sativa* L.) in Gangetic alluvial soil of West Bengal

Abstract

Field experiment was conducted during *kharif* season of 2017 and 2018 at Instructional Farm under Bidhan Chandra Krishi Viswavidyalaya, West Bengal in sandy loam soil to study the growth and yield of transplanted *kharif* rice variety Satabdi (cv. IET 4786) as influenced by biological products. The experiment was laid down in randomized complete block design (RCBD) with seven treatment combinations replicated thrice. Results revealed that RDF + soil applied Bolt GR @ 10 kg/ha along with produced plant with higher growth attributes and yield of tested rice cultivar. The same treatment registered significantly higher total N and K uptake in tested cultivar; while the highest P uptake was recorded with RDF + JumpStart2.0 @ 0.83 ml/kg seed. The treatment RDF + soil applied *Azospirillum* @ 2 kg/ha brought about significant positive changes of available N content in post-harvest soil over control situation (only RDF). However, significantly higher available P content was estimated in plots with RDF + soil applied PSB @ 2 kg/ha. Application of bio-products failed to exert any significant influence on residual soil K. The crop receiving RDF + soil applied Bolt GR @ 10 kg/ha gave highest gross return, net return and B:C ratio. Hence, application of RDF (60-30-30 kg N, P₂O₅ and K₂O/ha) along with Bolt GR @ 10 kg/ha or *Azospirillum* @ 2 kg/ha may be recommended to achieve higher grain yield of tested cultivar Satabdi (cv. IET 4786).

Keywords: Biological products, Wet season rice, Nutrient uptake, Yield, Economics

Introduction

Rice (*Oryza sativa* L.) plays a vital role in food and livelihood security for almost every household in West Bengal. Moreover, the demand for rice continues to increase owing to continued population growth. During 2015-16, rice production was to the tune of 159.5 lakh tones from 55.24 lakh hectare areas, with a productivity of 2.89 t/ha (Banerjee *et al.*, 2018). Presently, land is scarce and expansion is unlikely. However, rice yield will have to grow faster because of pressure on paddy fields in the State due to rapid urbanization, climate

Comment [u1]: kg ha⁻¹, for all

Comment [u2]: ml kg⁻¹, for all

Comment [u3]: Italic

change and competition from other high value agriculture. Rice yield growth of 1.0-1.2% annually beyond 2020 will be needed to meet the burgeoning demand without further soil degradation and environmental pollution (Banerjee *et al.*, 2018).

Any improvement in agricultural system that results in higher production should reduce the negative environmental impact of agriculture and enhance the sustainability of the system. One such approach is the use of biological products which can enhance the effectiveness of conventional mineral fertilizers. Biological products contain beneficial naturally occurring microorganisms or microbial derivatives as active ingredients that contribute to sustainable agriculture by increasing availability and uptake of mineral nutrients in the plant. The present study used different type of biological products namely Jump Start, Bolt GR, Ratchat, *Azospirillum* and PSB. JumpStart developed in Western Canada with a strain of *Penicillium bilaii* which improves P use efficiency in plants. The bio-stimulant product Bolt GR is a combination of humic acid, cold water extracts, ascorbic acid, amino acid, myo-inositol, thiamine and alpha-tocopherol. Main component of Bolt GR is humic acid and has been shown to stimulate plant growth and consequently yield by acting on mechanisms involved in cell respiration, photosynthesis, protein synthesis, water and nutrient uptake, and enzyme activities. This action of humic acid has been demonstrated to be dose-dependent and particularly effective in a low concentration range. Ratchat is mainly comprised of Lipo-chito-oligo-saccharides (LCOs) which are the key signal molecules secreted by these microorganisms to initiate plant symbiotic interactions with plants. The plant growth regulator LCOs exerts significant impact on plant biomass production, shoot and root growth, lateral root branching, cell cycle, embryogenesis, and seed germination (Maillet *et al.*, 2011). *Azospirillum* are free-living bacteria, some of which are known to be plant-growth-promoting bacteria (PGPB), capable of affecting growth and yield of numerous plant species (Phonglosa *et al.*, 2015). Phosphate solubilizing bacteria (PSB) is a bio-fertilizer which has the capacity to solubilize and mineralize the residual or fixed phosphorous, thereby increases the availability of phosphorus in the soil. It also produces growth substances like indole acetic acid, and gibberellins, ultimately increasing the overall phosphate use efficiency (Chhonkar and Tilak, 1997). Taking due cognizance of above facts, the present experiment was planned to study the influence of biological products on rice production system during wet season in Gangetic alluvial soil of West Bengal.

MATERIALS AND METHODS

Field experiment was conducted during wet season of 2017 and 2018 at Instructional Farm, Bidhan Chandra Krishi Viswavidyalaya, Jaguli, Nadia, West Bengal (22°93' N latitude, 88° 53' E longitude and at an elevation of 9.75m above MSL) under medium land situation to study the growth and yield of transplanted *kharif* rice as influenced by biological products. The experimental soil was sandy loam in texture (order *Inceptisol*), neutral in reaction (pH 7.1) and medium in total nitrogen (187.5 kg/ha), available phosphorus (38.6 kg/ha) and available potassium (201.8 kg/ha). The experimental site falls under sub-tropical sub-humid climate having average rainfall of 1450 mm, 75% of which is received during June to September. During crop growth period, the average maximum and minimum temperature fluctuated between 28.03°C to 33.67°C and 19.34 to 24.04°C, respectively. The maximum and minimum relative humidity varied from 90 to 97.0% and 51.2 to 85.7%, respectively.

The experiment was laid down in randomized complete block design (RCBD) with seven treatment combinations namely T₁: 100% RDF (60-30-30 kg N, P₂O₅ and K₂O/ha); T₂: 100% RDF + seed treatment with JumpStart 2.0 @ 0.83ml/kg seed; T₃: 100% RDF + soil application of Bolt GR @ 10 kg/ha; T₄: 100% RDF + foliar application of Ratchet @ 300 ml/ha at 30 and 60 DAT; T₅: 100% RDF + foliar application of Ratchet @ 450 ml/ha at 30 and 60 DAT; T₆: 100% RDF + soil application of *Azospirillum* @ 2 kg/ha and T₇: 100% RDF + soil application of PSB @ 2 kg/ha and replicated thrice. One-fourth (1/4th) N along with full P₂O₅ and 3/4th K₂O of RDF were applied as basal (during final land preparation). Remaining 1/2 N was top-dressed at tillering stage, while 1/4th each of N and K₂O was given at panicle initiation stage. All other cultural and plant-protection measures were also adopted as recommended for the region. The test crop was rice cv. Satabdi (IET-4786). The individual plot size was 5m × 4m. In the main field, rice seedlings were transplanted @ 3 per hill with a spacing of 20cm × 15cm. The crop was harvested during 3rd week of October when the plant become yellowish to brown and had around 14% grain moisture. Data on different yield components were recorded at harvest. Harvested crops were kept in the field for 2-3 days for sun-drying and then threshing was done plot-wise separately. Grain and straw were then properly sun-dried, weighed and finally converted into t/ha.

Plant samples from each treatment were collected, oven-dried, and ground for analyzing total recoveries of N, P and K at harvesting following standard procedures. Post-harvest soil samples were analyzed for total available N, P and K content following standard procedures. The economic assessment in terms of gross return, net return and benefit: cost (B:C) ratio of wet season rice was worked out on the basis of prevailing market prices for inputs and minimum support price (as per Govt. of WB) for outputs.

Data obtained on measured growth and yield parameters were analyzed following the method of analysis for RCBD as described by Gomez and Gomez (1984). The significance of different sources of variation was tested at probability level of 0.05. The standard error of mean ($SE_{m\pm}$) and critical difference (CD)_value were considered for comparing treatment mean values.

RESULTS AND DISCUSSION

Growth attributes

Tested biological products exerted significant impact on measured growth attributes namely plant height and DMA at 90 DAT while LAI at 60 DAT (Table 1). RDF along with soil applied Bolt GR @ 10 kg/ha along with produced plants with maximum height (102.7 cm), greater LAI (4.28) and DMA (852.2 g/m²); being statistically at par with soil application of *Azospirillum*_@ 2 kg/ha. The biological products provided plant growth promoting substances like hormones, organic acids, polysaccharides, amino acid, protein and thereby accelerated soil biological activities. They also enhanced the inherent plant capacity to express its full potential. Higher plant vigour, as observed with RDF + Bolt GR @ 10 kg/ha, might be attributed to the development of numerous root branching as well as root hairs and thereby increased nutrient uptake capacity. This effect on rice root system was enormous probably due to secretion of growth hormones and nitrogen fixation by bacteria. In addition, the humic acid being a component of Bolt GR is responsible for increasing the fresh and dry weight of the leaves, shoots, roots as well as number and plinth area of leaves (Vijoyakumari *et al.*, 2012). In the present study, the observed greater LAI with the application of biological products was might due to better soil physico-chemical properties *vis-à-vis* better soil environment and increased crop growth. Previous studies also reported that *Azospirillum* inoculation resulted in crop growth enhancement in terms of height, number of leaf/plant, size of leaf and overall aerial biomass (Kannan and Ponmurugan, 2010). One of the principal mechanisms proposed for *Azospirillum* sp. to explain plant growth promotion of inoculated plants, has been related to its ability to produce and metabolize several phytohormones and other plant growth regulating molecules (Salamone *et al.*, 2010).

The crop growth rate of tested cultivar varied significantly ($p\leq 0.05$) with different treatments and showed a declining trend towards maturity. Similarly, biological products had a significant influence on length and dry weight of roots. The plants receiving RDF + Ratchet @ 450 ml/ha exhibited the maximum CGR during 30-60 DAT and it was statistically at par with plants receiving RDF + soil applied Bolt GR @ 10 kg/ha. The plants

receiving RDF + JumpStart 2.0 @ 0.83ml/kg seed exhibited the highest root length (28.6cm) and dry weight (5.65g) at 60 DAT; being statistically at par with plants receiving RDF + soil applied Bolt GR @ 10 kg/ha and *Azospirillum* @ 2 kg/ha. In contrary, the lowest CGR, root length and dry weight was recorded in plants grown with RDF only. The strain *Penicillium bilaii*, main constituent of JumpStart 2.0, has been known to augment root length and root hair abundance, besides P solubilization (Tripathy *et al.*, 2009). It also supplies excess nutrients by allowing greater exploration of soil and moisture that crops need to maintain optimal growth.

Panicle length, yield and harvest index

Measured panicle length varied significantly with the application of different bio-products in wet season (Table 2). The highest value of the parameter was recorded in plants fertilized with RDF + soil applied Bolt GR @ 10kg/ha, while the next best treatment was RDF + soil applied Jump Start @ 0.83ml/kg seed. This result might be due to better utilization of growth resources in the plots receiving growth hormones, micronutrients, enzymes, proteins, vitamins etc. The loss of nitrogen is expected to be less in presence of humic acid, a component of Bolt GR, and thereby helped in better reproductive growth with greater panicle length and better grain filling (Dhanasekaran and Govindasamy, 2002).

The grain and straw yield of wet season rice was significantly improved on receiving different biological products (Table 2). The highest grain (4.22 t/ha) and straw yield (5.83 t/ha) was recorded in plots fertilized with RDF + soil application of Bolt GR @ 10 kg/ha; being statistically at par with grain yield obtained with RDF + soil applied *Azospirillum* @ 2 kg/ha. Application of biological products might have coincided with the critical physiological growth stages which favoured the rice crop to put forth better growth characteristics as well as increased yield components which in turn resulted higher grain yield. The results are in agreement with findings of Osman *et al.* (2013) who also opined that foliar spraying of humic and or fulvic acids, components of Bolt GR, influences grain yield and quality of rice cultivars. The inoculation of plants with *Azospirillum* has also been found to cause significant increases in growth and yield which is equivalent to that obtained with the application of 15-20 kg N/ha (Rodrigues *et al.*, 2008). Full NPK along with *Azospirillum* might have created the most convenient situation for better soil nutrient availability and higher nutrient accumulation (Phonglosa *et al.*, 2015), and hence the response in our study. Similarly, Govindan and Bagyaraj (1995) observed that inoculation of *Azospirillum* sp. to wet land rice under acidic condition improved shoot growth, straw yield and N uptake. In the present study, bio-product application exerted significant influence on harvest index (HI),

which ranged from 40.9 to 42.3%. However, the crop receiving RDF along with *Azospirillum* gave highest value of HI, which indicated greater translocation of photosynthates from source to sink and also better portioning towards reproductive growth (Phonglosa *et al.*, 2015). In the present study, the lowest HI was recorded in plants fertilized with RDF only.

Nutrients uptake

The nutrient uptake (N, P and K) by rice was significantly influenced by biological products (Table 3). The treatment RDF + soil applied Bolt GR @ 10 kg/ha registered significantly higher total N (82.9 kg/ha) and K (191.7 kg/ha) uptake in tested cultivar; being statistically at par with the treatment RDF + soil applied *Azospirillum* @ 2 kg/ha. Sivakumar *et al.* (2007) also found that application of humic acid up to 20 kg/ha along with RDF resulted in highest total uptake of N, P and K in rice. Much earlier, Kannan and Ponmurugan (2010) recorded significant increase in different plant parameters such as height, tiller number, dry matter yield and N uptake of rice plants with *Azospirillum* inoculation. Phonglosa *et al.* (2015) also found highest recoveries of NPK on supplementation of chemical NPK with *Azospirillum*. In the present study, application of RDF + JumpStart2.0 @ 0.83 ml/kg seed registered significantly highest P uptake in tested cultivar (Table 3), closely followed by those obtained with the treatment RDF + soil applied PSB @ 2 kg/ha. Results also indicated that PSB had a significant influence on grain yield, biological yield and total P uptake. Stimulation of plant growth by *P. bilaii* inoculation without a concurrent increase in the P content in plants had earlier been found in the study of Tripathy *et al.* (2009). In the present study, the total N, P and K uptake by plant were recorded lowest in control plot (RDF only). As expected, the relationship between nutrient uptake was linear and the grain yield of *kharif* rice was significantly correlated ($R^2 = 0.801$) in case of N, ($R^2 = 0.336$) in case of P and in case of K, ($R^2 = 0.895$) to the amount nutrient uptake (Fig. 1a, 1b and 1c).

Nutrient status of post-harvest soil

The treatment RDF + soil applied *Azospirillum* @ 2 kg/ha brought about greater positive changes of available N content in post-harvest soil over control situation (RDF only). However, it was statistically at par with RDF + soil applied Bolt GR @ 10 kg/ha. Significantly higher available P content was estimated in plots with RDF + soil applied PSB @ 2 kg /ha: being statistically at par with the treatment RDF + seed treatment JumpStart 2.0 @ 0.83ml/kg. Phosphate solubilizing bacteria (PSB) acts a bio-fertilizer and has the capacity to solubilize and mineralize the residual or fixed phosphorous, thereby increases the

availability of phosphorus in the soil. It produces growth substances like indole acetic acid, and gibberellins and thus, increases the overall phosphate use efficiency (Chhonkar and Tilak, 1997). In the present study, application of bio-products failed to exert any significant influence on residual soil K. The overall status of N, P and K was marginally higher over initial values where only RDF was applied. This might be due to the less uptake of NPK leading to a substantial amount of left-over nutrients in post-harvest soil.

Economic analysis

Combined application of RDF and biological products proved their superiority over sole RDF application (Table 3). In most cases, the observed yield gain were not huge (only 0.16 to 0.80 t/ha) but provided substantial income gains given the relatively low costs for all tested biological products. The crop receiving RDF + soil applied Bolt GR @ 10 kg/ha gave highest gross return, net return and B:C ratio. This might be due to the highest productivity realized at this application rate. In contrary, the lowest economic benefit was realized with control treatment (only RDF) due to poor grain yield.

CONCLUSION

Thus, RDF (60-30-30 kg N, P₂O₅ and K₂O/ha) along with soil applied Bolt GR @ 10 kg/ha or *Azospirillum* @ 2 kg/ha may be recommended to achieve higher grain yield of *kharif* season rice (cv. IET 4786) in Gangetic alluvial soil of West Bengal.

References

- Banerjee H, Samanta S, Sarkar S, Garai S, Pal S and Bramhachari K 2018. Growth, productivity and nutrient uptake of different rice cultivars under coastal eco-system of West Bengal. *Journal of Indian Society of Coastal Agricultural Research* **36**(2): 115-121.
- Channabasavanna AS and Biradar PD 2001. Response of irrigated rice to the application of poultry manure and inorganic fertilizer N, P and K in Karnataka, India. *International Rice Research Newsletter* **26**(2): 64-65.
- Chhonkar PK and Tilak KBR 1997. Biofertilizers for sustainable agriculture: Research gaps and future needs. In Plant Nutrient Needs Supply, Efficiency and Policy Issues: 2000-2025 (Eds. J.S. Kanwar and J.C. Katyal). *National Academy of Agricultural Sciences*, New Delhi, pp. 52-66.
- Dhanasekaran K and Govindasamy R 2002. Effect of urea coated with lignite derived humic substances on the performance of rice in a Typic Chromustert soil. *Advances in Plant Sciences* **15**(2): 505-509.

Comment [u4]: missed in the body

- Gomez KA and Gomez AA 1984. Statistical Procedures for Agricultural Research. John Wiley and Sons, New York.
- Govindan M, Bagyaraj DJ 1995. Field response of wetland rice to *Azospirillum* inoculation. *Journal of Soil Biology and Ecology* **15**: 17–22.
- Kannan T and Ponnuragan P 2010. Response of paddy (*Oryza sativa* L.) varieties to *Azospirillum* brasilense inoculation. *Journal of Phytoogy* **2**(6): 08–13.
- Maillet F, Poinot V, Andre O, Puech-Pages V, Haouy A, Gueunier M, Cromer, L., Giraudet D, Formey D, Niebel A, Martinez EA, Driguez H, Becard G and Denarie J 2011. Fungal lipo chito oligo saccharide symbiotic signals in arbus-cular mycorrhiza. *Nature* **469**:58–63.
- Osman EAM, EL-Masry AA and Khatab KA 2013. Rice productivity and its inner quality as affected by anhydrous ammonia rates with foliar application of organic acids. *Advances in Applied Science Research*. **4**(4):174-183.
- Phonglosa A, Bhattacharyya K, Ray K, Mandal J, Pari A, Banerjee H and Chattopadhyay A 2015. Integrated nutrient management for okra in an inceptisol of eastern India and yield modeling through artificial neural network. *Scientia Horticulturae* **187**: 1-9.
- Rodrigues PE, Rodrigues LS, Oliveira ALM de, Baldani VLD, Teixeira KR, Dos S, Urquiaga S and Reis VM 2008. *Azospirillum amazonense* inoculation: effects on growth, yield and N₂-fixation of rice (*Oryza sativa* L.). *Plant and Soil* **302**: 249-361.
- Salamone IEG de, Salvo LPD, Ortega JSE, Sorte PMFB, Urquiaga S and Teixeira RS 2010. Field response of rice paddy crop to *Azospirillum* inoculation: physiology of rhizosphere bacterial communities and the genetic diversity of endophytic bacteria in different phases of plants. *Plant and Soil* **336**: 351-362.
- Sivakumar K, Devarajan L, Dhanasekaran K, Venkatakrisnan D and Surendran U 2007. Effect of humic acid on the yield and nutrient uptake of rice. *Oryza* **44**(3): 277-280.
- Tripathy P, Kar M and Sahoo CR 2009. Bio-fertilizer on nutrient acquisition, grain yield and grain quality of rice. *Environment and Ecology* **27** (4A): 1694- 1697.
- Vijoyakumari B, Yadav RH, Gowri P and Kandari LS 2012. Effect of panchagavya, humic acid and micro herbal fertilizer on the yield and post harvest soil of soya bean (*Glycine max* L.). *Asian Journal of Plant Science*, **11**(2): 83-86.

Table 1.Effect of biological products on growth attributes of transplanted rice during wet season (mean data of 2 years)

Treatments	Plant height (cm) at 90 DAT	LAI at 60 DAT	DMA (g/m ²) at 90 DAT	CGR (g/m ² /day) 30-60 DAT	Root length (cm) at 60 DAT	Root dry weight (g/hill) at 60 DAT
T ₁ , RDF	93.9	3.83	773.8	11.72	19.3	3.98
T ₂ ,RDF + JumpStart @ 0.83ml/kg seed	97.3	3.98	836.7	11.84	28.6	5.65
T ₃ , RDF + Bolt GR @ 10 kg/ha	102.7	4.28	852.2	12.51	27.9	5.42
T ₄ , RDF + Ratchet @ 300 ml/ha	95.2	4.05	786.9	12.11	22.4	4.27
T ₅ , RDF + Ratchet @ 450 ml/ha	96.2	4.12	798.3	12.72	23.8	4.53
T ₆ , RDF + <i>Azospirillum</i> @ 2 kg/ha	100.8	4.23	847.8	12.34	27.4	5.03
T ₇ , RDF+ PSB @ 2 kg/ha	99.8	4.14	822.1	12.11	28.2	5.52
S.Em (±)	0.65	0.05	3.52	0.08	1.48	0.24
CD (P=0.05)	1.98	0.16	10.8	0.27	4.61	0.78

RDF: Recommended N:P₂O₅:K₂O dose of 60:30:30 kg/ha

LAI, Leaf area index; DMA, Dry matter accumulation; CGR, Crop growth rate; DAT, Days after transplanting

Table 2.Effect of biological products on panicle length, grain yield, straw yield and harvest index of transplanted rice during wet season (mean data of 2 years)

Treatments	Panicle length (cm)	Grain yield (t/ha)	Straw yield (t/ha)	Harvest Index (%)
T ₁ , RDF	22.2	3.42	4.68	40.9
T ₂ ,RDF + JumpStart @ 0.83ml/kg seed	24.3	3.70	5.26	41.2
T ₃ , RDF + Bolt GR @ 10 kg/ha	25.1	4.22	5.83	41.9
T ₄ , RDF + Ratchet @ 300 ml/ha	22.6	3.58	4.98	41.8
T ₅ , RDF + Ratchet @ 450 ml/ha	23.6	3.67	5.12	41.7
T ₆ , RDF + <i>Azospirillum</i> @ 2 kg/ha	24.2	4.13	5.64	42.3
T ₇ , RDF+ PSB @ 2 kg/ha	23.5	3.78	5.25	41.8
S.Em (±)	0.42	0.08	0.21	-
CD (P=0.05)	1.31	0.26	0.67	-

RDF: Recommended N:P₂O₅:K₂O dose of 60:30:30 kg/ha

NS, Non-significant

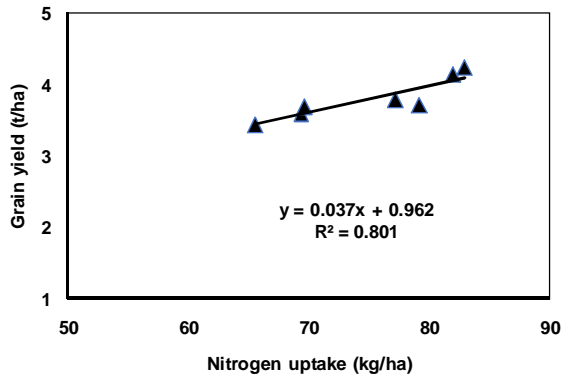
Formatted Table

Table 3.Effect of biological products on total plant nutrient uptake,soil nutrient status and economics of transplanted rice during wet season (mean data of 2 years)

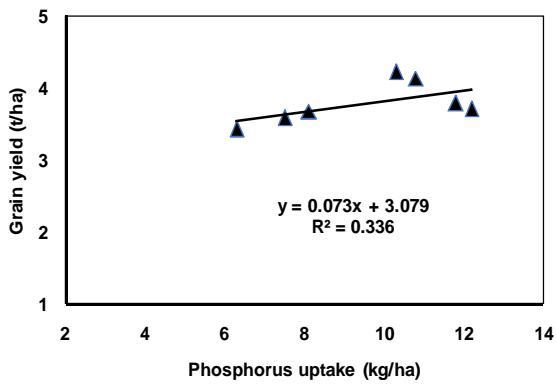
Treatments	Total nutrient uptake (kg/ha)			Residual soil nutrient status (kg/ha)			Gross return (Rs/ha)	Net return (Rs/ha)	B:C ratio
	N	P	K	Available N	Available P	Available K			
T ₁ , RDF	65.5	6.3	161.7	189.3	40.1	202.2	61,555	18,993	1.45
T ₂ ,RDF + JumpStart @ 0.83ml/kg seed	79.2	12.2	178.1	193.1	45.9	209.3	72,110	29,240	1.68
T ₃ , RDF + Bolt GR @ 10 kg/ha	82.9	10.3	191.7	198.8	42.7	208.3	79,680	35,618	1.81
T ₄ , RDF + Ratchet @ 300 ml/ha	69.3	7.5	160.7	195.8	40.2	203.5	67,630	23,874	1.55
T ₅ , RDF + Ratchet @ 450 ml/ha	69.6	8.1	169.0	196.4	41.8	204.8	69,345	24,975	1.56
T ₆ , RDF + <i>Azospirillum</i> @ 2 kg/ha	82.0	10.8	187.6	203.1	44.1	210.3	77,915	34,703	1.80
T ₇ , RDF+ PSB @ 2 kg/ha	77.2	11.8	177.3	195.4	46.2	209.5	71,400	28,578	1.67
S.Em (±)	1.42	0.54	3.24	1.78	0.62	3.02	-	-	-
CD (P=0.05)	3.67	1.81	9.76	5.64	1.86	NS	-	-	-

RDF: Recommended N:P₂O₅:K₂O dose of 60:30:30 kg/ha

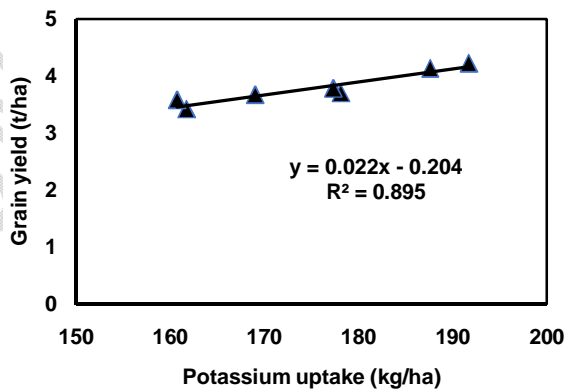
NS, Non-significant



[a]



[b]



[c]

Figure 1. Correlation between grain yield and N uptake [a], grain yield and P uptake [b] and grain yield and K uptake [c]