

Original Research Article

Long term effect of organic and inorganic sources of nutrient on growth of pearl millet (*Pennisetum glaucum*)

Abstract

A field experiment long term application of organic and inorganic sources of nutrient during kharif season 2022 and 2023 at Research Farm, Department of Soil Science, Rajmata Vijayaraje Scindia Krishi Vishwavidyalaya, Gwalior under pearl millet (*Pennisetum glaucum* L.). The data revealed that the recorded higher pooled mean plant height (188.79 cm), length of cob (31.88 cm), dry matter accumulation (44.90 g) and grain weight per cob (10.87 g) with T₁₂-100% NPK +FYM @ 10 t/ha/yr + {PSB+ Azotobacter (Seed treatment)}. It was concluded that treatment 100% NPK +FYM @ 10 t/ha/yr + {PSB+ Azotobacter (Seed treatment)} was found superior among remaining treatment. It is concluded that treatment receiving organic manure along with optimal dose of chemical fertilizer in combination with Azotobacter and PSB provide higher growth attributes of pearl millet. These findings showed that treatment 100% NPK +FYM @ 10 t/ha/yr + {PSB+ Azotobacter (Seed treatment)} is superior among remaining treatment.

Key words: - Long-term; Pearl millet; Azotobacter; Inorganic; Organic; Nutrient

Introduction

Pearl millet (*Pennisetum glaucum* L.), the world's hardiest warm season cereal crop. Globally it ranks sixth after rice, wheat, maize, barley and sorghum in terms of area (Khairwalet *et al.*, 2007) and share 42% of total world production (Ramesh *et al.*, 2006). In our nation, it ranks as the fifth most significant cereal grain crop, behind rice, wheat, maize, and sorghum. A crucial semi-arid and dry crop grown on about 7.57 million hectares for both food and feed, pearl millet is ranked fourth among all cereals (Agricultural Statistics at a Glance, 2021).

Pearl millet became a more affordable alternative due to the recent spike in the costs of wheat, rice, and maize as well as the rising demand for non-food purposes (such as the starch, alcohol, and cow and poultry feed sectors) (Reddy *et al.*, 2013). Furthermore, because

this crop has a higher fiber content and is beneficial for cardiac and diabetic patients, its nutritional value presents significant opportunity for the development of value-added goods in new health-conscious customer segments. Due to its cultivation by small and marginal farmers, pearl millet is expected to have a substantial socioeconomic impact from increases in productivity (Yadav *et al.*, 2011).

Holistic management is essential to the improved growth attributes of the crop. Long-term application of inorganic fertilizers depletes the physical, chemical, and biological qualities of soil and pollutes the environment when combined with organic additions. In addition to providing the soil with nutrients and organic matter, organic manures also influence the soil's structure, turnover of nutrients, biodiversity, and activity of the microbial population, among many other changes pertaining to the physical, chemical, and biological characteristics of the soil. The physics-chemical qualities of soils can be enhanced by the use of organic manures alone or in conjunction with chemical fertilizers. Organic manures maintain a positive nutritional balance, provide a healthy substrate for the growth of microorganisms, and improve the physical characteristics of the soil (Parsad 2010).

The integrated nutrient management advocates balanced and conjoint use of inorganic fertilizer, organic manure, green manure and biofertilizer in order to maintain or adjustment of soil fertility and plant nutrient supply to an optimum level for sustaining desired crop productivity. An important source of plant nutrients for raising agricultural productivity is fertilizer (Rakshit *et al.*, 2008).

Materials and methods

The present investigation is a part of an on-going long-term field experiment on organic and inorganic sourced of nutrient on in pearl millet. The experiment was initiated in 2002 on permanent plots (latitude of 26° 13'N and longitude 76° 10'E with an altitude 197 meters). The climate of experimental site is semi-arid and subtropical with extreme weather conditions having hot and dry summer and cold winter, where maximum temperature goes up to 45 °C during summer and minimum as low as 2.80 °C. The mean annual rainfall of area is 700-800 mm. The soil of the experimental field is alluvial, sandy clay loam in texture and classified as Typic Ustochrepts at great group level. The experiment was laid out with randomized block design having three replications comprising of 12 treatments, viz T₁- Absolute Control, T₂-100% N, T₃-100% NP, T₄-100% NPK, T₅-100% NPK + 25 kg ZnSO₄/ha/yr, T₆-100% NPK + 50 Kg FeSO₄/ha/yr, T₇-100% NPK + FeSO₄ + ZnSO₄, T₈-

100% NPK + 1% (FeSO₄ + ZnSO₄ Spray), T₉-50% NPK + FYM @ 10t/ha/yr, T₁₀-75% NPK + FYM @ 10t/ha/yr, T₁₁-100% NPK+ FYM @ 10t/ha/yr and T₁₂-100% NPK +FYM @ 10 t/ha/yr + {PSB+ Azotobacter (Seed treatment)}, respectively.

Area of single plot was 5m × 3m. The recommended dose of fertilizer for pearl millet was 80 N + 40 P₂ O₅ + 20 K₂O kg/ha. Half of the nitrogen was applied in the form of urea as a basal dose and remaining was top dressed after 1st irrigation at 30 DAS. Full dose of phosphorus and potash applied as single supper phosphate and murate of potash at the time of sowing. As per treatment FYM was added @10 tonnes/ha/year before sowing of crop contain 0. 5% N, 0. 25% P and 0.5% K. In inoculation treatments seeds were treated with Azotobacter and Phosphate Solubilising both @10 g/kg seed. Pearl millet “Hybrid (JBV-3)” was sown (seed rate 5kg/ ha) during the middle of July and harvested in second week of October. The growth parameters data were analysed treatment wise of pearl millet from (kharif) 2022-2023.

Results and Discussion

The data furnished (Table1.0and figure 1.0) that the significantly higher plant height in year 2022 and 2023 was recorded with T₁₂-100% NPK +FYM @ 10 t/ha/yr + {PSB+ Azotobacter (Seed treatment)} (188.52 and 189.32 cm). In the pooled data of both years showed the maximum plant height was recorded (188.79 cm) also treatment T₁₂-100% NPK +FYM @ 10 t/ha/yr + {PSB+ Azotobacter (Seed treatment)}, it was found at par with treatment T₁₁ and T₁₀. The lowest plant height was recorded with control treatment. This result also supported by Rathore *et al.*, (2004), Singh *et al.*, (2013) and Yadav *et al.*, (2018).

The data presented (Table 2.0 figure 2.0) that the significantly higher length of cob in year 2022 and 2023 was recorded with T₁₂-100% NPK +FYM @ 10 t/ha/yr + {PSB+ Azotobacter (Seed treatment)} (31.91 and 31.85 cm). In the pooled data of both years showed the maximum length of cob (31.88 cm) with T₁₂-100% NPK +FYM @ 10 t/ha/yr + {PSB+ Azotobacter (Seed treatment)}, it was at par with T₁₁-100% NPK+ FYM @ 10t/ha/yr (30.44 cm). The minimum length of cob was recorded with control treatment. Similar findings also reported by Kumar *et al.*, (2012), Kumaretal.,(2014), Samruthi *et al.*, (2015) and Khandelwal *et al.*, (2017).

The data furnished (Table 3.0 figure 3.0) that the maximum dry matter accumulation in year 2022 and 2023 was recorded with T₁₂-100% NPK +FYM @ 10 t/ha/yr + {PSB+ Azotobacter (Seed treatment)} (44.85 and 44.95 g). In the pooled data of both years showed

the maximum dry matter accumulation (44.90 g) with T₁₂-100% NPK +FYM @ 10 t/ha/yr + {PSB+ Azotobacter (Seed treatment)}, it was found at par with T₁₁-100% NPK+ FYM @ 10t/ha/yr (42.40 g). The minimum dry matter accumulation was recorded with control treatment. This result also confirmed by Divya (2021) and Kumar *et al.*, (2022).

The data presented (Table 4.0 figure 4.0) that the maximum grain weight per cob in year 2022 and 2023 was recorded with T₁₂-100% NPK +FYM @ 10 t/ha/yr + {PSB+ Azotobacter (Seed treatment)} (10.85 and 10.89 g). In the pooled data of both years showed the maximum grain weight per cob (10.87 g) with T₁₂-100% NPK +FYM @ 10 t/ha/yr + {PSB+ Azotobacter (Seed treatment)}, closely followed by T₁₁-100% NPK+ FYM @ 10t/ha/yr (9.84 g). The minimum grain weight per cob was recorded with control treatment. Similar trends also stated by Kadametal.,(2016),Khadadiyaet al., (2019), Rana and Prasad (2020) and Kalaliyaet al., (2022).

Table 1.0 Effect of organic and inorganic sources on nutrient on plant height of pearl millet at harvest stage

Treatments	Plant height (cm)		
	2022	2023	Pooled
T ₁ -Absolute Control	164.25	165.25	164.75
T ₂ -100% N	171.55	172.05	171.80
T ₃ -100% NP	172.12	173.45	172.79
T ₄ -100% NPK	172.75	174.02	173.39
T ₅ -100% NPK + 25 kg ZnSO ₄ /ha/yr	174.36	174.85	174.61
T ₆ -100% NPK + 50 Kg FeSO ₄ /ha/yr	174.45	174.92	174.69
T ₇ -100% NPK + FeSO ₄ + ZnSO ₄	175.02	175.15	175.09
T ₈ -100% NPK + 1% (FeSO ₄ + ZnSO ₄ Spray)	174.05	174.88	174.47
T ₉ -50% NPK + FYM @ 10t/ha/yr	176.22	177.55	176.89
T ₁₀ -75% NPK + FYM @ 10t/ha/yr	182.05	183.22	182.64
T ₁₁ -100% NPK+ FYM @ 10t/ha/yr	185.52	186.14	185.83
T ₁₂ -100% NPK +FYM @ 10 t/ha/yr + {PSB+ Azotobacter (Seed treatment)}	188.25	189.32	188.79
S. Em. (±)	4.30	4.23	3.02

CD (0.05%)	12.63	12.41	8.60
------------	-------	-------	------

Table 2.0 Effect of organic and inorganic sources on nutrient on length of cob of pearl millet

Treatments	Length of cob (cm)		
	2022	2023	Pooled
T ₁ -Absolute Control	25.56	25.52	25.54
T ₂ -100% N	26.00	25.96	25.98
T ₃ -100% NP	26.42	26.37	26.40
T ₄ -100% NPK	26.75	26.71	26.73
T ₅ -100% NPK + 25 kg ZnSO ₄ /ha/yr	26.83	26.80	26.82
T ₆ -100% NPK + 50 Kg FeSO ₄ /ha/yr	27.27	27.23	27.25
T ₇ -100% NPK + FeSO ₄ + ZnSO ₄	28.40	28.37	28.38
T ₈ -100% NPK + 1% (FeSO ₄ + ZnSO ₄ Spray)	27.62	27.59	27.60
T ₉ -50% NPK + FYM @ 10t/ha/yr	28.28	28.23	28.26
T ₁₀ -75% NPK + FYM @ 10t/ha/yr	28.72	28.66	28.69
T ₁₁ -100% NPK+ FYM @ 10t/ha/yr	30.47	30.41	30.44
T ₁₂ -100% NPK +FYM @ 10 t/ha/yr + {PSB+ Azotobacter (Seed treatment)}	31.91	31.85	31.88
S. Em. (±)	1.16	1.16	0.82
CD (0.05%)	3.41	3.39	2.33

Table 3.0 Effect of organic and inorganic sources on nutrient on dry matter accumulation of pearl millet at harvest stage

Treatments	Dry matter accumulation per
------------	-----------------------------

	plant (g)		
	2022	2023	Pooled
T ₁ -Absolute Control	34.25	34.28	34.27
T ₂ -100% N	37.12	37.15	37.14
T ₃ -100% NP	38.02	38.58	38.30
T ₄ -100% NPK	38.85	38.95	38.90
T ₅ -100% NPK + 25 kg ZnSO ₄ /ha/yr	39.15	39.25	39.20
T ₆ -100% NPK + 50 Kg FeSO ₄ /ha/yr	39.25	39.35	39.30
T ₇ -100% NPK + FeSO ₄ + ZnSO ₄	39.85	39.90	39.88
T ₈ -100% NPK + 1% (FeSO ₄ + ZnSO ₄ Spray)	39.28	39.32	39.30
T ₉ -50% NPK + FYM @ 10t/ha/yr	38.45	38.58	38.52
T ₁₀ -75% NPK + FYM @ 10t/ha/yr	40.25	40.38	40.32
T ₁₁ -100% NPK+ FYM @ 10t/ha/yr	42.36	42.44	42.40
T ₁₂ -100% NPK +FYM @ 10 t/ha/yr + {PSB+ Azotobacter (Seed treatment)}	44.85	44.95	44.90
S. Em. (±)	1.62	1.61	1.14
CD (0.05%)	4.75	4.71	3.25

Table 4.0 Effect of organic and inorganic sources on nutrient on of grains weight per cob of pearl millet

Treatments	Grain weight per cob (g)		
	2022	2023	Pooled

T ₁ -Absolute Control	8.65	8.66	8.66
T ₂ -100% N	9.05	9.12	9.09
T ₃ -100% NP	9.20	9.22	9.21
T ₄ -100% NPK	9.32	9.30	9.31
T ₅ -100% NPK + 25 kg ZnSO ₄ /ha/yr	3.38	9.40	9.39
T ₆ -100% NPK + 50 Kg FeSO ₄ /ha/yr	9.45	9.48	9.47
T ₇ -100% NPK + FeSO ₄ + ZnSO ₄	9.52	9.50	9.51
T ₈ -100% NPK + 1% (FeSO ₄ + ZnSO ₄ Spray)	9.36	9.38	9.37
T ₉ -50% NPK + FYM @ 10t/ha/yr	9.30	9.33	9.32
T ₁₀ -75% NPK + FYM @ 10t/ha/yr	9.62	9.66	9.64
T ₁₁ -100% NPK+ FYM @ 10t/ha/yr	9.82	9.86	9.84
T ₁₂ -100% NPK +FYM @ 10 t/ha/yr + {PSB+ Azotobacter (Seed treatment)}	10.85	10.89	10.87
S. Em. (±)	0.35	0.35	0.25
CD (0.05%)	1.03	1.03	0.71

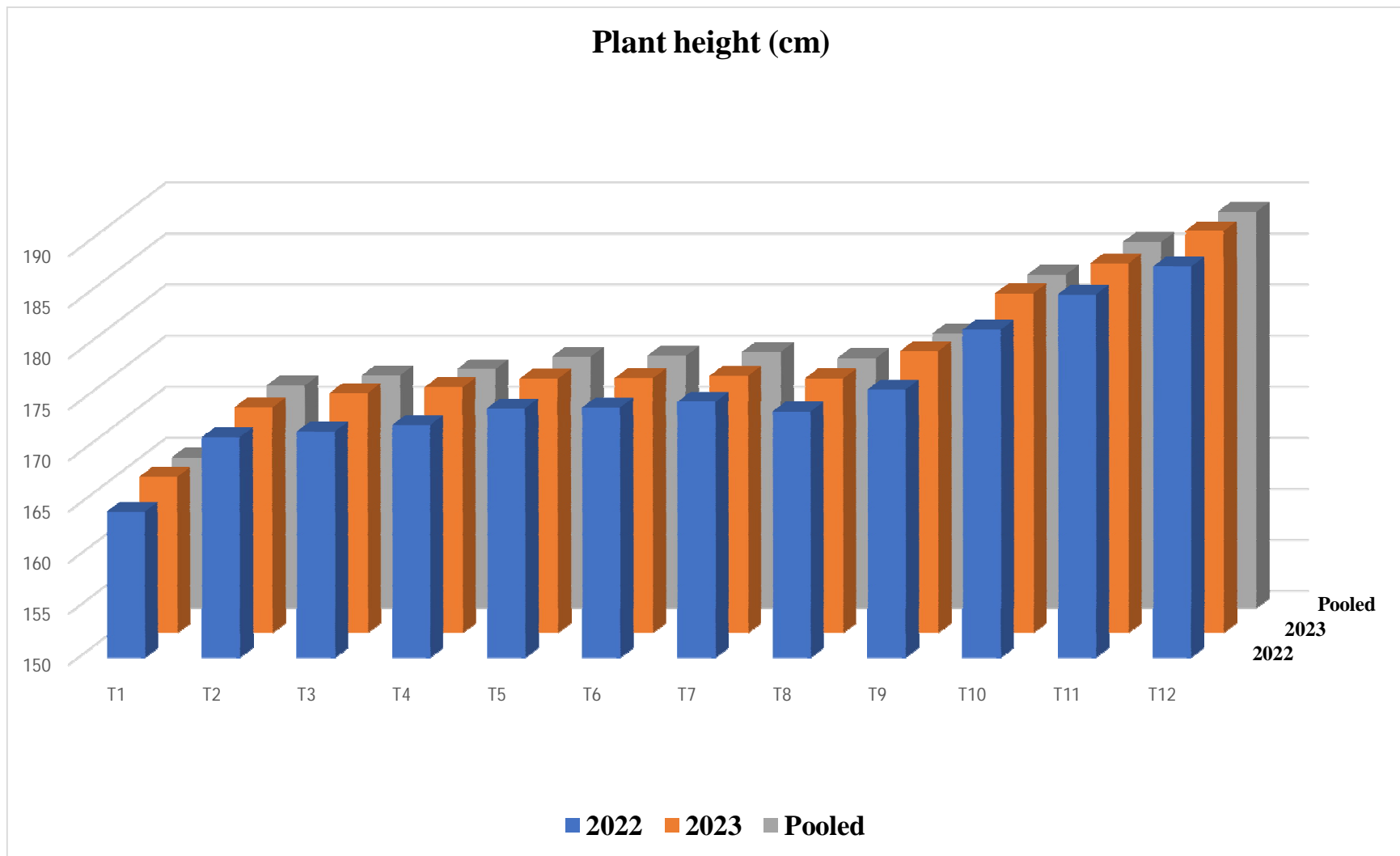


Figure 1.0 Effect of organic and inorganic sources on nutrient on plant height of pearl millet at harvest stage

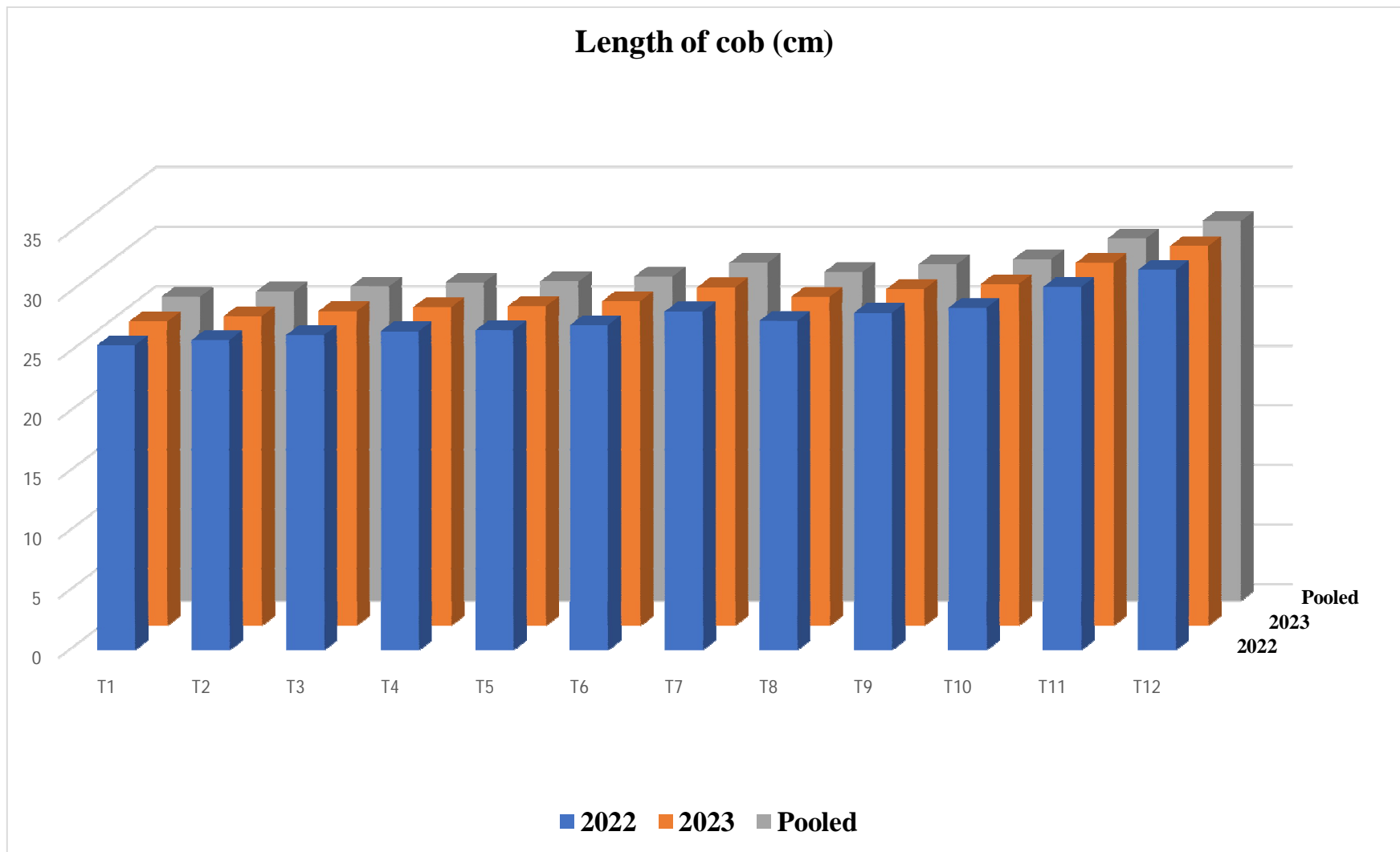


Figure 2.0 Effect of organic and inorganic sources on nutrient on length of cob of pearl millet

Dry matter accumulation per plant (g)

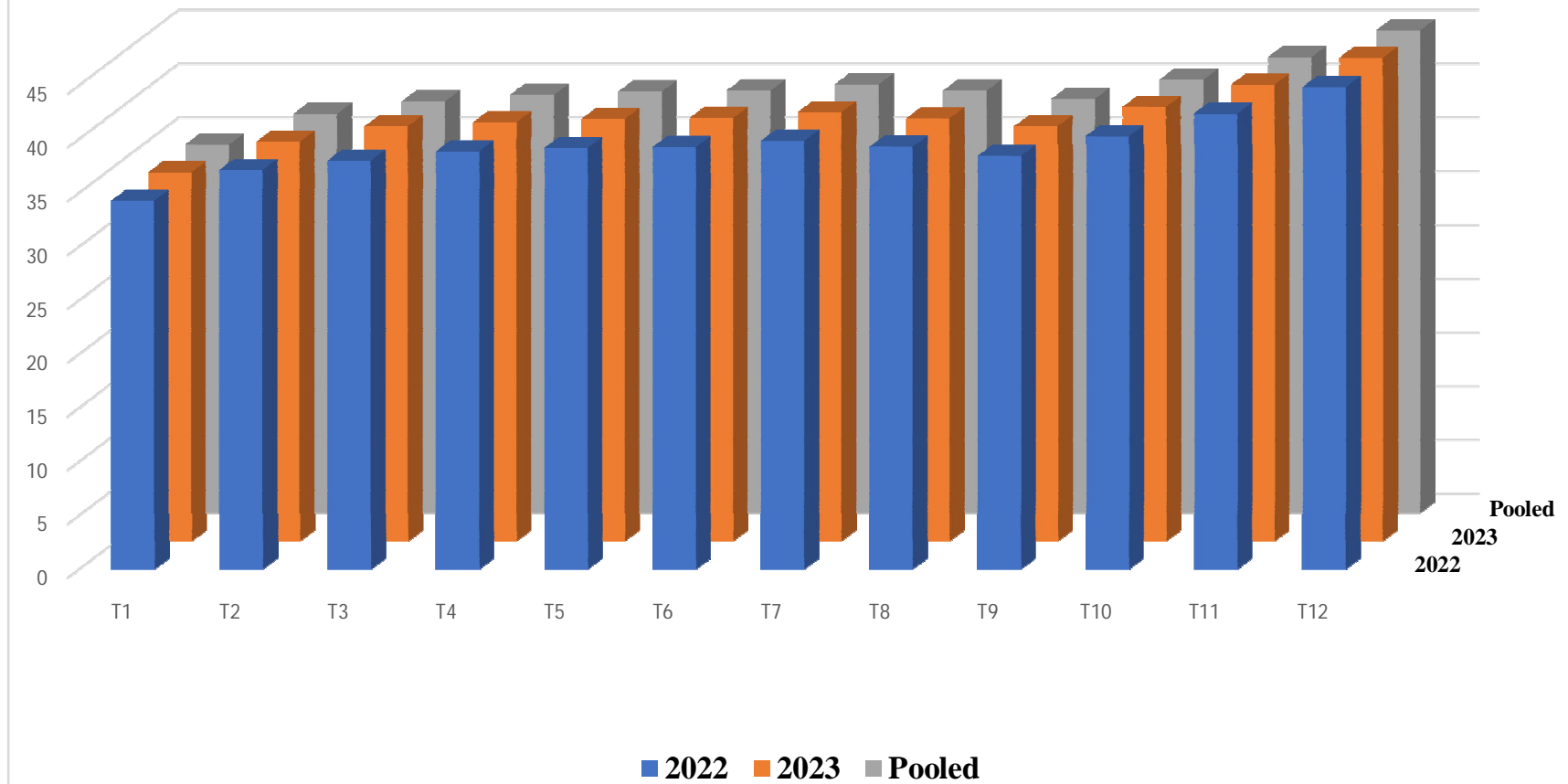


Figure 3.0 Effect of organic and inorganic sources on nutrient on dry matter accumulation of pearl millet at harvest stage

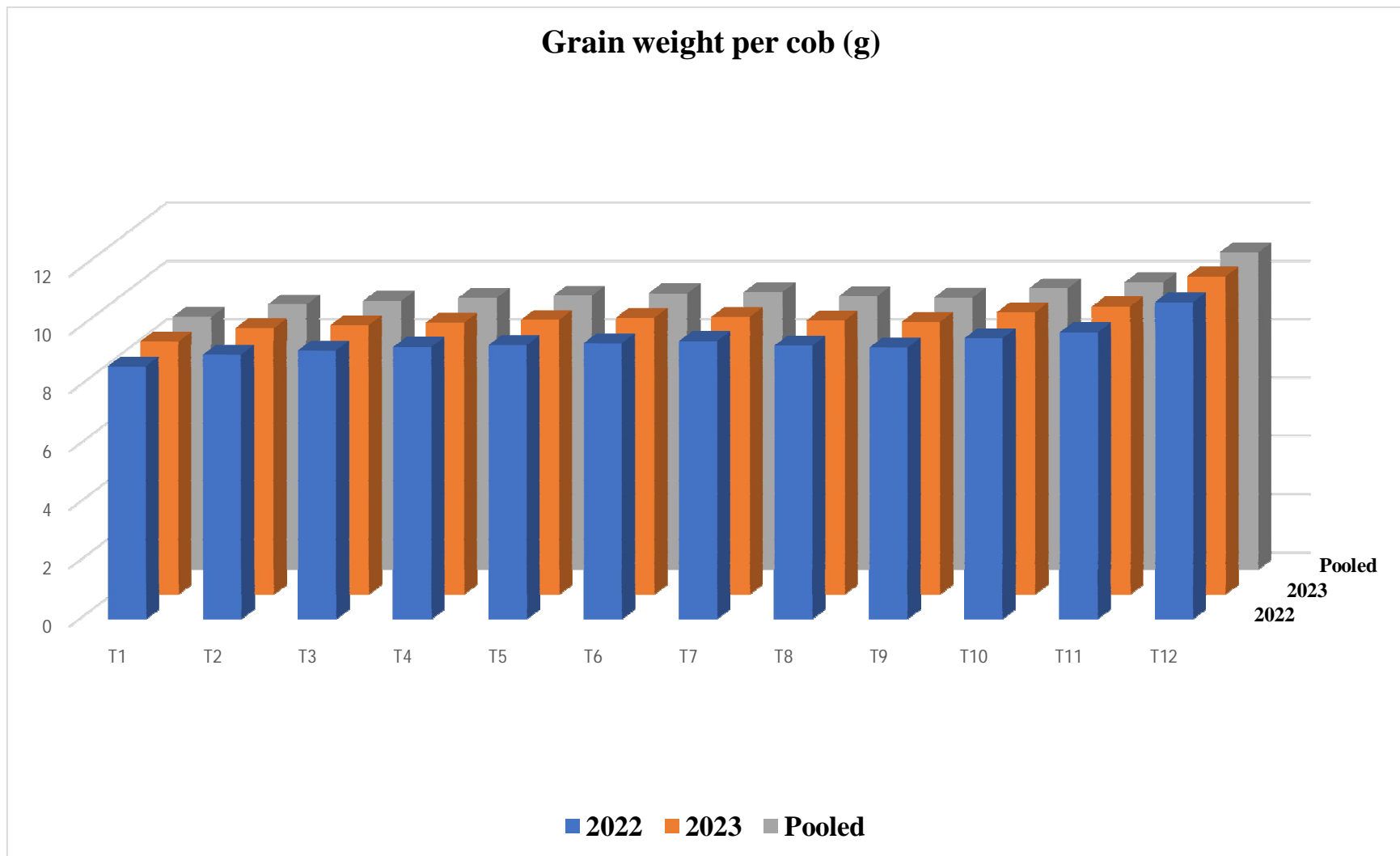


Figure4.0 Effect of organic and inorganic sources on nutrient on grain weight per cob of pearl millet

Conclusion

It is concluded that treatment receiving organic manure along with optimal dose of chemical fertilizer in combination with Azotobacter and PSB provide higher growth attributes of pearl millet. These findings showed that treatment 100% NPK +FYM @ 10 t/ha/yr + {PSB+ Azotobacter (Seed treatment)} is superior among remaining treatment.

Reference

- Agricultural Statistics at a Glance (2021) [https://agricoop.gov.in/en/Agricultural Statistics at a Glance](https://agricoop.gov.in/en/Agricultural%20Statistics%20at%20a%20Glance).
- Divya, G., Vani, K. P., Babu, P. S. and Devi K. B. S. (2021). Impact of cultivars and Integrated Nutrient Management on Growth, Yield and Economics of Summer pearl millet. *Int. J. App. P. Sci. and Ag (IJAPSA)* Volume 03, Issue 7.
- Kadam, S.B., Pawar S.B. and Jakkawad S.R. (2019). Impact of Integrated Nutrient Management on Growth, Yield of Summer Pearl Millet. *Trends in Biosciences*. **12**(4).
- Kalaliya, A., Sharma, S. K. and Kamboj, B.R. (2022). Effect of nutrient management on growth, yield attributing characters, yield and economics of rainfed pearl millet [*Pennisetum glaucum* (L) R.Br.]. *The Pharma Innovation Journal*. **11**(7): 290-294.
- Khadadiya, M. B., A. P. Patel and V. T. Shinde (2019). Effect of Integrated Nutrient Management on Growth and Yield Attributes of Summer Pearl Millet in South Gujarat. *Int. J. Curr. Microbial. App. Sci.* **8**(12): 1637-1645.
- Khairwal, I.S.; Rai, K.N.; Diwakar, B.; Sharma, Y.K.; Rajpurohit, B.S.; Nirwan, B and Bhattacharjee, R. (2007). Pearl Millet: Crop management and seed production manual. *ICRISAT*. p. 104.
- Khandelwal, S., Singh, J. P. and Dewangan, S. (2017). Effect of integrated nutrient management on growth and yield of pearl millet (*Pennisetum glaucum* L.) under guava based agri- horti system in rainfed condition of Vindhyan region. *Bull. Env. Pharmacol. Life Sci.*, **6** (11): 39-43.
- Kumar, Pradeep., Singh, Rakesh., Singh, Archana., Paliwal, Dinesh and Kumar, Sushil (2014). Integrated nutrient management in pearl millet (*Pennisetum glaucum*) - wheat

- (*Triticum aestivum*) cropping sequence in semi-arid condition of India. *Internat. J. agric. Sci.* **10** (1): 96-101.
- Kumar, S., Dahiya, R., Kumar, P., Jhorar, B. S. and Phogat, V.K. (2012). Long Term effect of organic materials and fertilizers on soil properties in pearl millet - wheat cropping system. *Ind. J. Agric. Sci.* **46**(2): 161-166.
- Kumar, Shubham, Dawson, Joy, Sanodiya, Lalit Kumar, Kumar, R., Dwivedi, Ravi Kumar and Meshram, Mayur (2022). Effect of nitrogen and potassium with zinc levels on growth and green yield of fodder pearl millet (*Pennisetum glaucum* L. *The Pharma Innovation Journal.* **11**(5): 2138-2141.
- Prasad, J.; Karmakar, S.; Kumar, R. and Mishra, B. (2010). Influence of integrated nutrient management on yield and soil properties in maize-wheat cropping system in an Alfisol of Jharkhand. *Journal of the Indian Society of Soil Science* **58**(2): 200-204.
- Rakshit, A.; Sarkar, N.C. and Sen, D. (2008). Influence of organic manures on productivity of two varieties of rice. *Journal of Central European Agriculture* **9**(4):629-634.
- Ramesh, S.; Santhi, P and Ponnuswamy, K. (2006). Photosynthetic attributes and grain yield of pearl millet [*Pennisetum glaucum* (L.) R. Br.] as influenced by the application of composted coir pith under rainfed conditions. *Acta Agron. Hung.* **54**(1): 83-92.
- Rana, R. and Prasad, S. K. (2020). Effect of Farm Yard Manure and Nitrogen on Growth and Yield of Pearl Millet under Custard Apple Based Agri- Horti System. *Int. J. Curr. Microbial. App. Sci. Special Issue-11*: 1794-1802.
- Rathore, B.S., Singh, V.P. and Hooda, R.S. (2004). Effect of mixed bio- fertilizer in association with different levels of nitrogen application on nutrient content and uptake by pearl millet (*Pennisetum glaucum*). *Crop Research, Hissar*, **28** (1/3): 39-41.
- Reddy, A.A.; Rao, P.P.; Yadav, O.P.; Singh, I.P.; Ardeshta, N.J.; Kundu, K.K.; Gupta, S.K.; Sharma, R.; Sawargaonkar, G.; Malik, D.P.; Shyam, D.M and Reddy, K.S. (2013). Prospects for *kharif* (Rainy Season) and summer pearl millet in western India. Working paper series no. 36. Patancheru 502 324, Andhra Pradesh, India: *ICRISAT*. p. 24.
- Samruthi, M., Kumar, R., Maurya, R. P. and Kumar, Y. S. (2019). Effect of Integrated Nutrient Management on Yield and Yield Attributes of Pearl Millet [*Pennisetum*

glaucum (L.) R. Br. Emend stuntz]. *Int. J. Curr. Microbiol. App. Sci.* **8**(10): 2733-2737.

Singh, Vinay., Singh, S. P., Singh, Sandeep and Shivay, Y. S. (2013). Growth, yield and nutrient uptake by wheat (*Triticum aestivum*) as affected by biofertilizers, FYM and nitrogen. *Indian Journal of Agricultural Sciences*, **83** (3): 331-4, March 2013

Yadav, L.C., Yadav L.R., Yadav Nagesh and Yadav Mamta. (2018). Effect of organic sources of nitrogen fertilization on yield and yield attributes pearl millet [*Pennisetum glaucum* (L.) R. BR. emend stuntz]. *International Journal of Chemical Studies*. **6**(3): 2329-2331.

Yadav, O.P.; Rai, K.N.; Khairwal, I.S.; Raj purohit B.S and Mahala, R.S. (2011). Breeding pearl millet for arid zone of northwestern India: constraints, opportunities and approaches. All India coordinated pearl millet improvement project, Jodhpur, India. p. 28.

UNDER PEER REVIEW