

Original Research Article

BIOASSAY OF *Azadirachta indica* AND *Jatropha curcas* OILS ON *Aphis craccivora*

Please change the title as shown below:

EVALUATION OF ANTIFEEDANT/ANTIREPELENT ACTIVITY OF OILS OBTAINED FROM THE SEEDS OF *AZADIRACHTA INDICA* AND *JATROPHA CURCAS* ON THE PEST-*APHIS CRACCIVORA* FOUND IN COWPEA

ABSTRACT

Aphis craccivora is a major pest of *Vigna unguiculata* due to its economic importance to the crop. A single bioassay was conducted and repeated ten times using live insects, botanicals and an olfactometer which contained the test compound in one arm and the remaining 3 arms served as a control in a four-armed olfactometer in order to determine its effectiveness as a repellent. The treatment odour source contained either 10µL *Azadirachta indica* or *Jatropha curcas* oil while the control arms contained no solvent tested against adult *A. craccivora*. The data obtained included the time spent by *A. craccivora* in the different arms of the olfactometer and the number of visits to each arm. Each of the data was analyzed using paired t-test. The results indicated that both oils significantly ($p < 0.05$) repelled *A. craccivora* as less time was spent in the plant oil-treated arms. Similarly, more visits were made by *A. craccivora* to the control arms. This showed the efficacy of both oil extracts as a repellent to *A. craccivora*. (Word count: 169)

Key words; *Aphis craccivora*, olfactometer, *Azadirachta indica*, *Jatropha curcas*, *Vigna unguiculata*, repellent

1.0 INTRODUCTION

Cowpea is the most important member of the Fabaceae family in Africa because of its nutritive value (IITA, 2009; Haruna and Usman, 2013). The seed of cowpea is the highest contributor to the overall protein requirement of rural and urban poor diets (Agbogidi, 2010). It is a deep-rooted and warm season crop. It is more drought tolerant than soybean, does well in sandy soils and is better adapted to a temperature of 25°C-30°C (Awodun, 2007; Nwofia *et al.*, 2015).

The production capacity of the crop in Nigeria was 2.95 million tonnes, cultivated in 3.8 million Hectares of land in 2013, making Nigeria the largest producer of the crop in the World (FAO, 2014). Cowpea has the ability to fix nitrogen to improve marginal lands and serve as a cover crop in a tropical cropping system

Comment [D.P1]: Please specify the nature of bioassay

Comment [D.P2]: Upper case required

Comment [D.P3]: Capital letters required

Comment [D.P4]: Capital letters required

Comment [D.P5]: Please check the spelling

Comment [D.P6]: Sentence did not convey message correctly; justify paragraph

Comment [D.P7]: Sentence not clear

Comment [D.P8]: Italics is required

Comment [D.P9]: italics

Comment [D.P10]: Briefly explain the results obtained and include the exact number of mean time spent and mean no. of entries

Comment [D.P11]: reference should not be cited in the abstract

Comment [D.P12]: space required

Comment [D.P13]: check the spelling

Comment [D.P14]: please make it in a proper sentence form

(Dujge *et al.*, 2008; IITA, 2009). Cowpea can fix about 240kg/ha of atmospheric nitrogen for succeeding crops grown in rotation with it (Nwofia *et al.*, 2015), to make use of 60-70kg/ha available nitrogen (Nwofia *et al.*, 2015).

Cowpea has *Aphis craccivora* as one of the major field pests, due to its economic importance to the crop (Van Emden and Harrington, 2007; Lozier *et al.*, 2008; Martin and Brown, 2008). Adult *A. craccivora* has a medium size of 1.50mm-2.28mm long. The adult aphid is a shiny black pear shaped, while the nymph is gray in colour (Barari *et al.*, 2005; Blackman and Eastop, 2007; Rajendra and Mamta, 2013). It can be distinguished from other species by their first segment of hind tarsus having two hairs (Cour d'acier *et al.*, 2007; Rajendra and Mamta, 2013). It has blackish dorsum of abdomen, usually completely scleroitic and a pale area around the siphunculi with a dark continuous median patch (Poulios *et al.*, 2007; Mehrparvar *et al.*, 2012; Rajendra and Mamta, 2013). It feeds on the under surface of young leaves, young stem tissues and on pod of mature plants (Smith and Boyko, 2007; Soffan and Aldawood, 2014). Their large population directly feeding on cowpea caused stunted growth in the plant, leaf distortion, premature defoliation and seedlings death (Blackman and Eastop, 2007; Mehrparvar *et al.*, 2012). It has been reported, that the most widely harmful effect of the insect is its transmission of Cowpea Aphid-borne Mosaic Virus (CAMV) (Shannag and Ja'far, 2007; Van Emden and Harrington, 2007).

The problems associated with the use of synthetic pesticides has necessitated the search for user and environment- friendly/ecological tolerable methods of control which are safe, affordable (cheap), locally available and provide adequate supply to

Comment [D.P15]: sentence not clear

Comment [D.P16]: no comma

meet the insecticide shortage (Zhao *et al.*, 2006; Gokce *et al.*, 2010). Jackai and Adalla (1997) opined that insect pest problem on cowpea persist at least in part because of lack of diversity in control measures.

Comment [D.P17]: correct the words

The use of botanicals notably, *Jatropha curcas* and *Azadirachta indica* remains one of the most viable options for control of crop pests (Dubey *et al.*, 2008; Chaieb, 2010; Devappa *et al.*, 2012). The generic name "Jatropha" is derived from the Greek words "Jatros" meaning "Doctor" and "Trophe" meaning "Nutrition" hence the common name "Physic nut" (Nayak and Patel, 2010; Roy *et al.*, 2016). Several studies have attributed the potency (toxicity) of *J. curcas* to its rich content of phorbol esters (Jing *et al.*, 2005; Gaur, 2009; Makkar *et al.*, 2012; Roy *et al.*, 2016). Phorbol-12-myristate-13-acetate (PMA) is the most common phorbol ester (Goel *et al.*, 2007). The seed contains 25-35 % crude oil while the kernel contains about 50-60 % oil (King *et al.*, 2009; Makkar and Becker, 2009; Makkar *et al.*, 2011a). The "oil contains 21% saturated fatty acids and 79 % unsaturated fatty acids" (Makkar and Becker, 2009; Harry-Asobara and Samson, 2014). The word *Azadirachta* is derived from the Persian *azaddirakt* "meaning noble tree" and it belongs to the same family with Mahogany called Meliaceae (Ogbuewu *et al.*, 2011; Asif, 2013). There are two species in the genus, *Azadirachta*; *A. indica* A. Juss, native to Indian sub-continent and *A. excelsa* Kack, confined to Phillipines and Indonesia. Another morphologically similar species of trees to *A. indica* is *Melia azadirachta* (Boadu *et al.*, 2011; Lokeshwar *et al.*, 2011). Rajkumar *et al.* (2011) reported "47 of triterpenoids and steroids isolated from neem (*A. indica*) and 15 non-terpenoid and non-steroid constituents from various parts of neem". *Azadirachtin* has been

Comment [D.P18]: remove this sentence

Comment [D.P19]: remove this sentence

Comment [D.P20]: and

Comment [D.P21]: they are native

Comment [D.P22]: is native

Comment [D.P23]: tree

reported, as the most active ingredient in *A. indica* (Lakshmi, 2009; Ogbuewu *et al.*, 2011; Jafari *et al.*, 2013; Amit and Das, 2018; Traore *et al.*, 2019). Azadirachtin A have been reported to be the most active of all azadirachtin compounds (FAO, 2006).

Comment [D.P24]: has

Many researchers have reported, the seeds of *A. indica* and *J. curcas* contain the highest amount of azadirachtin (Fig1) and phorbol esters (Fig 2) respectively (Martinez-Herrera *et al.*, 2006; Devappa *et al.*, 2011; Diabate *et al.*, 2014). Both *J. curcas* and *A. indica* have insecticidal properties of antifeedant, anti-oviposition, deterrent, ovicidal and fecundity inhibition to insect pests of crops (Devappa *et al.*, 2010b; Habou *et al.*, 2011; Jide-Ojo *et al.*, 2013). The use of essential oils with strong odour enhance olfactory sensation which are easily manipulated and use as spray to repel insect pests of crops to spray on them (Zewde and Jembere, 2010; Wekesa, 2011; Masry *et al.*, 2020). *J. curcas* display potent cytotoxicity and anti-tumor activity (Makker and Becker, 2010; Nayak and Patel, 2010; Federation of Free Farmers, 2012; Srinivasan *et al.*, 2019). The cytotoxicity is the consequence of its ability to inhibit protein synthesis (Devappa *et al.*, 2010a; Devappa *et al.*, 2012; Okbatinas and Haile, 2017). Aqueous extracts of *Jatropha* are very bitter due to its saponin content and there have high insecticidal activity owing to their interaction with cholesterol that impedes ecdysteroid synthesis (Bouchelta *et al.*, 2005; Chaieb, 2010; Ojumoola *et al.*, 2018). Saponin ingestion cause stunting and reduce energy value in insect (Nesseim *et al.*, 2012). When the *Jatropha curcas* oil, are inserted in the cell membrane of the insect, the enzymes, Protein Kinase C (PKC), is hindered of its performance, by the phorbol esters (Goel *et al.*, 2007; Millard and Leclaire, 2008; Insanu *et al.*, 2012; Ugwu and Mokwunye, 2019). The phorbol esters interfere with the normal message transfer system in the midgut cell, thereby preventing normal signal transduction

Comment [D.P25]: that

Comment [D.P26]: shorten the paragraph, remove unnecessary details.

Comment [D.P27]: These sentences are not applicable to this study.

Comment [D.P28]: check the grammar

that regulates the physiological/biochemical reactions stopping cell growth and differentiation (Luo *et al.*, 2007; Nesseim *et al.*, 2012; Ukatu *et al.*, 2021). This eventually may leads to cell turbulence and death in some insects (Oluwale-Abulude, 2007; Aiyelaagbe and Gloer, 2008; Makkar *et al.*, 2011b; Bayih *et al.*, 2018).

Comment [D.P29]: shorten the paragraph, remove nunecessary details.

The cultivation of cowpea is highly challenged by pests attack. Chemical (synthetic insecticides) control is one of the most widely used management approaches despite the fact that it has adverse effects on the ecosystem and human health. There is urgent need for alternative means of control of pest, which are environment- friendly, effective and could reduce the cost of productionand thereby increasing yield of the crop. The objective of this study is to evaluate the repellency activity of the *A. indica* and *J. curcas* oils against *Aphis craccivora*.

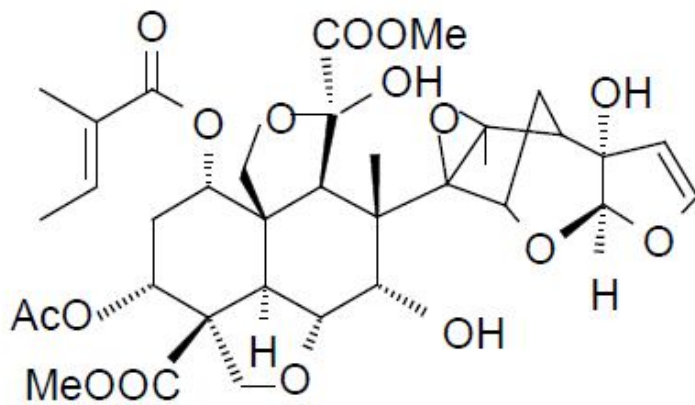


FIG 1: Chemical structure of azadirachtin A (FAO, 2006)

Comment [D.P30]: Structure of compound should be drawn using ChemDraw or other software. Please do not copy and paste

Comment [D.P31]: Please correct it

Comment [D.P32]: Reference not required

UNDER PEER REVIEW

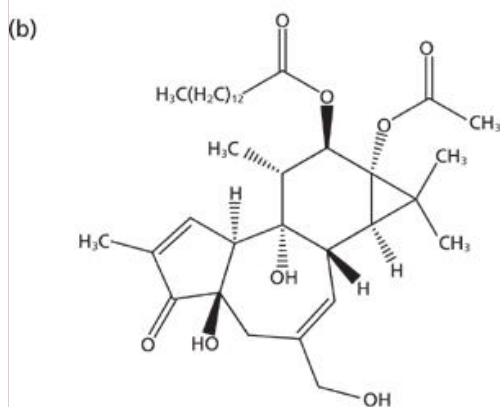
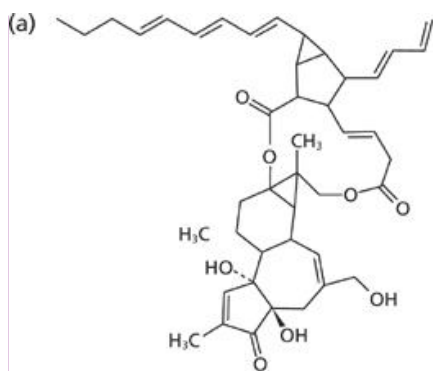


FIG 2:Chemical structures of phorbol esters reported to be present in *Jatropha curcas*; (a) DHPB and (b) PMA (Visawanathan *et al.*, 2012).

Comment [D.P33]: Structure of compound should be drawn using ChemDraw or other software. Please do not copy and paste.

Font size and appearance are not matching with previous structure

Comment [D.P34]: Please mind the space

NOTE:

DHPB=12-deoxy-16-hydroxyphorbol-13, 16 diester or

12-deoxy-16-hydroxyphorbol- 4'-[12', 14'-butadienyl]-6'-[16', 18', 20'-nonatrienyl]-bicyclo [3.1.0] hexane-(13-0)-2'-[carboxylate]-(16-0)-3'-[butenoic]ate

PMA=Phorbol-12-myristate-13-acetate

2.0 MATERIALS AND METHODS

2.1 Plant materials collection and extraction of oil

Mature seeds of neem, *Azadirachta indica* were collected from Murtala Muhammed High way; IBB way and Atimbo Road in Calabar, Cross River State. The *Jatropha curcas* seeds were obtained from Ijegu Yala of Cross River State. The seeds were washed thoroughly with tap water and dried in a shade for three days. *Jatropha curcas* and *A. indica* seeds were cracked manually using mortar and pestle but separately to obtain their kernels (Plates 1 and 2 respectively) into two different containers. The dried kernels of both plants were heated at the temperature of 50°C for 5 minutes in an oven prior to the extraction period in order to enhance the quantity of the oils (Warra, 2011). The kernels were now packed into two clean white muslin clothes and tied with rope. Then the kernels were subjected to mechanical press to extract the oils.

The sediment in each of the oils was allowed to settle down for one week after which, they were separated from the oils to make the oil available for use. Cowpea seeds (Vita 7 variety) used for the experiments were obtained from "International Institute of Tropical Agriculture (IITA)", Ibadan, Nigeria.

2.2 Field establishment for aphid infestation.

Top Soil was collected from the University of Calabar Botanical Garden and was air-dried. The air-dried soil was properly sieved to remove all the large particles using a wire mesh of 0.4cm x 0.4cm. Eight perforated plastic buckets were used in the experiment. Three kilogramme (3kg) of the air-dried and sieved soil was weighed

Comment [D.P35]: Give attention to alignment

Comment [D.P36]: Need shortened form (*A. indica*)

Comment [D.P37]: how much of seeds were collected? quantity

Comment [D.P38]: no comma

Comment [D.P39]: Need shortened form

Comment [D.P40]: How much oils obtained; quantity?

Comment [D.P41]: Spelling?

into each perforated plastic bucket of 4500cm². All the plastic buckets containing the soil were watered to field capacity and left overnight to drain, before planting the Vita 7



PLATE 1: Cowpea plants being raised at the botanical garden for *Aphis craccivora* infestation (Mag= $\times 0.1$)

Comment [D.P42]: Figure

Comment [D.P43]: Space?

variety of cowpea the following morning. The cowpea plants were allowed to grow

for 4 weeks when there was abundant aphid on the cowpea (Plate 1). Mature *Aphis craccivora* were collected for the laboratory experiment, from four weeks old cowpea plant.

2.3 Repellence bioassay test

Behavioural bioassay was performed in an Olfactometer modified after Pettersson(1970). Laboratory work was conducted by involving the responses of active cowpea aphids, *A. craccivora* to *A. indica* and *J. curcas* in 4-ways Olfactometer (Plate 2). A single choice bioassays was conducted and repeated ten times using live insect, botanicals and Olfactometer which contained the test compound in one arm and the remaining 3 arms served as controls (Ukeh and Umoetok, 2011). The treatments odour source contained either 10µl *Azadirachta indica* or *Jatropha curcas* oil while the control arms contained no solvent tested against adult *Aphis craccivora*. All sources were impregnated into filter discs.

Comment [D.P44]: Sentence not clear

Comment [D.P45]: Is it oil?

Comment [D.P46]: Experimental details are lacking

2.4 Data collection

Laboratory work: Computer programme was used for collecting and analyzing "Behavior" data with the four armed Olfactometer (OLFA programme) (Ukeh *et al.*, 2009; Ukeh and Umoetok, 2011). The data that were recorded include ; the time spent by the *Aphis craccivora* in the different arm of the olfactometer and the number of visit into each arm (Ukeh *et al.*, 2009)

2.5 Data analysis

The time spent in each Olfactometer arm and the number of visit made by *Aphis craccivora* in the laboratory experiment was analyzed using paired t-test (IBM Corp., 2011). The mean of the control arms was tested against the treatment arm.

Comment [D.P47]: Space alignment?



PLATE 2: *Aphis craccivora* feeding on the cowpea stem (Mag= $\times 2$)

Comment [D.P48]: Figure

Comment [D.P49]: This is not the right place to fix the picture

3.0 RESULTS AND DISCUSSION

3.1 Repellent effect of plant oils on *Aphis craccivora*

The effects of *Azadirachta indica* and *Jatropha curcas* oils on the time spent and number of entries made by *Aphis craccivora* in the treated and control arms of the olfactometer are presented in Table 1. The results indicated that both plant oils significantly ($p < 0.05$) repelled *A. craccivora* as less time was spent in the plant oil treated arms. Similarly, more number of visits were made by *A. craccivora* to the control arms (4.23, 4.06) than plant oil treated arms (0.51, 0.11).

Comment [D.P50]: Result is very short

Comment [D.P51]: Include the unit (min)

TABLE 1

The repellent activity of *Azadirachta indica* and *Jatropha curcas* oils

Treatments	Mean Time spent(min)	Mean no. of entries
<i>J. curcas</i>		
Test arm	0.11±0.02	0.10±0.01
Control arm	4.06±0.44	1.87±0.17
P-value	0.05	0.05
<i>A. indica</i>		
Test arm	0.51±0.39	0.40±0.32
Control arm	4.23±0.34	2.33±0.84
P-value	0.05	0.05

3.2 DISCUSSION

These results imply that the use of oils with strong odour enhance olfactory sensation which are easily manipulated and use as spray to repel insect pests of crops to spray on them (Zewde and Jembere, 2010; Wekesa, 2011; Traore *et al.*, 2019). *Jatropha curcas* display potent cytotoxicity and anti-tumor activity (Makker and Becker, 2010; Nayak and Patel, 2010; Federation of Free Farmers, 2012). The cytotoxicity is the consequence of its ability to inhibit protein synthesis (Devappa *et al.*, 2010a; Devappa *et al.*, 2012; Amit and Das, 2018). Aqueous extracts of *Jatropha* are very bitter due to its saponin content and there have high insecticidal activity owing to their interaction with cholesterol that impedes ecdysteroid synthesis (Bouchelta *et al.*, 2005; Chaieb, 2010; Masry *et al.*, 2020). Saponin ingestion cause stunting and reduce energy value in insect (Nesseim *et al.*, 2012). When the *Jatropha curcas* oil, are inserted in the cell membrane of the insect, the enzymes, Protein Kinase C (PKC), is hindered of its performance, by the phorbol esters (Goel *et al.*, 2007; Millard and Leclaire, 2008; Insanu *et al.*, 2012). The phorbol esters interfere with the normal message transfer system in the midgut cell, thereby preventing normal signal transduction that regulates the physiological/biochemical reactions stopping cell growth and differentiation (Luo *et al.*, 2007; Nesseim *et al.*, 2012; Masry *et al.*, 2020). This eventually may leads to cell turbulence and death in some insects (Oluwale-Abulude, 2007; Aiyelaagbe and Gloer, 2008; Makkar *et al.*, 2011b).

Comment [D.P52]: Is an agreement with

Comment [D.P53]: Sentence not clear

Comment [D.P54]: This sentence is not applicable to this study.

Comment [D.P55]: This part of discussion is important but it is not clear.

3.3 CONCLUSION

The research showed that seed oil extracts of *J. curcas* and *A. indica* were able to control *A. craccivora* on cowpea and can be effectively use as repellent of the pest. *Jatropha curcas* and *A. indica* are effective bio-insecticides in the management of *A. craccivora* of cowpea and may serve as replacement for synthetic insecticides that are currently being used for controlling this insect pest of cowpea.

Comment [D.P56]: This sentence is just repetition of the previous sentence. Both they convey the same meaning.

REFERENCES

- Agbogidi, M. O. (2010). Screening six cultivars of cowpea (*Vigna unguiculata* (L.) Walp) in Asaba agro-ecological environment, Delta State, Nigeria. *European Journal of Sustainable Development*, 1(2), 303-314.
- Aiyelaagbe, O. O. & Gloer, J. B. (2008). Japodic acid, a novel aliphatic acid from *Jatropha Podagrica* Hook. *Natural Products*, 2, 100-106.
- Amit, M. & Das, S. K. (2018). Comparative efficacy of neem (*Azadirachta indica*) and non-neem supplemented biofloc media in controlling harmful luminescent bacteria in natural pond culture of *Litopenaeus vannaemei*. *Aquaculture*, doi: 10:1016/j.aquaculture.2018.04.006.
- Asif, M. (2013). A review of spermicidal Activities of *Azadirachta indica*. *Journal of Pharmacognosy and Phytochemistry*, 1(5), 60-79.
- Awodun, M. A. (2007). Effect of sawdust ash on nutrient status, growth and yield of cowpea (*Vigna unguiculata* (L. WALP). *Asian Journal of Agricultural Research*, 1, 92-96.
- Barari, H., Ferguson, A. W., Piper, R. W., Smith, E., Quicke, D. L. J. & Williams, I. H. (2005). The separation of two hymenopteran parasitoids, *Tersilochus obscurator* and *Tersilochus microgaster* (Khneumonidae), of stem-mining pests of winter oil seed rape using DNA, morphometric and ecological data. *Bulletin of Entomological Research*, 5, 299-307.
- Bayih, T., Tamiru A. & Egigu, M. C. (2018). Bioefficacy of unitary and binary botanical combinations against Mexican bean weevil, *Zabrotes subfasciatus* (Coleoptera; Chrysomelidae). *International Journal of Tropical Insect Science*, 1-11. Doi: 10:10.1017/s1742758418000036.

- Blackman, R. L. & Eastop, V. F. (2007). Taxonomic issues. In Van Emden, H. F. & Harrington, R. (Eds.), *Aphids as crop pests*(pp. 1-29). UK: CAB International.
- Bouchelta, A., Boughdad, A. & Blenzar, A. (2005). Biocide effects of alkaloids, Saponins and flavonoids extracted from *Capsicum frutescens* L. (Solanaceae) on *Bemisia tabaci* (Gennadius) (Homoptera; Aleyrodidae). *Biotechnology, Agronomy, Society and Environment*,1, 21-30.
- Chaieb, I. (2010). Saponins as Insecticides: A review. *Journal of Plant Protection*, 5, 39-50.
- Coeur d'acier, A., Jousselin, E., Martin, J. F. & Resphis, J. Y. (2007). "Phylogeny of the genus *Aphis*Linnaeus, 1758 (Homoptera: Aphididae) inferred from mitochondrial DNA sequences". *Molecular, Phylogeny and Evolution*, 42(3), 598-611.
- Devappa, R. K., Maes, J., Makker, H. P. S., De Greyt, W. & Becker, K. (2010a). Quality of biodiesel prepared from Phorbol ester extracted from *Jatropha curcas* oil. *Journal of the American oil Chemists Society*,86, 697-704.
- Devappa, R. K., Makkar, H. P. S. & Becker, K. (2010b). Nutritional, Biochemical and Pharmaceutical potential of proteins and peptides from *Jatropha*: A Review. *Journal of Agricultural and Food Chemistry*, 58, 6543-6555.
- Devappa, R. K., Makkar, H.P.S. & Becker, R. K. (2010c). *Jatropha* toxicity – A Review. *Journal of Toxicology, Environment and Health. Part B*, 1(6), 241-246.
- Devappa, R. K., Makker, H. P. S. & Becker, K. (2011). *Jatropha* Diterpenes: a review. *Journal of the American oil Chemistry Society*,88, 301-322.
- Devappa, R. K., Makker, H. P. S. & Becker, K. (2012). Localization of antinutrients and qualitative identification of toxic components in *Jatropha curcas* seed. *Journal of the Science of Food and Agriculture*, 92(7), 1519-1525.
- Diabate, D., Gnago, J. A. & Tano, Y. (2014). Toxicity, antifeedant and repellent effect of *Azadirachta indica* (A. Juss) and *Jatropha curcas* L. aqueous extracts against *Plutella xylostella* (Lepidoptera: Plutellidae). *Journal of Basic and Applied Scientific Research*,4(11), 51-60.
- Dubey, N. K., Sristavata, B. & Kumar, A. (2008). Current status of plant products as botanical pesticides in storage pest management. *Journal of Biopesticides*,1, 182-186.
- Dugje, I. Y., Omoigui, L. O., Ekeleme, F., Kamara, A. Y. & Ajeigbe, H. (2009). *Farmers Guide to Cowpea Production in West Africa*. Ibadan, Nigeria: 11TA, pp. 11-15.
- Food and Agriculture Organization(FAO) (2014). Cowpea Production database for Nigeria, 2013. Retrived November 19, 2014, from <http://faostat3.fao.org>

- Gaur, S. (2009). *Development and evaluation of an effective process for the recovery of oil and detoxification of meal from *Jatropha curcas**. Master Thesis. Missouri University of Science and Technology, U. S. A.
- Goel, G., Makker, H. P. S., Francis, G. & Becker, K. (2007). Phorbol esters: Structure, biological activity and toxicity in animals. *International Journal of Toxicology*,26(4), 279-288.
- Habou, Z. A., Haougui, A., Mergeai, G., Haubruge, E., Toudon, A. & Verheggen, F. J. (2011). Insecticidal Effect of *Jatropha curcas* oil on the Aphid, *Aphis fabas*(Hemiptera: Aphididae) and on the main insect pests associated with Cowpeas (*Vigna unguiculata*) in Niger. *Tropicultural*,29(4), 225 -229.
- Harry-Asobara, J. L. & Samson, E. O. (2014). Comparative study of the phytochemical properties of *Jatropha curcas* and *Azadirachta indica* Plant Extracts. *Journal of Poisonous and Medicinal Plants Research*,2(2), 20-24.
- Haruna, I. M. & Usman, A. (2013). Agronomic Efficiency of Cowpea Varieties (*Vigna unguiculata* L. Walp) Rates in Lafia, Nasarawa State, Nigeria. *Asian Journal of Crop Science*, 5, 209-215.
- IBM Corp., (2011). IBM SPSS Statistics for windows, version 20.0. Armonk, NY: IBM Corp.
- IITA, (2009). *Cowpea Production in Tropical Africa: A reference manual of IITA*. Ibadan, Nigeria: IITA, pp. 101-115.
- Insanu, M., Dimaki, C., Wilkins, R., Booker, J., Vander Linde, P. & Kayser, O. (2012). Rational use of *Jatropha curcas* (L.) in food and medicine: from toxicity problems to safe applications. *Phytochemistry Review*,12, 107-119.
- Jackai, L. E. N. & Adalla, C. B. (1997). Pest Management practical in cowpea:A Review. In Singh, B. B., Moha, D. R., Dashie, K. E. & Jackai L. E. N. (Eds.),*Advances in CowpeaResearch* (pp. 240-258). Co-publication of International Institute for Tropical Agriculture (IITA) And Japan International Research Center for Agricultural Sciences (JIRCAS).
- Jafari, S., Safeidnia S., Sharm-Ardekani, M. R., Hadjiakhoodi, A. & Khanavi, M. (2013). Micromorphological and Preliminary Phytochemical Studies of *Azadirachta indica* and *Melia azadirachta*. *TurkishJournal of Botany*,37, 690-697.

- Jaglan, V. (2008). *Screening of antifungal activity of Jatropha curcas oil on penicillium and Aspergillus*. B.Sc Thesis, H. N. B. Garhwal University, Srinagar, Pauri Garhwal, Uttarakhand, India.
- Jembere, B., Getahun, D., Negash, M. & Sevoum, E. (2005). Toxicity of Birbira (*Milletia furriginea*) seed crude extracts to some insect pests as compared to other botanical and synthetic insecticides. *Proceedings of the 11th NAPRECA symposium on Natural Products and Drugs Delivery*, August 1-12, 2005, Astanarivo, Madagaskar, pp. 88-96.
- Jide-Ojo, C. C., Gungula, D. T. & Ojo, O. (2013). Extracts of *Jatropha curcas* L. exhibit significant insecticidal and grain protectant effects against maize weevil, *Sitophilus zeamidis* (coleopteran: curculionidae). *Journal of stored Product Post-harvest Research*, 4(3), 44-50.
- Jing, L., Fang, Y. I., Ying, X., Wenxing, H., Meng, X., Syed, M. N. & Fang, C. (2005). Toxic impact of integrated jatropherol-1 on selected enzymatic activities and ultrastructure of midgut cells in Silkworm, *Bombyx mori* L. *Journal of Applied Entomology*, 129, 98-104.
- King, A. J., He, W., Cuevas, J. A., Freudenberg, M., Ramiarmanana, D. & Graham, I. A. (2009). Potential of *Jatropha curcas* as a source of renewable oil and animal feed. *Journal of Experimental Botany*, 60, 2897-2905.
- Laamari, M., Khelfa, L. & CourAcier, A. (2008). Resistance source to cowpea aphid (*Aphis craccivora* Koch) in broad bean (*Vicia faba* L.) Algerian Landrace collection. *African Journal of Biotechnology*, 7, 2486-2490.
- Lakshhi, S. (2009). Neem tree: *Melicia Azadirachta* and *Azadirachta indica*. *Electronic American Research Journal*, 3(2), 111-113.
- Lokeshwar, T., Pankaj, S. I., Mukesh, B. & Vishnu, B. (2011). Review on Neem (*Azadirachta indica*): Thousands problems one solution. *International Research Journal of Pharmacy*, 2(12), 97-102.
- Lozier, J. D., Foottit, R. G., Miller, G. L., Mills, N. J. & Roderick, G. K. (2008). Molecular and morphological evaluation of the aphid germs hyalopterus Koch (insect: Hemiptera: Aphididae) in Iran. *North- Western Journal of Zoology*, 5(2), 338-348.
- Luo, M. J., Liu, W. X., Yang, X. Y., Xu, Y., Yan, F., Huang, P. & Chen, F. (2007). Cloning, Expression and Antitumor activity of Recombinant Protein of Curcin. *Russian Journal of Plant Physiology*, 54, 202-206.

- Makkar, H. P. S. & Becker, K. (2009). *Jatropha curcas*, a promising crop for the generation of biodiesel and value added co-products. *European Journal of Lipid Science and Technology*, 111, 773-787.
- Makkar, H. P. S. & Becker, K. (2010). Are *Jatropha curcas* phorbol esters degraded by rumen microbes? *Journal of the Science of Food and Agriculture*, 90, 1562-1565.
- Makkar, H. P. S., Francis, G. & Becker, K. (2007). Bioactivity of phytochemicals in some lesser known plants and their effects and potential applications in livestock and aquaculture production systems. *Animal*, 1, 1371-1391.
- Makkar, H. P. S., Kumar, V. & Becker, K. (2012). Use of Detoxified *Jatropha* Kernel meal and protein isolate in diets of farm animals. In Makkar, H. P. S. (Ed.), *FAO Published Book on Biofuel co-products use in livestock feed* (pp. 351-378). Rome; Food and Agriculture Organization.
- Makkar, H. P. S., Kumar, V., Oyeleye, O. O., Akinleye, A. O., Angula - Escalante, M. A. & Becker, K. (2011a). *Jatropha Platyphylla*, a new non-toxic *Jatropha* species: Physical properties and chemical constituents including toxic and antinutritional factors of seed. *Food chemistry*, 125(1), 63-71.
- Makkar, H. P. S., Kumar, V. & Becker, K. (2011b). Dietary inclusion of detoxified *Jatropha curcas* Kernel meal: Effects on growth Performance and Metabolic efficiency in common carp, (*Cyprinus carpio* L.) Fingerlings. *Aquaculture Nutrition*, 17, 313-326.
- Martin, J. H. & Brown, P. A. (2008). Global aphids. *Systematic Entomology*, 33, 214-215.
- Martinez – Herrera, J., Siddhuraju, P., Francis, G., Davila-Ortiz, G. & Becker, K. (2006). Chemical composition, toxic/antinutritional constituents and effects of different treatments on their levels, in four provenances of *Jatropha curcas* L. from Mexico. *Food chemistry*, 96, 80-89.
- Masry, S. H. D., Abdel-Wahab, T. E. & Rasha, M. (2020). Evaluating the impact of *Jatropha* oil extract against the varroa mite, *Varroa destructor* Anderson and Trueman (Arachnida: Acari: varroidae), infesting honey bee colonies (*Apis mellifera* L.). *Egyptian Journal of Biological Pest Control*, 30, 91. Retrieved from <https://doi.org/10.1186/s41938-020-00292-3> on the 15th of July, 2020.

- Mehrpour, M., Madjzadeh, S. M. & Mahdavi-Arab, N. (2012). Morphometric analysis of *Aphis craccivora*. *North-Western Journal of Zoology*, 8(1), 172-180.
- Millard, C. B. & Leclaire, R. D. (2008). Ricin and related toxins: review and perspective. In Romano, J. A., Lukey, B. J. & Salem, H. (Eds.), *Chemical warfare agents: Chemical Pharmacology and Toxicity* (pp. 423-467). Boca Raton, FL, USA: CRC press LLC.
- Nayak, B. S. & Patel, K. N. (2010). Pharmacognotic studies of the *Jatapha curcas* leaves. *International Journal of Pharmtech Research*, 2(1), 140-143.
- Nwofia, G. E., Ogbonna, N. D., Agbo, C.U. & Mbah, E. U. (2015). Growth and Yield of some Vegetable Cowpea Genotypes as influenced by planting season. *International Journal of Agriculture and Forestry*, 5(3), 205-210.
- Ojumoola, A. O., Bamidele, D. A. & Uddin II, R. O. (2018). Influence of selected legume seeds on emergence of *Callosobruchus maculatus* (F.) and its susceptibility to *Azadirachta indica* (A. Juss) aqueous leaf extracts. *Agrosearch*, 18(1), 77-89.
- Okbatinsae, O. & Haile, A. (2017). In vitro studies of biocidal effects of some plant extracts against *Anopheles gambiae* larvae (Diptera: Culicidae). *Journal of Medicinal Plants Research*, 11(4), 66-72.
- Oluwale-Abulude, F. (2007). Phytochemical Screening and Mineral contents of leaves of Some Nigeria Woody Plants. *Research Journal of Phytochemistry*, 1, 33-39.
- Pettersson, J. (1970). An aphid sex attractant I. Biological studies. *Entomology Scandinavia*, 1, 63-73.
- Poulios, K. D., Margaritopoulou, J. T. & Tsitsipis, J. A. (2007). Morphological separation of host adapted taxa within the *Hyalopterus pruni* complex (Hemiptera; Aphididae). *European Journal of Entomology*, 2, 245-253.
- Rajendra, S. & Mamta, Trivedi (2013). Systematic and nymphal characteristics of black bean aphid, *Aphis craccivora* Koch (Homoptera: Aphididae). *International Life Science Biotechnology and Pharma Research*, 3, 205-224.
- Rajkumar, P., Murari, O. & Nand, K. S. (2011). Anticancer biology of *Azadirachta indica* L. (neem): A mini review. *Cancer Biology and Therapy*, 12(6), 467-476.
- Roy, S., Handique, G., Baruna, A., & Bora, F. R. (2016). Comparative performances of Jatropa oil and garlic oil with synthetic acaricides against red mite infesting tea.

Proceedings of the National Academy of Sciences, India Section B: Biological Sciences, 88, 85-91.

- Shannag, H. & Jafar, A. (2007). Biometry and responses of faba bean varieties to black bean aphid, *Aphis fabae* scopoli. *American-European Journal of Agriculture and Environmental Science*, 2, 328-334.
- Smith, C. & Boyko, E. (2007). The molecular bases of plant resistance and defence responses to aphid feeding current status. *Entomologia Experimentalis et Applicata*, 122, 1-16.
- Soffan, A. & Aldawood, A. S. (2014). Biology and demographic growth parameters of cowpea aphid (*Aphis craccivora*) on faba bean (*Vicia faba*) cultivars. *Journal of Insect Science*, 14(120), 1-10.
- Srinivasan, R., Paola, S., Lin, M., Hy, H. C., Sareth, K. & Sor, S. (2019). Development and validation of an integrated pest management strategy for the control of major insect pests on yard-long bean in Cambodia. *Crop Protection*, 116, 82-91.
- Traore, F., Waongo, A., Ba, M. N., Dabire, C., Sanon, A., Tamo, M. & Pittendrigh, B. R. (2019). Effects of *Maruca vitrata* multi-nucleopolyhedrovirus and neem oil, *Azadirachta indica* A. Juss on the eggs of the cowpea borer *Maruca vitrata* Fabricius (Coleoptera: Crambidae). *International Journal of Tropical Insect Science*, Retrieved from <http://doi.org/10.42690-069-00061-2> on the 19th of April, 2021.
- Ugwu, J. A. & Mokwunye, I. U. (2019). Bioassay and efficacy of ethanol extracts of selected plant materials for the management of Kola weevil, *Balanogastriis kolae* (Coleoptera; Curculionidae) on stored kola nuts. *Journal of Applied Science and Environment Management*, 23(6), 1109-1117.
- Ukatu, P. O., Agah, L. J., Eleme, E. D., Agenyi., M., Agim, M. U., & Ebu, V. T. (2021). Evaluation of the efficacy of some plant oil extracts in the management of *Tribolium castaneum* (Herbst). *Asian Journal of Research in Zoology*, 4(4), 1-10 (Doi; 10.9734/AJRIZ/2021/v4i430119).
- Ukeh, D. A., Birkett, M. A., Bruce, T. J., Allan, E. J., Pickett, J. A. & Luntz, A. J. (2009). Behavioural responses of the maize weevil, *Sitophilus zeamais* to host (stored-grain) and non-host plant volatiles. *Pest Management Science*, 66(1), 44-50.
- Ukeh, D. A., & Umoetok, S. B. A. (2011). Repellent effects of five monoterpenoid odours against *Tribolium castaneum* (Herbst) and *Rhyzopertha dominica* (F.) in Calabar, Nigeria, *Crop Protection*, 30, 1351-1355.

- Van Emden, H. F. & Harrington, R.(2007). *"Aphids as crop pests"*. UK: CAB International, Cromwell press, p. 710.
- Visawanathan, B., Kapila, S., and Seemahannop, R. (2012). Characterization and Quantification of phorbol esters. Retrived May 28, 2014 from www.spectroscopy.com
- Warra, A. A. (2011). Sesame (*Sesamia indicum*) Seed oil methods of extraction and its prospects in cosmetic industry: A Review. *Bayero Journal of Pure and Applied Science*, 4(2), 164-168.
- Wekesa, I., Onok, L. A. Deng, A. L. Hasanali, A. & Othira, J. O. (2011). Toxicity and repellent potency of *Hyptis Spicigera* extracts on *Sitophilus zeamais* Motschulsky (Coleoptera: curculionidae). *Journal of Stored Products and Postharvest Research*, 2(6), 113-119.
- Zewde, D. K. & Jembere, B. (2010). Evolution of orange peel *Citrus sinensis* (L.) as a source of repellent, toxicant and protectant against *Zabrotes Subfasciatus* (Coleoptera: bruchidae). *Momona Ethiopian Journal of Science*, 2, 61-75.