

Original Research Article

Antioxidant Properties of a Novel Food Product, *Aadun* (Pudding) from Roasted Maize-African Yam Bean-Peanut Flours Enhanced Its Anti-Hyperglycemia Potentials in Wistar Rats

ABSTRACT

Aadun was produced from a blend of roasted maize, African yam bean (AYB), and peanut flour at different ratios (100%; 70:20:10%; 60:30:10%; and 50:40:10%) and labeled WKB 1, WKB 2, WKB3, and WKB 4, respectively, while a commercial sample (100%) was used as a positive control. The *aadun* was under investigation for its proximate composition, titrable acidity, amino acid profile, in vitro antioxidant, in vivo glycemic index, and consumer acceptability. The proximate composition result showed that the protein and fiber content ranges were 11.90–13.91% and 2.68–3.30%, respectively. Its bioactivities were improved, as indicated by its hydrophobic amino acids and biological value (~71.96–87.57%). For instance, the respective hydroxyl radical scavenging and iron chelation activities of the *aadun* were 18.30–69.90 and 16.40–77.9% with sample WKB 3 (60:30:10%; maize:AYB:peanut) and the control sample having the highest and least activities, respectively. The sample WKB 3 had the highest DPPH and highest ferric-reducing properties. The *aadun* had a low glycemic index (GI) of 34.14–45.45%. Most interesting is the fact the panelists generally accepted all the *aadun* samples when compared with the commercial *aadun*.

Keywords: *Aadun*; hyperglycemia; amino acid; African yam bean; antioxidant

1. INTRODUCTION

Hyperglycemia, also known as high blood glucose, occurs when there is too much sugar in the blood. For instance, this happens when the body has very little insulin (the hormone that transports glucose into the blood) or if the body cannot use insulin properly; hence, the condition is most often linked with diabetes (Hammer, 2019). This condition occurs when the sugar level in the blood is >125 and >180 mg/dL during fasting and 2 h postprandial, respectively. Thus, a diabetic patient is an individual with a fasting blood glucose of >125 mg/dL (Hammer, 2019). However, when hyperglycemia is left untreated, it could lead to many serious life-threatening complications that include but are not limited to damage to the eye, kidneys, nerves, heart, and

peripheral vascular system (Yari, Behrouz, Zand, & Pourvali, 2020). Findings show that chronic hyperglycemia occurs in uncontrolled diabetes, which leads to biochemical changes that consequently cause changes in the hemodynamics of the retina vessels and cause chronic hypoxia, a deficiency in the amount of oxygen reaching the tissues (Yari et al., 2020).

Inflammation is a complex set of interactions among soluble factors and cells that could arise in any tissue in response to traumatic, infectious, toxic, or autoimmune injury (Malomo, 2023). However, if targeted destruction and assisted repair are not properly phrased, inflammation could lead to persistent tissue damage by leukocytes, lymphocytes, and collagen (Malomo, 2023). However, a study also reported the association between chronic inflammatory diseases and infections with an increased risk of cardiovascular disease (Zhang, Chen, Delzell, Muntner, Hillegass, Safford, Millan, Crowson, & Curtis, 2014). Sometimes, inflammation serves as a natural defense mechanism against several damaging factors, including chronic diseases such as hyperglycemia due to the high production of reactive oxygen species (Zhang et al., 2014). This could have been the reason for the inflammation observed in several other chronic diseases including Alzheimer's disease and cancer (Zhang et al., 2014).

Aadun, a common snack obtained from roasted maize flour, pepper, and salt after being thoroughly mixed with palm oil (to obtain a uniform product) is a popular food product among Yoruba tribes in Nigeria (Idowu, Atolagbe, Henshaw, Akpan, & Oduse, 2012). *Aadun* is a good source of carbohydrates, phosphorus, and magnesium, but it is low in protein and often sold under minimal packaging conditions, which might lead to its rapid deterioration (Adeyanju, Enujiugha, & Bolade, 2016). Interestingly, the use of locally available food sources such as maize and defatted African oil bean seed for the production of *aadun* has been widely reported (Akinola, & Enujiugha, 2017). Hence, this research intended to explore the use of maize, African

yam beans (AYB), and peanuts after roasting in the production of *aadun*. Recently, up to 40% of AYB was used together with maize without negatively affecting other sensory properties of the produced *aadun* (Idowu et al., 2012).

Maize (*Zea mays*) is a major staple crop worldwide, accounting for 37.2% of total worldwide cereal production (Wang, Lin, Li, Zhao, Zhao, Wu, & Xiaojing, 2020). It is regarded as one of the most important food crops in the world, with global cultivation on acreage of 228 million ha in 2016 (Zhan, Han, Tang, Zhao, Sun, Li, & Jia, 2020). It contains large amounts of bioactive compounds, such as carotenoids, ferulic acid, and anthocyanins, with many therapeutic properties as well as fat-soluble vitamins (Nuss, & Tanumihardjo, 2010).

African yam bean (*Sphenostylis stenocarpa*) belongs to the family, *Papilionacea*, which is sometimes classified in the sub-family *Leguminosae* (Fagbemi, Ajibola, Fashakin, & Aluko, 2011).. It is an edible, underutilized grain legume widely cultivated in Africa that is used for human and animal nutrition (Oludumila, & Enujiugha, 2017). African yam bean is rich in protein (19.5%), carbohydrates (62.6%), fat (2.5%), vitamins, and minerals (Oludumila, & Enujiugha, 2017). The protein is made up of over 32% essential amino acids, while its amino acid spectrum indicates that lysine (which is lacking in maize) and methionine are the most predominant ones (Fagbemi et al., 2011). Peanut (*Arachis hypogae*), also known as groundnut, is a legume crop grown mainly for its edible seeds. It is generally included among the oilseeds due to its high oil (~57%) content (Suchoszek-Lukaniuk, Jaromin, Korvcinska, & Arkadiusz, 2011). Apart from its high oil content, it contains many other functional compounds, such as protein (26%), polyphenols, antioxidants, vitamins, and minerals, which could be added as a functional ingredient to many processed foods (Campos-Mondragón, Barca, De La, Durán- Prado, Campos-Reyes, Oliart- Ros, Ortega- García, Medina- Juárez, & Angulo, 2009).

Composite flour is a mixture of flours that is intended to totally or partially replace wheat flour in bakery and pastry products (Shittu, Raji, & Sanni, 2007). It is a mixture of flour from some other crops with or without wheat flour [16]. Composite flour is considered advantageous in developing countries as it reduces the importation of wheat flour and encourages the use of locally grown crops [17,18]. For instance, different varieties of crops such as breadfruit and breadnut [19], rice [20], Bambara groundnut [21], soybean [22], tiger nut tuber [23], sweet potato [24], and African walnut [25], have been used in the preparation of several composite flour formulations. This study investigates the antioxidant and anti-hyperglycemia properties of *aadun* produced from roasted maize, African yam bean, and peanut composite flour

2. MATERIALS AND METHODS

2.1. Materials

The maize, African yam bean, and peanut grains were obtained from King's Market, Ogbomoso, Nigeria, and authenticated at the Department of Crop, Soil and Pest Management of the Federal University of Technology, Akure, Ondo State, Nigeria. The chemicals and reagents used for this study were purchased from Sigma-Aldrich, London, United Kingdom, and were all certified and analytically graded before use.

2.2. Production of maize, african yam bean, and peanut flour

The maize, African yam bean, and peanut flour were obtained according to the previously described methods [26–28]. Briefly, the raw seeds were sorted and cleaned, roasted in an oven for 20 min at 180 °C, dehulled and separately milled using a Binatone kitchen blender (Binatone, mode BLG 402, Zhongshan, Haishang, China), and the resultant flour sieved to obtain a uniform size of 40 µm. The individual flours were then formulated into composite flour blends as shown in Table 1.

2.3. Formulation of Composite Flour Blends

The composite flour blends were formulated as stipulated:

Table 1. Composite flour formulations.

Samples	Formulations	Maize	African Yam Bean	Peanut	Total (%)
WKB 1	Maize	100	-	-	100
WKB 2	Maize + AYB + Peanut	70	20	10	100
WKB 3	Maize + AYB + Peanut	60	30	10	100
WKB 4	Maize + AYB + Peanut	50	40	10	100
	Commercial product	100	-	-	100

2.4. Production of Aadun

Aadun was prepared according to the previously described method [7]. Briefly, the composite flour blend was manually and properly mixed together in a bowl with salt, ground pepper, and palm oil. It was then molded and packaged for further analysis.

2.5. Proximate Composition Analysis

Proximate compositions of *aadun* were determined as described by AOAC 14.1.2.4.6.9 [29]. The carbohydrate content was determined by the difference (100-the sum of the content of protein, fat, ash, and moisture), while the energy value was calculated using the Atwater factor (fat \times 9 + carbohydrate \times 4 + protein \times 4 kcal/100 g).

2.6. Amino Acid Analysis

Amino acid profiles of *aadun* were determined according to the modified method [30]. Briefly, the food sample was placed in a hydrolysis ampoule and then dried under vacuum using a Savant SpeedVac (Fisher Scientific, Loughborough, UK). Approximately 100 μL of 6 N HCL was placed in the lower part of the ampoule, frozen in a dry ice/ethanol bath, attached to a vacuum system via $\frac{1}{4}$ " ID x $\frac{5}{8}$ " OD Tygon tubing, then slowly thawed and evacuated to <150 mTorr. An oxygen/methane flame was used to seal the neck of the tube at the constriction. After hydrolysis and acid removal, samples that contained 0.5–10 μg of protein were reconstituted with 60–200 μL of Na-S sample buffer and the amino acid composition was then finally analyzed.

2.7. Antioxidant Assays

The *aadun* was analyzed for their hydroxyl (OH) and DPPH radical scavenging, chelation of metal ions, and ferric-reducing antioxidant power (FRAP) activities according to their respective methods as modified and previously described [30].

2.8. In Vivo Glycemic Index and Blood Glucose Concentration

The glycemic index of *aadun* and the blood glucose concentrations in rats fed with the *aadun* samples were investigated using the previously described method [31]. About thirty (30) Wistar Albino rats, having body weights of 140 to 150 g, were purchased and grouped into 5 groups with 5 rats in each group. They were caged individually in a location where the environmental conditions were controlled and were provided food and water ad libitum. The rats were subjected to acclimatization of the new living location for 7 days. After this period, the animals were weighed and underwent overnight fasting (12 h). Their blood glucose was taken at '0' time from the tail vein before giving them 2.0 g of *aadun* samples and glucose (control) for consumption (for like 25 min). Afterward, their serum glucose levels were measured according

to the manufacturer's regulations (Automatic glucose analyzer, Accu-chek Active Diabetes monitoring kit; Roche Diagnostic, Indianapolis, IN, USA) at 0 to 120 min with 15-min intervals. The glycemetic response was calculated as the Incremental Area under the Blood Glucose Curve (IAUC), which is geometrically obtained from the graph of concentration vs. time.

2.9. Microbial Analysis

Microbial loads of the *aadun* samples were investigated as previously described [32]. Briefly, 10 g of the food sample was mixed aseptically using a sterile spatula into a sterile blender jar. Then, 90 mL of 0.1% buffered peptone water (BPW) was added to the sample and then blended at a speed of 15,000–20,000 rpm for 90 s. The homogenate was mixed by gentle shaking and 1.0 mL was pipetted and dispensed into a tube containing 9 mL of the 0.1% buffered peptone water. It was then mixed carefully by aspirating 10 times with a fresh pipette and 1.0 mL from the first dilution was transferred with the same pipette to the second dilution tube containing 9 mL 0.1% BPW. It was mixed by shaking 25 times in a 30 cm arc to obtain (10^{-2}) dilution. This procedure was repeated with 8 tubes to make 8 serial dilutions. After this, 1 mL of the homogenate was pipetted from each dilution into each of the appropriately marked duplicate Petri dishes. Then, 15 mL of the nutrient and potato dextrose agar was poured into each plate and kept at 45 ± 1 °C in a water bath. The sample dilution and agar media were thoroughly and uniformly mixed by alternate rotation and back-and-forth motion of plates on flat-level surfaces while the mixture was left to solidify. The solidified plates were then inverted and promptly incubated for 48 ± 2 h at 35 °C.

2.10. Physical Properties Determination

The aadun was manually but carefully molded into a rectangular shape and then investigated for their weight, diameter, thickness (width), and spread factor (diameter/thickness) using the previously described methods [33].

2.11. Evaluation of Sensory Attributes

The aadun was given some codes and presented to 50 semi-trained panelists for evaluation of their texture, appearance, aroma, taste, mouth feel, etc. using a Hedonic scale of 1 to 9, where 1 = dislike extremely and 9 = like extremely as described [33].

2.12. Statistical Analysis

All determinations were carried out in triplicates. Data were subjected to analysis of variance (ANOVA) using SPSS (version 21, Chicago, United States of America), while means were separated using the Duncan Multiple Range Test (DMRT) at a 5% level of significance ($p < 0.05$).

3. RESULTS AND DISCUSSION

3.1. Proximate Composition of Aadun Samples

The proximate compositions of *aadun* produced from roasted maize, African yam bean, and peanut composite flour blends are shown in Table 2. The range of moisture contents is given as 4.28–4.89%, which is lower than the 5.53–10.52% reported for *aadun* from the maize-groundnut mixture [34] but similar to the 4.79–9.63% reported for *aadun* from the maize-defatted African oil bean seed mixture [7].

Table 2. Proximate composition of Aadun (g/100 g).

Sample/ Parameters	Moisture	Fat	Fiber	Ash	Protein	Carbohydrate	Titration Acidity (%)
WKB 1	4.28 ± 0.36 ^c	22.90 ± 0.06 ^{ab}	2.68 ± 0.30 ^b	1.00 ± 0.04 ^c	11.90 ± 0.12 ^c	57.26 ± 0.11 ^{ab}	1.32 ± 0.01 ^b
WKB 2	4.74 ± 0.06 ^b	20.64 ± 0.07 ^c	3.20 ± 0.06 ^a	3.59 ± 0.14 ^a	12.51 ± 0.05 ^b	55.33 ± 0.09 ^c	1.34 ± 0.01 ^b

WKB 3	4.89 ± 0.05 ^a	20.59 ± 0.01 ^c	3.30 ± 0.00 ^a	2.12 ± 0.05 ^b	13.21 ± 0.05 ^a	55.89 ± 0.08 ^c	1.29 ± 0.08 ^b
WKB 4	4.19 ± 0.11 ^{cd}	20.74 ± 0.03 ^c	3.00 ± 0.05 ^{ab}	2.91 ± 0.01 ^b	13.91 ± 0.01 ^a	55.09 ± 0.14 ^c	1.11 ± 0.01 ^c
Commercial sample	4.33 ± 0.11 ^c	24.72 ± 0.03 ^a	2.96 ± 0.05 ^b	3.61 ± 0.01 ^a	13.91 ± 0.01 ^a	58.69 ± 0.14 ^a	1.46 ± 0.03 ^a

Means (n = 3) with different letters in the column being significantly different ($p < 0.05$).

Key:WKB 1 = 100%Maize; WKB 2 = 70%Maize + 20%AYB + 10%Peanut; WKB 3 = 60%Maize + 30%AYB + 10%Peanut; WKB 4 = 50%Maize + 40%AYB + 10%Peanut.

The ash content of the *aadun* was between 1.00 and 3.59% with the highest and least values significantly ($p < 0.05$) obtained for samples WKB 2 (70:20:10%; maize:AYB:peanut) and WKB 1 (100% maize). It is interesting to note that the current results fall within the ranges of the 2.73–4.62% reported [34] for *aadun* made from maize and groundnut. The fat content ranged from 20.59 to 22.90%, with sample WKB 3 (60:30:10%; maize:AYB:peanut) and WKB 1 having the least and highest contents, respectively. Although the present values obtained in the current study were similar to the 10.34–23.50% reported for *aadun* from maize and groundnut [34], another study [35] reported a fat content of 34.7–40.6% for *aadun* from a maize-groundnut-crayfish flour blend. The higher content in the latter study could be a result of the composition of the animal source (crayfish) when compared to the current study.

The fiber content of the *aadun* ranged from 2.68 to 3.30%, with sample WKB 3 having the highest fiber content. A previous study has revealed that AYB is a good source of fiber, such as hemicellulose, cellulose, and lignin [36]. The *aadun* samples had significant ($p < 0.05$) protein content of 11.90–13.91%, whereas samples WKB 1 and WKB 4 (50:40:10%; maize:AYB:peanut) had the least and highest contents, respectively. The result compared to the 10.09–14.98% obtained for *aadun* from maize and groundnut [34] but lower than 10.0–22.7% reported for *aadun* from the maize-groundnut-crayfish blend [35], respectively. The composite

aadun had significantly ($p < 0.05$) higher protein than the control aadun (100% maize), which could be due to the important presence of AYB, which has high nutritional quality.

3.2. Amino Acid Profiles of Aadun Samples

The amino acid profile of aadun produced from roasted maize, African yam bean, and a peanut flour blend with a control sample is presented in Table 3a. The snacks have higher leucine (6.19–7.87 g/100 g), lysine (1.26–3.39 g/100 g), methionine (2.26–2.99 g/100 g), histidine (2.67–2.98 g/100 g), and glycine (2.57–3.61 g/100 g) than the control sample (6.15, 1.05, 2.01, 2.10 and 2.24 g/100 g, respectively). Notably, glutamic acid, the most concentrated amino acid (16.46–19.67 g/100g) in aadun, is very useful for maintaining the acid/alkaline balance in the body after conversion to glucose or sugar [24]. Sample WKB 1 and the commercial sample both contained the same amount of tryptophan (0.98 g/100 g) and this might be due to the flours being produced from 100% maize formulations only.

Table 3. (a) Amino acid profiles of Aadun samples (g/100 g). (b) Estimated and predicted nutritional quality of aadun samples.

(a)

Samples/ Amino Acids	WKB 1	WKB 2	WKB 3	WKB 4	Commercial Sample	Average \pm Std	#LSD ($p < 0.05$)
Leucine	6.19	7.59	6.83	7.87	6.15	6.93 0.86	0.37
Lysine	1.26	2.98	3.39	3.17	1.05	2.37 0.18	1.00
Isoleucine	3.03	3.89	3.75	3.11	3.01	3.36 0.39	0.33
Phenylalanine	1.71	2.57	3.04	3.48	1.11	2.38 0.23	1.00
Valine	3.38	3.87	4.24	3.91	3.25	3.73 0.14	1.00
Methionine	2.26	2.71	2.93	2.99	2.01	2.58 0.10	0.15

Tryptophan	0.98	1.34	1.31	1.11	0.98	1.14	0.12	1.00
Threonine	3.21	3.30	3.79	3.99	3.23	3.50	0.34	1.00
Tyrosine	2.11	2.74	3.12	3.35	2.09	2.68	0.44	1.00
Cystine	1.70	2.38	2.98	2.96	1.74	2.35	0.32	1.00
Histidine	2.67	2.98	2.92	2.97	2.10	2.73	0.09	0.09
Alanine	3.62	3.21	3.22	3.47	3.22	3.35	0.55	1.00
Proline	5.69	5.97	7.49	8.38	5.41	6.59	0.41	1.00
Glutamic acid	16.46	18.03	19.24	19.67	16.28	17.94	1.78	1.00
Serine	4.94	3.41	3.98	3.69	4.32	4.09	0.54	1.00
Aspartic acid	4.77	5.30	6.81	6.45	4.19	5.50	0.22	1.00
Glycine	2.57	3.61	3.22	3.28	2.24	2.98	0.51	1.00
Arginine	4.43	3.87	3.95	3.85	4.17	4.05	0.54	1.00
TEAA	29.12	35.10	36.15	36.45	27.06	32.78	1.86	1.00
TNEAA	41.86	44.65	50.06	51.32	40.49	50.06	1.98	1.00
TAA	70.98	79.75	86.21	87.77	66.55	78.24	3.39	1.00

(b)

Aadun Samples					
Parameters	WKB 1	WKB 2	WKB 3	WKB 4	Commercial Sample
HAA	30.67	36.27	38.91	40.62	28.97
AAA	4.80	6.65	7.47	7.94	4.18
Arg/Lysine	3.52	1.30	1.17	1.22	3.97
BCAA	12.60	15.35	14.82	14.89	12.41

NCAA	21.23	23.33	26.05	26.12	20.47
PER(g/100g)	3.32	3.77	4.84	4.91	3.11
EAAI	0.63	0.85	0.89	0.89	0.61
EAAI (%)	63.00	85.12	89.42	89.83	61.39
BV (%)	72.47	83.22	86.28	87.57	71.96
Fischer Ratio	2.63	2.31	1.98	1.87	2.97

TEAA—Total essential amino acids, **TNEAA**—Total non-essential amino acid, **TAA**—Total amino acid., **#LSD** = Least significant difference. **HAA**—Hydrophobic amino acid, **AAA**—Aromatic amino acid **BCAA**—Branched-chain amino acid, **NCAA**—Negatively charged amino acid **PER**—Protein efficiency ratio, **EAAI**—Essential amino acid index, **BV**—Biological value. **Key: WKB 1** = 100% Maize; **WKB 2** = 70% maize + 20% AYB + 10% peanut; **WKB 3** = 60% maize + 30% AYB + 10% peanut; **WKB 4** = 50% maize + 40% AYB + 10% peanut.

The estimated and predicted nutritional quality of the formulated aadun and control sample is presented in Table 3b. The high *Arg* level is significant because of its cardiovascular health benefits by improving the hypocholesterolemic status of any arginine-containing food product. Therefore, the present result showed that the aadun with the *Arg/Lys* ratio of 1.17–3.97 g/100 g may enhance the cardiovascular health of individuals. It was also observed that sample WKB 1 and the commercial sample had the highest value (3.52; 3.97 g/100 g, respectively) when compared to the formulated samples. The improved antioxidant and anti-hyperglycemia of the aadun might be due to its improved HAA, AAA, and BCAAs (Table 3b).

The predicted protein efficiency ratio (PER) of the samples ranged from 3.32 to 4.91 g/100g, with higher values in WKB 4 (50:40:10%; maize:AYB:peanut) and WKB 3 (60:30:10%; maize:AYB:peanut) when compared with the control sample (3.11 g/100g). In addition, the

essential amino acid index (EAAI) and biological values (BV) of the aadun ranged from 63.00–89.83 and 72.47–87.57% when compared to the control sample (61.39 and 71.96%), respectively. A food with nutritional qualities of >2.7 PER, >70% BV, and >0.70 EAAI has been reported to possess good nutritional status [24]. Hence, the nutritional status obtained in the current study showed that the formulated aadun contained an appreciable amount of protein, which is adequate to give the daily amounts required by the consumers.

3.3. In Vitro Antioxidant Properties of Aadun Samples

The present OH radical scavenging values significantly ($p < 0.05$) ranged from 18.30 to 69.9% (Figure 1), with sample WKB 3 (60:30:10%; maize:AYB:peanut) and WKB 1 (100% maize) having the highest and least values, respectively. The higher value exhibited by sample WKB 3 could be an indication of the contribution from its higher protein (Table 2) and hydrophobic amino acids (Table 3b); hence, WKB 3 could serve as a potential antioxidant agent by inhibiting the interaction of hydroxyl radicals with DNA. The scavenging potential of the *aadun* sample to quench hydroxyl radicals is directly related to its prevention of lipid peroxidation [37].

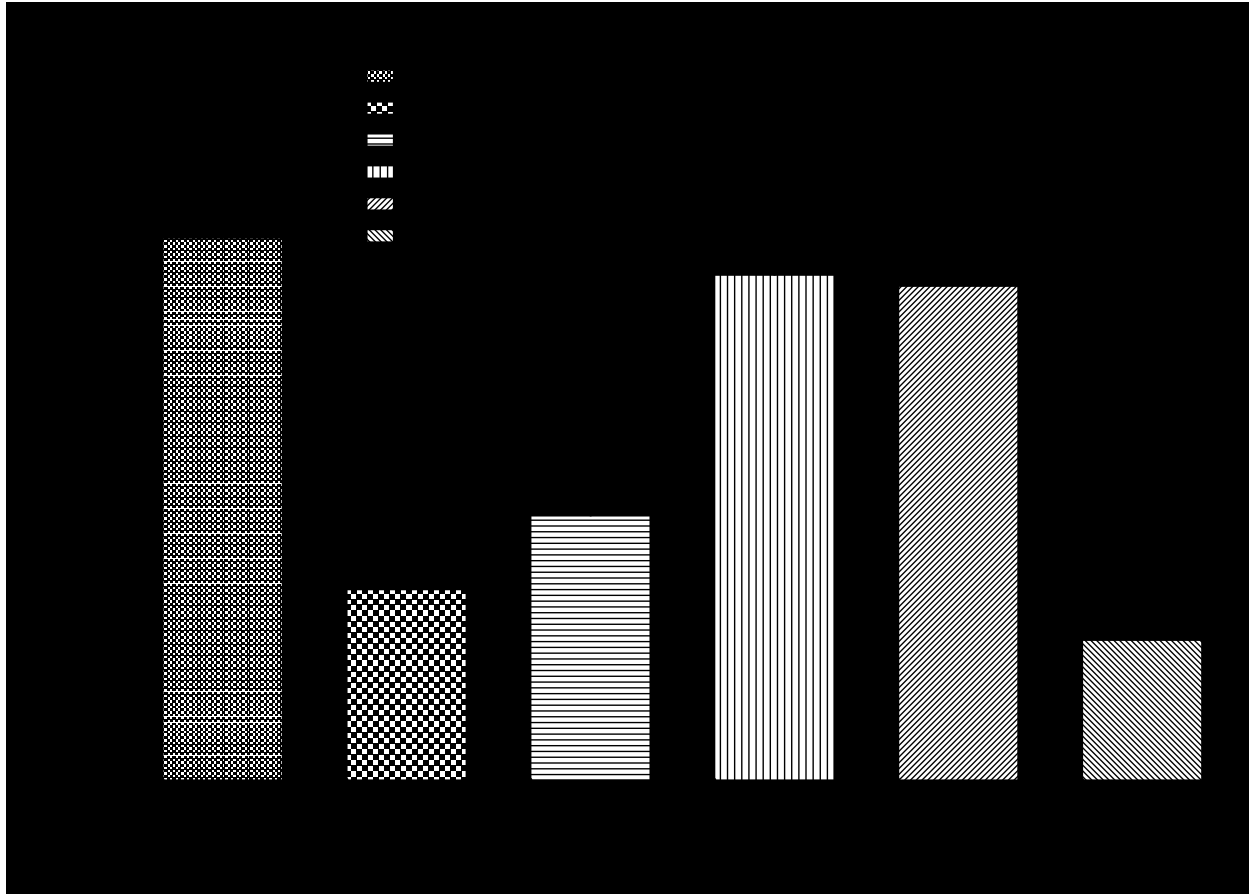


Figure 1. Hydroxyl (OH) scavenging potential of different *aadun* samples.

Bars (n = 3) with different letters are significantly different ($p < 0.05$). Key: WKB 1 = 100% maize; WKB 2 = 70% maize + 20% AYB + 10% peanut; WKB 3 = 60% maize + 30% AYB + 10% peanut; WKB 4 = 50% maize + 40% AYB + 10% peanut.

The DPPH values of the *aadun* samples are presented in Figure 2, with WKB 3 having the significant ($p < 0.05$) highest value. This revealed that the level of substitution of maize with AYB during *aadun* production has a great influence on the DPPH radical scavenging abilities of the produced *aadun* products. This is because the awareness of AYB as an important and non-expensive means of getting antioxidants has been known and exploited during the management of several chronic diseases, like cancer, CVD, etc. [38]. Another interesting observation of the

present result is that an increase in the DPPH capacities is observed as the level of substitution with AYB increases.

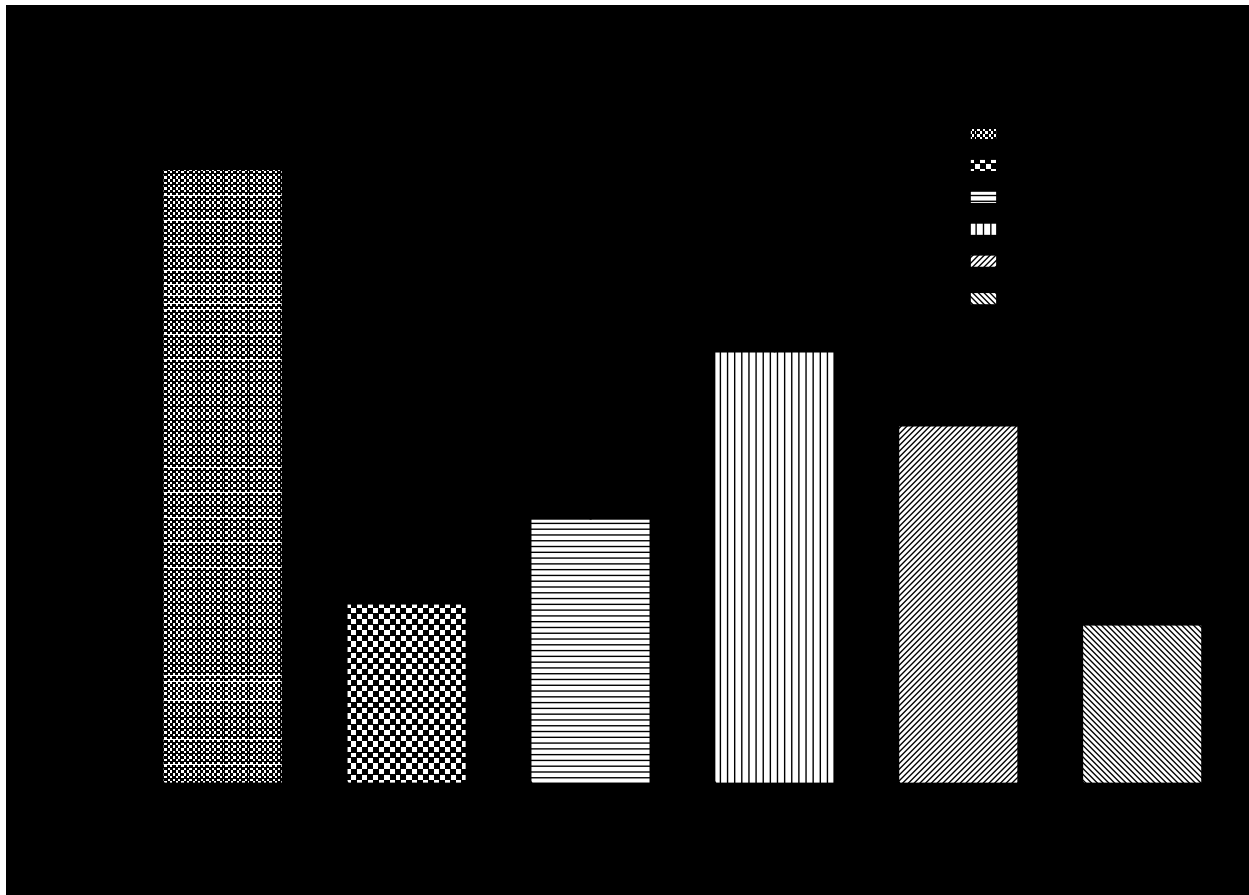


Figure 2. DPPH scavenging potential of different *aadun* samples.

Bars (n = 3) with different letters are significantly different ($p < 0.05$). Key: WKB 1 = 100% maize; WKB 2 = 70% maize + 20% AYB + 10% peanut; WKB 3 = 60% maize + 30% AYB + 10% peanut; WKB 4 = 50% maize + 40% AYB + 10% peanut.

The iron chelating values of the *aadun* samples ranged from 16.4 to 77.9%, as shown in Figure 3. As previously observed, the highest value reported for WKB 3 might be due to its high level of AYB and/or its higher hydrophobic and aromatic amino acids (Table 3b). In addition, the study has shown that the chelating agents act as secondary antioxidants when they stabilize

transition metals in living systems, and this phenomenon has been found to be important in retarding radical degradation by inhibiting radical generation [39].

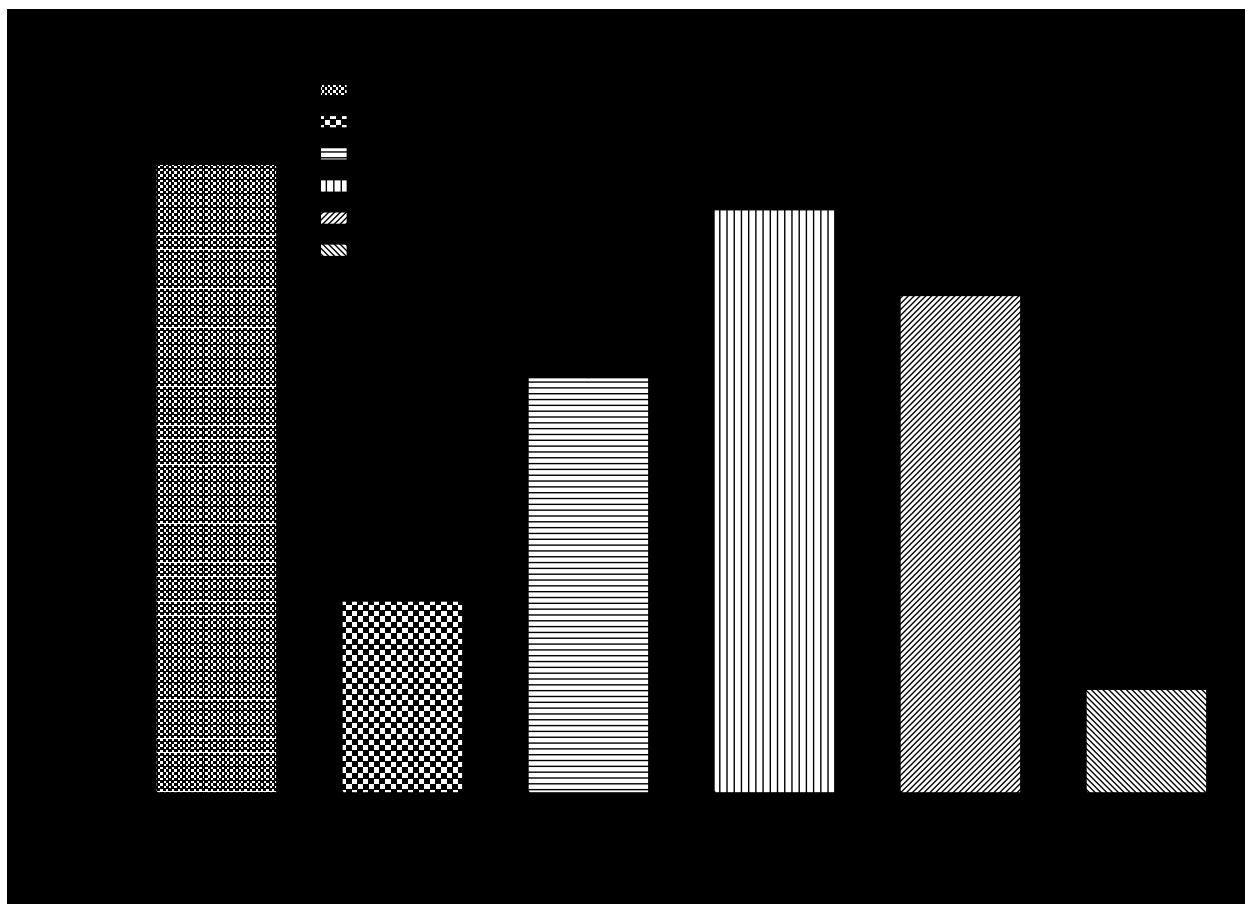


Figure 3. Metal (Fe^{2+}) chelation properties of different *aadun* samples.

Bars ($n = 3$) with different letters are significantly different ($p < 0.05$). Key: WKB 1 = 100% maize; WKB 2 = 70% maize + 20% AYB + 10% peanut; WKB 3 = 60% maize + 30% AYB + 10% peanut; WKB 4 = 50% maize + 40% AYB + 10% peanut.

The FRAP activities of the *aadun* samples are presented in Figure 4. The result revealed that as the level of substitution of maize with AYB increased, there was an increase in FRAP values. For instance, sample WKB 3 had the highest content, at 0.56 mg/g, when compared to sample WKB 1 (100% maize aadun), which had 0.24 mmol Fe^{2+} /mg. The incorporation of AYB

and peanut could have contributed to the improvement of the reducing power of the *aadun* samples, through the efficient mechanism of hydrogen atom transfer for the ferric ion [40]. In addition, all the composite *aadun* samples still had significantly higher ($p < 0.05$) reducing powers than the control sample (Figure 4). The higher values obtained reflect that the sample WKB 3, among the formulated samples, had the potential of reductant formation during the free radical reactions and the potential to stabilize or terminate the reaction chains [41].

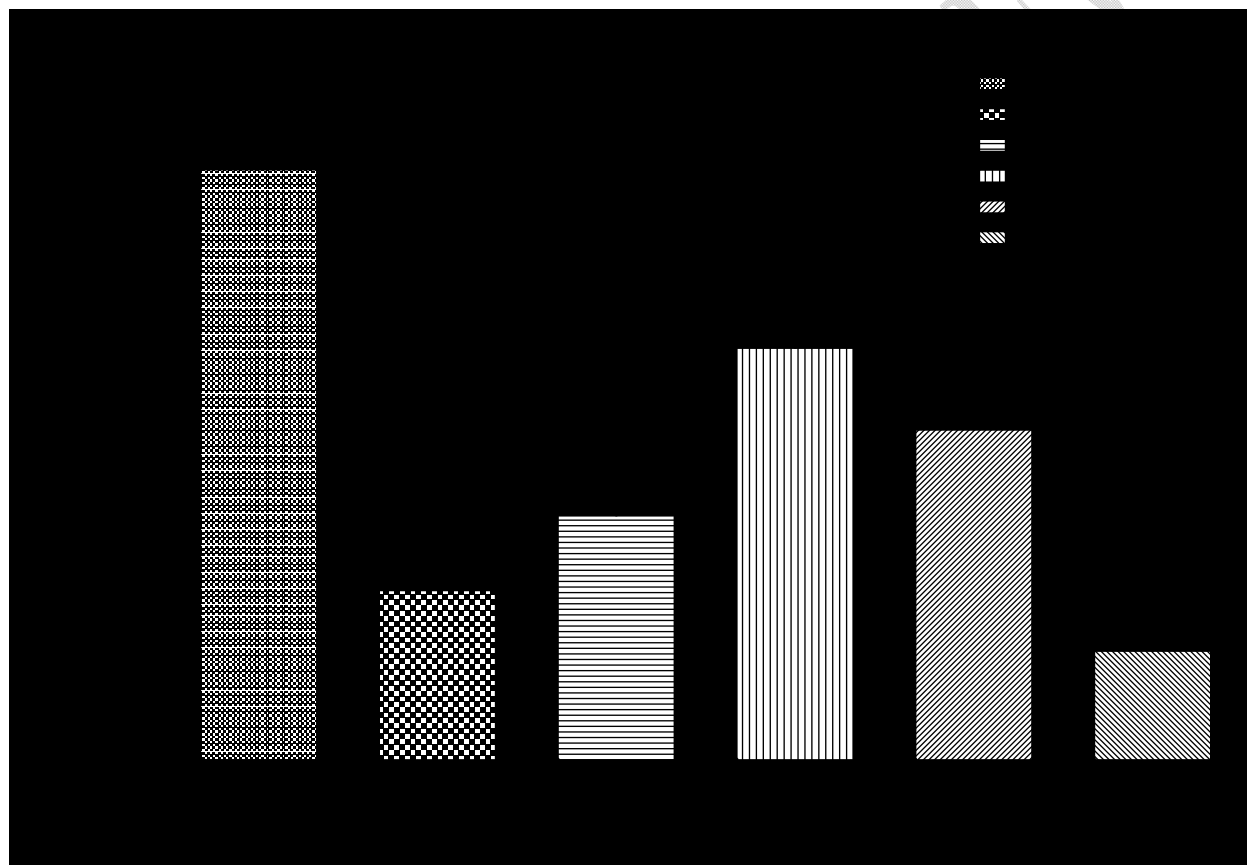


Figure 4. Ferric ion reducing properties of different *aadun* samples.

Bars ($n = 3$) with different letters are significantly different ($p < 0.05$). Key: WKB 1 = 100% maize; WKB 2 = 70% maize + 20% AYB + 10% peanut; WKB 3 = 60% maize + 30% AYB + 10% peanut; WKB 4 = 50% maize + 40% AYB + 10% peanut.

3.4. In Vivo Glycemic Index (GI) and Blood Glucose Concentration of Rats Fed with Aadun Samples

The blood glucose concentration of Wistar rats fed with *aadun* samples is presented in Figure 5. At time zero (0 min), the rats fed with sample WKB 1 (100% maize) and WKB 3 (60:30:10%; maize:AYB:peanut) showed the highest and least concentrations, respectively. After 15 mins, sample WKB 3 showed stable concentration all through the 2 h period. This might be due to the high level of its chemical compositions and amino acid profile. Meanwhile, sample WKB 2 (70:20:10%; maize:AYB:peanut) had a peak load at 15 min but the peak continually diminished for 120 mins. However, after 60 mins, all the rats fed with the *aadun* samples experienced a drop in blood glucose concentrations when compared to the rats fed with glucose, which showed that the sugars in these *aadun* products were not undergoing rapid or spontaneous digestion over a period of time.

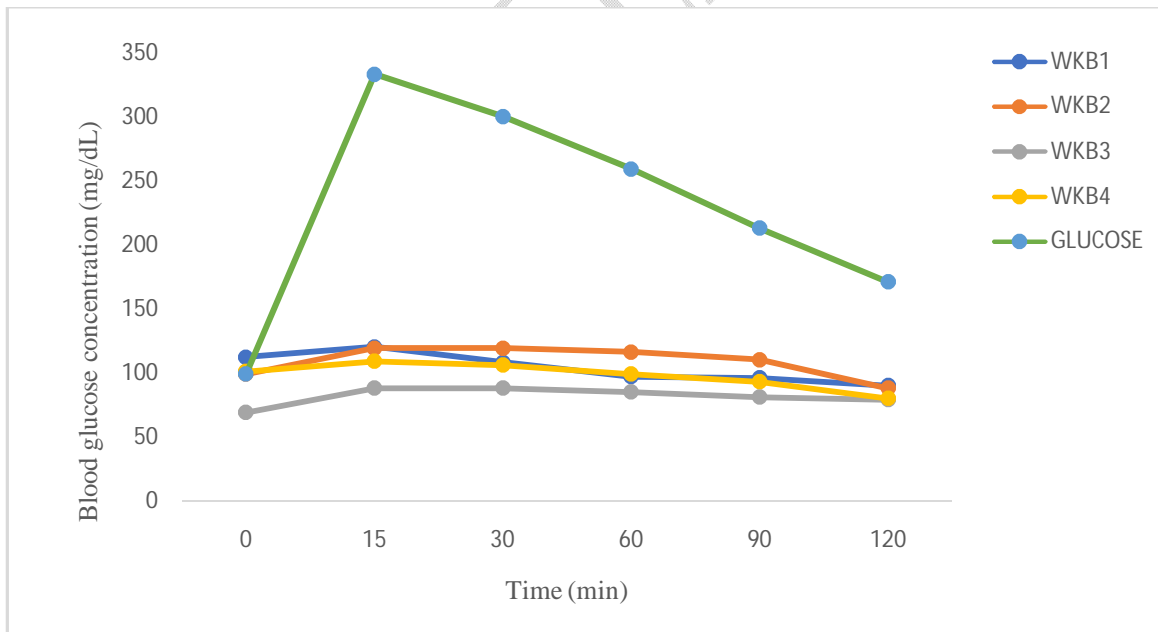


Figure 5. Blood glucose concentration of rats fed with different *aadun* samples.

Key: WKB 1 = 100% maize; WKB 2 = 70% maize + 20% AYB + 10% peanut; WKB 3 = 60% maize + 30% AYB + 10% peanut; WKB 4 = 50% maize + 40% AYB + 10% peanut.

The results presented in Figure 6 show that all the *aadun* samples have low GI (34.17–45.55%) when compared to the <55% regarded as standard values for low GI foods [42]. This undoubtedly shows that the present *aadun* samples could serve as potential food for Type-2 diabetic patients. The GI value of certain foods depends on the amount and composition of carbohydrates, fat, and protein contents of the food as well as its acidity, particle size, and cooking methods [42]. Another study also observed a change in glucose concentrations to a greater degree in capillary blood samples than in venous blood samples after food consumption. Therefore, venous blood may be a more relevant indicator of the physiological consequences of low GI foods [43].

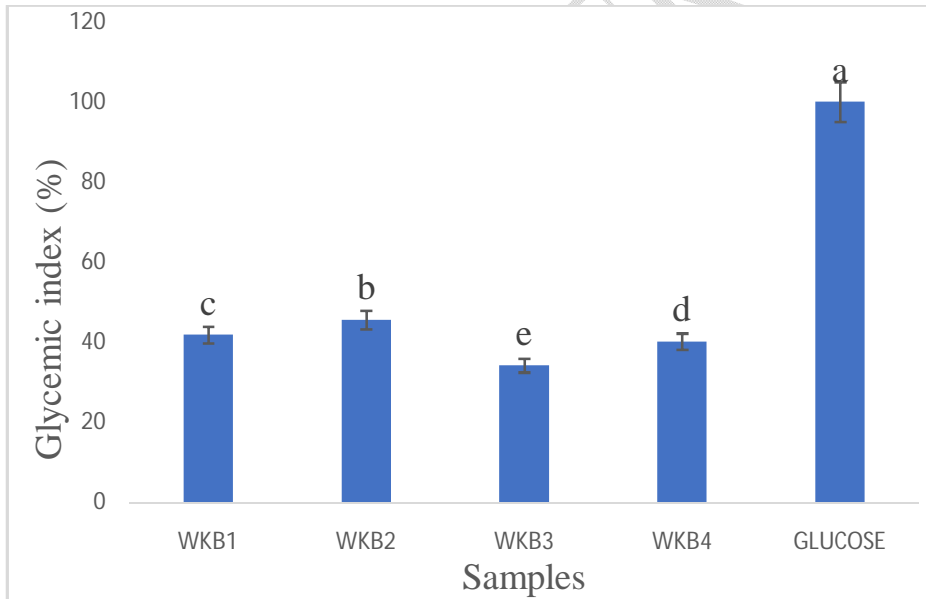


Figure 6. In vivo glycemic index for different *aadun* samples.

Bars (n = 3) with different letters are significantly different ($p < 0.05$). Key: WKB 1 = 100% maize; WKB 2 = 70% maize + 20% AYB + 10% peanut; WKB 3 = 60% maize + 30% AYB + 10% peanut; WKB 4 = 50% maize + 40% AYB + 10% peanut.

3.5. Microbial Loads of Aadun Samples

The microbial loads of *aadun* produced from composite flours of roasted maize, African yam bean, and peanut are shown in Table 4. The composite *aadun* samples generally had low yeast and mold counts of $1.00\text{--}1.50 \times 10^{-8}$ cfu; whereas, no yeast or mold growth was observed in WKB 1 (100% maize). This could be due to the concise or thorough roasting process of the starter crops (maize, AYB, and peanut) as well as the viable hygienic conditions during the handling of all production steps. Interestingly, there was no observable growth of the common pathogenic microorganisms like *E. coli*, *Salmonella*, general coliforms, and *S. aureus*, which could have been a result of using water and other liquid mediums that were devoid of any fecal contaminations [32]. In contrast, a low count of *S. aureus* (1.30×10^{-8} cfu) was observed in the commercial sample, which could have been due to improper unhygienic production and handling of the commercial products.

Table 4. Microbial loads of Aadun samples (Cfu/g).

Samples/Microbes	WKB 1	WKB 2	WKB 3	WKB 4	Commercial Sample
Yeast	NG	1.00×10^{-8}	1.10×10^{-8}	1.20×10^{-8}	1.80×10^{-8}
Mold	NG	1.20×10^{-8}	1.30×10^{-8}	1.50×10^{-8}	2.00×10^{-8}
<i>E. coli</i>	NG	NG	NG	NG	NG
<i>Salmonella</i>	NG	NG	NG	NG	NG
Coliform	NG	NG	NG	NG	1.10×10^{-8}
<i>S. aureus</i>	NG	NG	NG	NG	1.30×10^{-8}

Key: WKB 1 = 100% maize; WKB 2 = 70% maize + 20% AYB + 10% peanut; WKB 3 = 60% maize + 30% AYB + 10% peanut; WKB 4 = 50% maize + 40% AYB + 10% peanut. NG = No growth.

3.6. Physical Properties of Aadun Samples

The physical parameters of *aadun* produced from the composite flour blends and control are shown in Table 5. The weight values ranged from 4.14 to 5.62 g, with significant highest and least values reported for WKB 4 (50:40:10%; maize:AYB:peanut) and WKB 1 (100% maize), respectively, but with no observable difference in WKB 2 (70:20:10%; maize:AYB:peanut) and WKB 4. The weight of a food product, which is a reflection of its bulkiness level could be attributed to the individual water-holding capacities of the raw materials involved, while its ease of packaging is a function of its low weight [44]. The thickness of the *aadun* ranged from 3.30–3.37 mm with the highest and lowest values reported for WKB 4 and WKB 1, respectively. This is lower than those for the control sample (3.53 mm). This showed that the substitution process did not have a negative effect on the produced *aadun*. The results of the thickness of the *aadun* reflected no significant difference in samples WKB 1 and WKB 3 (60:30:10%; maize:AYB:peanut), but the difference ($p < 0.05$) was observed in sample WKB 2 and ($p > 0.05$) in sample WKB 4. The present result is in agreement with past findings that reported no significant difference in the *aadun* produced from maize-groundnut paste [34]. Although the width of the *aadun* ranged from 32.09–32.64 mm, there was no observable difference in the samples, including the control samples. The spread ratio of the *aadun* ranged from 9.69 to 9.88 with no significant difference between the samples as well as the control samples.

Table 5. Physical properties of different *aadun* samples.

Samples/Parameters	WKB 1	WKB 2	WKB 3	WKB 4	Commercial Sample
Weight (g)	4.14 ± 0.07 ^b	5.62 ± 0.02 ^a	5.02 ± 0.02 ^a	5.62 ± 0.02 ^a	4.77 ± 0.74 ^b
Width (mm)	32.09 ± 0.17 ^a	32.39 ± 0.06 ^a	32.59 ± 0.46 ^a	32.64 ± 0.32 ^a	32.13 ± 0.91 ^a
Thickness (mm)	3.30 ± 0.08 ^{ab}	3.34 ± 0.28 ^a	3.30 ± 0.51 ^{ab}	3.37 ± 0.28 ^a	3.53 ± 0.47 ^a

Spread ratio	9.72 ± 0.04^b	9.70 ± 0.01^b	9.88 ± 0.01^a	9.69 ± 0.01^b	9.10 ± 0.01^c
---------------------	-------------------	-------------------	-------------------	-------------------	-------------------

Means (n = 3) with different letters in the row are significantly different ($p < 0.05$). **Key:**WKB 1 = 100% maize; WKB 2 = 70% maize + 20% AYB + 10% peanut; WKB 3 = 60% maize + 30% AYB + 10% peanut; WKB 4 = 50% maize + 40% AYB + 10% peanut.

3.7. Sensory Attributes of Aadun Samples

The organoleptic properties of *aadun* produced from maize, African yam bean (AYB), and peanut flour are presented in Table 6. Although, the panelists mostly preferred the commercial sample when compared to the experimental formulated samples, the formulated samples WKB 1, WKB 2, and WKB 3 showed no significant difference ($p > 0.05$) in their color, taste, texture, crispness, appearance, and aroma. This showed that the level of substitution did not have a significantly negative influence on the color, taste, texture, crispness, appearance, and aroma of the *aadun* samples. In contrast, there existed an observable significant difference ($p < 0.05$) in aroma, taste, and appearance of sample WKB 4 when compared to the other samples, which could be due to its high composition (40%) of AYB. Interestingly, all the *aadun* samples were overall accepted by the panelists.

Table 6. Sensory attributes of different *aadun* samples.

SAMPLES	COLOR	TASTE	TEXTURE	CRISPNESS	APPEARANCE	AROMA	OVERALL ACCEPT.
WKB 1	8.50 ^b	8.26 ^b	8.70 ^b	8.95 ^a	8.20 ^c	8.70 ^b	8.90 ^a
WKB 2	8.90 ^a	8.80 ^b	8.85 ^{ab}	8.90 ^a	8.65 ^b	8.70 ^b	8.70 ^b
WKB 3	8.55 ^b	8.30 ^b	8.60 ^b	8.00 ^b	8.30 ^{cd}	8.55 ^c	8.45 ^c
WKB 4	7.15 ^c	6.10 ^c	7.15 ^c	7.05 ^c	6.05 ^d	5.65 ^d	7.10 ^d
Commercial product	8.92 ^a	8.95 ^a	8.91 ^a	8.94 ^a	8.78 ^a	8.89 ^a	8.95 ^a

Means ($n = 50$) with different letters in the column are significantly different ($p < 0.05$).

Key:WKB 1 = 100% maize; WKB 2 = 70% maize + 20% AYB + 10% peanut; WKB 3 = 60% maize + 30% AYB + 10% peanut; WKB 4 = 50% maize + 40% AYB + 10% peanut.

4. CONCLUSIONS

The study was carried out to compare *aadun* made from flour blends containing maize, African yam bean (AYB), and peanut with those made from 100% maize flour. The blended *aadun* could serve as a nutritious food or snack and help to redress the problem of protein energy malnutrition due to the findings from the present study. *Aadun* from the composite flour blends of maize, African yam beans, and peanut had high protein (~14%), BV (~90%), and HAA (40%) when compared to those from 100% maize (11, 72, and 30%, respectively). The obvious observation could be due to the incorporation of AYB and peanuts into the composite flour. The study further showed that the level of substitution of maize flour with flour blends from locally grown underutilized crops has a great influence on the nutritional quality of the *aadun* being produced. The low GI (~46%) and increased antioxidant (~80%) of the composite *aadun* contributed to its enhanced blood glucose-reducing (anti-diabetic) properties. The resultant *aadun* samples were devoid of microbial loads (no or low growths) and also, overall, compared well to the consumer attributes of the commercial samples. The physical properties of the *aadun* revealed no significant changes in the appearance of the snacks from the maize or formulated flour blends. Sample WKB 3 (60:30:10%; maize:AYB:peanut) had better nutritional, amino acid profiles, and antioxidant and anti-diabetic properties when compared to other samples. Sample WKB 4 (50:40:10%; maize:AYB:peanut) was rated least acceptable by the consumers when compared with the other formulated samples, which might be a result of the high amount of AYB (40%) in the sample WKB 4.

INSTITUTIONAL REVIEW BOARD STATEMENT: The study protocol was approved and ethic clearance was given by the Ethical Committee for Laboratory Research of the School of Agriculture and Agricultural Technology, Federal University of Technology, Akure, Nigeria (FUTA/SAAT/2022/033).

DATA AVAILABILITY STATEMENT: Data are available upon request by contacting the authors.

ABBREVIATIONS

DPPH = 2, 2-diphenyl-1-picrylhydrazyl (DPPH); FRAP = Ferric reducing antioxidant power; GAE = Gallic acid equivalents; HCl = Hydrochloric acid; HPLC = High-performance liquid chromatography; TCA = Trichloroacetic acid.

REFERENCES

1. Hammer, M.J. Hyperglycemia and cancer: A state-of-the-science review. *Oncol. Nurs. Forum* 2019, 46, 459–472.
2. Yari, Z.; Behrouz, V.; Zand, H.; Pourvali, K. New insight into diabetes management: From glycemic index to dietary insulin index. *Curr. Diabetes Rev.* 2020, 16, 293–300.
3. Nathan, C. Points of control in inflammation. *Nature* 2002, 420, 846–852.
4. Zhang, J.; Chen, L.; Delzell, E.; Muntner, P.; Hillegass, W.B.; Safford, M.M.; Millan, I.Y.; Crowson, C.S.; Curtis, J.R. The association between inflammatory markers, serum lipids and the risk of cardiovascular events in patients with rheumatoid arthritis. *Ann. Rheum. Dis.* 2014, 73, 1301–1308.

5. Idowu, M.A.; Atolagbe, Y.M.; Henshaw, F.O.; Akpan, I.; Oduse, K. Quality assessment and safety of street vended aadun (a maize-based indigenous snack) from selected states in 1Nigeria. *Afr. J. Food Sci.* 2012, 6, 474–482.
6. Adeyanju, B.E.; Enujiugha, V.N.; Bolade, M.K. Effects of addition of Kidney Bean (*Phaseolus Vulgaris*) and Alligator Pepper (*Aframomum melegueta*) on some properties of aadun (a popular local maize snack). *J. Sustain. Technol.* 2016, 7, 45–58.
7. Akinola, S.A.; Enujiugha, V.N. Physicochemical and sensory qualities of aadun, a maize-based snack supplemented with defatted African oil bean seed flour. *Appl. Trop. Agric.* 2017, 22, 188–196.
8. Wang, B.; Lin, Z.; Li, X.; Zhao, Y.; Zhao, B.; Wu, G.; Xiaojing, M. Genome-wide selection and genetic improvement during modern maize breeding. *Nat. Gen.* 2020, 52, 565–571.
9. Zhan, T.; Han, Y.; Tang, C.; Zhao, O.; Sun, D.; Li, Y.; Jia, X. Metabolism and biological activity of α -tocopherol derived from vitamin E-enriched transgenic maize broilers. *J. Sci. Food Agric.* 2020, 100, 4319–4328.
10. Nuss, E.T.; Tanumihardjo, S.A. Maize: A Paramount Staple Crop in the Context of Global Nutrition. *Compr. Rev. Food Sci. Food Saf.* 2010, 9, 417–436.
<https://doi.org/10.1111/j.1541-4337.2010.00117.x>.
11. Fagbemi, T.N.; Ajibola, C.F.; Fashakin, J.B.; Aluko, R.E. Effect of peptide size on antioxidant properties of African Yam Bean seed (*Sphenostylis stenocarpa*) protein hydrolysate fractions. *Inter. J. Mol. Sci.* 2011, 12, 6685–6702.

12. Oludumila, O.R.; Enujiugha, V.N. Physicochemical and Rheological Properties of Complementary Diet from Blend of Maize, African Yam Bean and Pigeon Pea Flour. *Sci. J. Food Sc. Nutr.* 2017, 3, 005–011.
13. Suchoszek-Lukaniuk, K.; Jaromin, A.; Korvcinska, M.; Arkadiusz, R. Health benefits of peanut (*Arachis hypogaea* L.) seeds and peanut oil consumption. *Nuts Seeds Health Dis. Prev.* 2011, 873–880.
14. Campos-Mondragón, M.G.; Barca, A.M.; De La, C.; Durán-Prado, A.; Campos-Reyes, L.C.; Oliart-Ros, R.M.; Ortega-García, J.; Medina-Juárez, L.A.; Angulo, O. Nutritional composition of new peanut (*Arachis hypogaea* L.) cultivars. *Grasas Y Aceites* 2009, 60, 161–167. <https://doi.org/10.3989/gya.075008Ca>.
15. Shittu, T.A.; Raji, A.O.; Sanni, L.O. Bread from composite cassava-wheat flour: Effect of baking time and temperature on some physical properties of bread loaf. *Food Res. Int.* 2007, 40, 280–290.
16. Noorfarahzilah, M.; Lee, J.S.; Sharifudin, M.S.; Fadzelly, M.A.; Hasmadi, M. Applications of composite flour in development of food products. *Int. Food Res. J.* 2014, 21, 2061–2074.
17. Hugo, L.H.; Rooney, L.W.; Taylor, J.R.N. Malted sorghum as a functional ingredient in composite bread. *Cereal Chem.* 2000, 77, 428–432.
18. Hasmadi, M.; Siti Faridah, A.; Salwa, I.; Patricia, M.; Mansoor, A.H.; Ainnur Syafiq, R. The effect of seaweed composite flour on the textural properties of dough and bread. *J. Appl. Phycol.* 2014, 26, 1057–1062. <https://doi.org/10.1007/s10811-013-0082-8>.

19. Malomo, S.A.; Eleyinmi, A.F.; Fashakin, J.B. Chemical composition, rheological properties and bread making potential of composite flours from breadfruit, breadnut and wheat. *Afr. J. Food Sci.* 2011, 5, 400–410.
20. Kaushal, P.; Kumar, V.; Sharma, H.K. Comparative study of physicochemical, functional, antinutritional and pasting properties of taro (*Colocasia esculenta*), rice (*Oryza sativa*) flour, pigeon pea (*Cajanus cajan*) flour and their blends. *LWT-Food Sci. Technol.* 2012, 48, 59–68.
21. Arise, K.A.; Malomo, A.S.; Abdulrasaq, A.A.; Arise, R.O. Quality attributes and consumer acceptability of custard supplemented with Bambara groundnut protein isolates. *Appl. Food Res.* 2022, 2, 100056. <https://doi.org/10.1016/j.afres.2022.100056>.
22. Olugbuyi, A.O.; Oladipo, G.O.; Malomo, S.A.; Ijarotimi, S.O.; Fagbemi, T.N. Biochemical ameliorating potential of optimized dough meal from plantain (*Musa AAB*), soycake (*Glycine max*) and rice bran (*Oryza sativa*) flour blends in Streptozotocin-induced diabetic rats. *Appl. Food Res.* 2022, 2, 100097 <https://doi.org/10.1016/j.afres.2022.100097>.
23. Oluwajuyitan, T.D.; Ijarotimi, O.S.; Ogunmola, G.T. Nutritional, functional and sensory properties of gluten-free composite flour produced from plantain (*Musa AAB*), tigernut tuber (*Cyperus esculentus*) and defatted soybean cake (*Glycine max*). *Croat. J. Food Sci. Technol.* 2019, 11, 1131–1251.
24. Akinbode, B.A.; Malomo, S.A.; Asasile, I.I. In vitro antioxidant, anti-inflammatory and in vivo anti-hyperglycemia potentials of cookies made from sorghum, orange-flesh-sweet potato and mushroom protein isolate flour blends fed to Wistar rats. *Food Chem. Adv.* 2023, 2, 100263. <https://doi.org/10.1016/j.focha.2023.100263>.

25. Arise, A.K.; Malomo, S.A.; Acho, M.A.; Ajao-Azeez, N.D.; Arise, R.O. In vivo anti-diabetic activity, physicochemical and sensory properties of *Kunu* enriched with African walnut. *Food Chem. Adv.* 2023, 2, 100315. <https://doi.org/10.1016/j.focha.2023.100315>.
26. Onabanjo, O.O.; Ighere, D.A. Nutritional functional and sensory properties of biscuit produced from wheat-sweet potato composite. *J. Food Tech. Res.* 2014, 1(3), 111-121.
27. Sodipo, M.A.; Fashakin, J.B. Physico-chemical properties of a complementary diet prepared from germinated maize, cowpea and pigeon pea. *J. Food Agric. Environ.* 2011, 9, 23–25.
28. Sani, M.; Raji, A.O.; Raji, M.O. Evaluation of weaning food blends from modified millet and groundnut cake flour. *Technosci. J. Comm. Dev. Africa.* 2020, 1, 33–40.
29. Association of Official Analytical Chemist. *Official Methods of Analysis*, 18th ed.; Association of Official Analytical Chemists: Washington, DC, USA, 2012; pp. 170–184.
30. Malomo, S.A.; Nwachukwu, I.D.; Girgih, A.T.; Idowu, A.O.; Aluko, R.E.; Fagbemi, T.N. Antioxidant and renin-angiotensin system (RAS) inhibitory properties of cashew nut and fluted-pumpkin protein hydrolysates. *Polish J. Food Nutr. Sci.* 2020, 70, 275–289.
31. Oluwajuyitan, T.D.; Ijarotimi, O.S. Nutritional, antioxidant, glycaemic index and antihyperglycaemic properties of improved traditional plantain-based (*Musa AAB*) dough meal enriched with tiger nut (*Cyperus esculentus*) and defatted soybean (*Glycine max*) flour for diabetic patients. *Heliyon* 2019, 15, e01504. <https://doi.org/10.1016/j.heliyon.e01504>.
32. Amakoromo, E.R.; Innocent-Adiele, H.C.; Njoku, H.C. Microbiological quality of yogurt-like product from African yam bean. *Natl. Sci.* 2012, 10, 6–9.

33. Malomo, S.A.; Udeh, C.C. Quality and In Vitro Estimated Glycemic Index of Cookies from Unripe Plantain-Crayfish-Wheat Composite Flour. *Appl. Trop. Agric.* 2018, *23*, 82–89.
34. Orhevba, B.A.; Atteh, B.O. Effect of Different Packaging Materials on Some Properties of Enhanced Aadun (*Maize Meal Snack*). *Inter. J. Food Sci. Agric.* 2023, *7*, 132–142. Available online: <https://www.hillpublisher.com/journals/jsfa/> (accessed on 1 September 2023).
35. Adepoju, O.T.; Dawodu, O.A.; Bamigboye, A.Y. Nutritional, Sensory and Anti-Nutritional Properties of Aadun Enriched with Groundnut and Crayfish. *Adv. Nutr. Food Sci.* 2020, *ANAFS-190*, 1–10.
36. George, T.T.; Obilana, A.O.; Oyeyinka, S.A. The prospects of African yam bean: Past and future importance. *Heliyon* 2020, *6*, e05458.
37. Hazra, B.; Biswas, S.; Mandal, N. Antioxidant and free radical scavenging activity of *Spondias pinnata*. *BMC Compl. Alter. Med.* 2018, *63*, 245–314.
38. Gervasi, T.; Oliveri, F.; Gottuso, V.; Squadrito, M.; Bartolomeo, G.; Cicero, N.; Dugo, G. Nero d'Avola and Perricone cultivars: Determination of polyphenols, flavonoids and anthocyanins in grapes and wines. *Nat. Prod. Res.* 2016, *30*, 2329–2337.
39. Gordon, M.H. *The Mechanism of Antioxidant Action In Vitro*; Hudson, B.J.F., Ed.; Food Antioxidants, Elsevier Publishing Inc.: London, UK, 1990; pp. 1–15.
40. Krystijan, M.; Gumul, D.; Ziobro, R.; Korus, A. The fortification of biscuits with bee pollen and its effect on physicochemical and antioxidant properties in biscuits. *LWT Food Sci. Technol. Lebensm. Wiss. Technol.* 2015, *63*, 640–646.

41. Moktan, B.; Roy, A.; Sarkar, P.K. Antioxidant activities of cereal-legume mixed batters as influenced by process parameters during preparation of dhokla and idli, traditional steamed pancakes. *Inter. J. Food Sci. Nutr.* 2011, 62, 360–369.
42. Eleazu, C.O. The concept of low glycemic index and glycemic load foods as panacea for type 2 diabetes mellitus; prospects, challenges and solutions. *Afr. Health Sci.* 2016, 16, 468–479. <https://doi.org/10.4314/ahs.v16i2.15>.
43. Foster-Powell, K.; Holt, S.H.A.; Brand-Miller, J.C. International table of glycemic index and glycemic load values. *Am. J. Clin. Nutr.* 2012, 76, 5–56.
44. Bello, F.A.; Ntukidem, O.J.; Oladeji, B.S. Assessment of chemical compositions, physical and sensory properties of biscuits produced from yellow yam, unripe plantain and pumpkin seed flour blends. *Inter. J. Food Sci. Nutr. Eng.* 2018, 8, 119–126.

UNDER PEER REVIEW