

Green Silk Road and Belt Economic Initiative and local sustainable development: through the lens of China's clean energy investment in Central Asia

Abstract

This research examines how China's renewable energy investment contributes to the Central Asian countries' GHG emission reduction target to meet its global climate commitments and the United Nations 2030 Sustainable Development Goals (SDGs2030). The Introduction analyzes what problems have emerged in China's Green Silk Road and Belt Economic Initiative (SRBI), how the global climate change is viewed to affect energy transition in the Central Asian countries. After introduction this research will focus on what response in national energy structure are designed in the Central Asian countries to addressing the global climate change and reducing Green House Gas (GHG) emission. The main argument of this research will focus on how China's renewable energy investment in Central Asia contributes to solving essential problems for sustainable energy transition, fulfilling technical gaps and financial barriers for diversifying local energy system to the low-carbon sustainable energy system and global climate commitment. However, China hasn't transferred its financial and technological advantages into the international energy investment potential and geopolitical leverage, China also hasn't changed the market failure in renewables investment and technology transfer in Central Asia.

Key words: China, Green Silk Road, Renewable, Climate Change, Central Asia, Innovation, Green finance

Introduction:

China's SRBI Projects have been known to spawn pollution problems with low environmental standards, such as water pollution from Chinese mining in Ghana. Massive environmental pollutions in coal mining projects have caused local ecosystem devastation and high GHG emissions problems. China has shifted away its overcapacity of heavy industry like cement and construction industry, this carbon pollution-intensive industry has generated high GHG emissions to atmosphere. Third, a major energy project of China's SRBI is for developing fossil fuel infrastructure, such as gas and oil pipeline from Central Asian region to China, coal-fired power plants in Kazakhstan, Pakistan and Southeast Asia. According to the Institute for Energy Economics and Financial analysis report 2018, China has committed about \$36 billion in financing for 102 gigawatts of coal-fired capacity in 23 countries, this figure represents more than a quarter of all coal-fired capacity under development outside of China (IEEFA). A growing international criticism of China's projects and their damaging effect on the local environment and high GHG emissions to atmosphere has spread across the globe. To some extent, the SRBI had become synonymous with environmental degradation and high air pollution.

Formatted: Centered

Formatted: Font: (Default) Calibri, 11 pt, Font color: Auto

Therefore, it is significant to determine whether China's Green Silk Road Economic projects contribute to the local sustainable development and to the Paris climate Agreement.

Initially, China's SRBI was designed with both environmental concerns and the Paris Agreement climate commitments. The 2015 "Vision and Actions on jointly building Silk Road Economic Belt and 21st Century Maritime Silk Road" Action Plan states that "efforts should be made to promote green and low-carbon infrastructure construction and operation management, taking into full account the impact of climate change on the construction." (VAoSRE). Under the massive international criticism and skepticism in 2017 China published its documents "Guidance on Promoting Green Belt and Road," and the "Ecological and Environmental Cooperation Plan," Vision and Action of Energy Cooperation on jointly Building Silk Road Economic Belt and 21st Century Maritime Silk Road (VAoE). These documents emphasize that the SRBI investment projects will integrate regional energy markets and push forward the green and low-carbon energy development for implementing Paris Agreement commitments and the UN SDGs 2030. Green Belt and Road initiative called to carry out environmental impact assessments for the investment policy and strategy. Subsequently, In September 2017, China's seven industry associations and institutions, including the Green Finance Committee and the China Banking Association, jointly issued the "China Outbound Investment Environmental Risk Management Initiative"(GFC). This initiative aims to encourage and guide Chinese financial institutions and enterprises to strengthen environmental risk management in its outbound investment project, in compliance with the principles of responsible investment, and integrate ecological civilization and green development concepts into the "Belt and Road" economic initiative, enable the SRBI investment become "open, green, and clean".

China is a global leader in providing green technology and finance to solar, wind energy and hydropower, electric vehicles and batteries. According to Bloomberg Green data (Dan 2020) that China is home to the most solar panels and wind turbines in the world, and is also the leading manufacturer of both solar panels and wind turbine. Thus, some international experts emphasized that China pursues its geopolitical advantage by using green investment tool, trapping Silk Road countries in China's green loans, causing huge debt problems. (Bernard, 2020, Lucas, 2019, Younis, 2020)

Global climate change has posed serious threats to the Central Asian countries' environment, ecological system and socio-economic development. From other hand, Central Asian countries have significantly contributed to global warming by generating large volumes of GHG emissions. According to the United Nation's report (2005) Kazakhstan is the 30th largest emitter of carbon dioxide worldwide and Uzbekistan has the most carbon intensive economy globally. (ESS, 2018). All the five Central Asian countries have already established an environmental legal and regulatory framework for meeting their commitment under the United

Nations Framework Convention on Climate Change (UNFCCC) (Renat Perelet, 2008), their commitments focus to carry out a GHG emissions inventory periodically and mitigation studies.

Research questions: In light of this background the research question which arises is as the follows: How does this renewable energy investment of China's Green Silk Road Economic Initiative contribute to Central Asian countries' 2030 SDGs and their reducing GHG emissions blueprint to meet their commitment to Paris Agreement? What natural potential do these countries have for developing sustainable energy and why have they faced huge problems for sustainable energy transition? What essential problems remain for China and Central Asian countries to jointly develop renewable energy investment? What optimal solution can be found to solving these problems in China's Green Silk Road Economic Initiative? Based on empirical data and counterfactual analysis this research made conclusions with several policy suggestions.

Literature review: There is a big gap concerning integrating China's clean energy investment into the national sustainable energy transition target and national energy policy in the Central Asian countries in the international literature. There have only been a few attempts (Wilder, 2020, Nigora, 2020) to analyze the renewable energy solution for diversifying Central Asian energy system to meet their Paris climate agreement commitments and the UN 2030 SDGs. There is a big gap concerning positive and negative impacts of China's international renewable energy investment on the local sustainable energy transition and carbon dioxide emission reduction target in the published research articles. Some research have also created deep pessimism towards the role of China's Green Silk Road Economic Initiative in the sustainable energy transition in Central Asia. Central Asian expert Altynai and Kilner (2018) argued China's investment brought huge debt risk and corruption to local society. Yau (2020) pointed out that China's state capitalism has nudged Kazakhstan and Uzbekistan to green their domestic energy production. However, some optimistic opinions have also prevailed. Catesby (2019) strongly pointed out that solar power could stop China's Belt and Road initiative from unleashing huge carbon emissions. This research arises out of debate with some scholars over how Central Asian countries respond to global climate change and the UN 2030 GSDs targets, does China's Green Silk Road Economic Initiative stimulate local sustainable development and contribute to local commitment for the Paris climate Agreement.

Key research findings: This research argues that China's rapidly growing clean energy investment made great contribution to Central Asian sustainable energy transition and CO₂ emission reduction target to global climate commitment. Another important research finding is that most developing countries haven't established efficient carbon pricing mechanism and carbon offset market, its self-contradictory energy financial policies and increasing national spending for sustainable development transition will trigger huge fiscal deficit and debt sustainability problems, indirectly deteriorate market failure for renewables energy development and economic distortion, in equilibrium, this fiscal risk can be labelled endogenous risk rather than driven by the exogenous capital volatility and investment. Under this circumstance China need to set up comprehensive Green policy to

the Central Asian countries to get full support from local and international society, China also need to balance innovation, competition and local inclusive development in its international renewable energy investment, resulting in bridging big gap between Chinese massive international renewable energy investment and its impact on the local green investment ecosystem in the Central Asian countries.

Data Collection: The empirical data for this research was carried out between January 2018 and October, 2020. Author has also accessed to some dataset of China's National Development and Reform Commission, Central Asian countries' energy database, the United Nation report (2015), The International Renewable energy Agency dataset (2019), World bank and Asian Development Bank dataset regarding climate change and clean energy investment, world Bank's emission estimation metric report (2020).

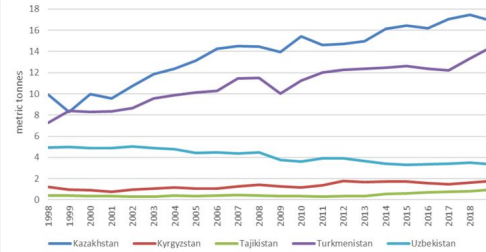
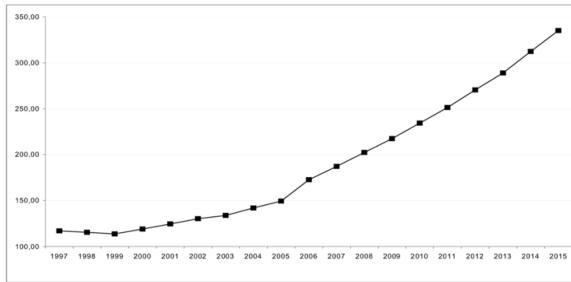
1. Sustainable Energy problems in Central Asia and renewable energy solution

Most developing countries and emerging market have suffered insufficient energy supply problem and fossil fuel-centered high GHG emission environmental risk. Moreover, the energy efficiency is rather low in all Central Asian countries, in particular, they retain the energy and carbon intensive economy model. Therefore, their energy supply and consumption need to shift to a sustainable energy model. Central Asian countries have the most complex and fragmented energy supply paradigm consisting of energy-rich and energy-poor counties, Kazakhstan, Uzbekistan and Turkmenistan heavily rely on fossil fuel, Tajikistan and Kyrgyzstan overwhelmingly rely on hydropower in summer and spring.

1.1 Fossilfuel-centered energy structure and low energy efficiency in Central Asia

This research analyzes sustainable energy system from two perspective: energy efficiency according to the GDP per unit energy consumption and national energy structure paradigm. As the Table-1 indicates, the fossil fuel energy dominated in Central Asian energy consumption and trigger high GHG emission environmental problem. There are three energy exporting countries in Central Asia including Kazakhstan, Turkmenistan and Uzbekistan. In Kazakhstan and Uzbekistan fossil fuel consumption exceeded more than 98% of total energy consumption between 1992-2014. Kyrgyzstan fossil fuel energy consumption shares over 70% during 1992-2014. Their energy intensity level is attributed to the meddle-high energy intensity model of the Middle East countries. The share of fossil fuel consumption largely exceeded the Paris Agreement required energy scenarios and the International renewable energy agency metrics(note-1). Their overwhelmingly dependence on fossil fuel energy triggers high GHG emission pollution and threatening global climate change. Kazakhstan average carbon emission exceeds the average carbon emission level of middle income countries (CO2 Dataset). Its energy sector generates about 80% of its total GHG emissions . Therefore, Central Asian countries need to diversify fuel-based energy system to the sustainable energy consumption and production.

CO₂ emission in Kazakhstan's energy sector, in mil t. (Graphic-I) CO₂ emission per capital in Central Asian countries (Graphic-II)



As the Graphic-I (Source) and Graphic-II (Task) shows that the growth in carbon dioxide emission faster several times than in 1990s Therefore, Kazakhstan, Turkmenistan and Uzbekistan have faced the challenge from their high GHG emission fuel-based energy system to fighting climate change problem. In 2020 all the Central Asian countries have started to fulfill their Paris Agreement commitments to reduce carbon emission in transportation, industry and energy consumption, increasing renewable energy share in their energy mix and investment portfolios(Task). In order to mitigate global climate change threat to their social-economic development, from other hand, to fulfill the UN SDGs 2030, transitioning the fuel-centered energy system and improving energy efficiency is main roadmap to reduce GHG emissions and mitigate climate change risk. Thus, improving energy efficiency and renewable energy share, declining GHG emission in general have already constituted to an important part of the climate change policies in Kazakhstan, Turkmenistan and Uzbekistan.

Energy: Economy Metrics (ADB-Database) (Table-1)

	Kazakhstan	Kyrgyz Republic	Tajikistan	Turkmenistan	Uzbekistan
Fossil Fuel Energy consumption, avg. 1992-2014, % of total	98.21	70.02	41.36	N/A	98.52
Energy use, KG of Oil equiv. per capital, avg. 1992-2014	3,585.68	590.79	369.26	3,753.86	1,881.34
Energy intensity level of primary energy, MJ/\$2011 PPP GDP, avg. 1992-2015	10.54	10.49	9.57	22.58	26.56
GDP per unit of energy use, PPP \$ per kg of oil equiv., avg. 1992-2014	3.56	3.67	4.40	1.67	1.54
Adjusted savings: energy depletion, avg. 1993-2016, % of GNI	8.96	0.15	0.04	22.76	10.64
Energy imports, net, avg. 1992-2014, % of energy use GNI=Gross National Income	-93.56	52.13	37.75	-189.05	-13.49
Non-Fossil Fuels					
Alternative energy, avg. 1992-2014, % of total energy use	0.94	20.53	49.13	0.00	1.19
Renewable energy consumption, avg. 1992-2015, % of TFEC	1.71	26.74	57.10	0.06	1.84

Formatted: Centered
Formatted: Font: (Default) Calibri, 11 pt, Font color: Auto

In Central Asia the aging infrastructures were constructed in the Soviet Union, this not only limits energy supply and export capacity, but also have increasingly become inefficient and unreliable energy transfer facilities. The energy supply security is a serious problem due to poor unreliable energy infrastructure. Therefore, the potential energy and power supply capacity mismatch its demand in Central Asia. Moreover, the low energy efficiency and energy intensive economic model enables the energy consumption very high.(Sust, 2018)

Table-1 shows that all countries in Central Asia have low energy efficiency and high energy intensive economic model. This enables adjusted saving rates in Kazakhstan, Turkmenistan and Uzbekistan have been moderate with high environmental and resources depletion and low investment rate, adjusted saving rates in Kyrgyz and Tajikistan have been low and leads to low investment rate. This has constructed a wide gap between available financial resources and the required finance for sustainable energy transition to achieving the UN SDGs2030.Kazakhstan, Uzbekistan and Turkmenistan have high fossil fuel energy depletion vs low adjusted savings in share of gross national income, this suggests that these countries have high natural capital degradation and huge stranded fossil fuel capital for the de-carbonization green transition, this decreases fiscal revenue, triggering public financial volatility and fiscal risk. Thus, improving energy infrastructure, energy efficiency and diversifying fuel-centered energy supply is crucial to manage domestic energy and environmental problem in Central Asian countries.

1.2 Promoting Renewable energy and mitigating climate change risk in Central Asia

The carbon intensive economic model and fossil fuel-based energy system in the Central Asia countries is formed by the increasing consumption of fossil fuels such as coal and petroleum. Central Asia need to double its electricity output by 2030 for their GDP growth and market demand. This expected economic growth will require new energy sources of power generation. All the central Asian countries have already ratified the Paris Agreement on climate change and are committed to dramatically reducing fossil fuel for power generation, making their transmission system more efficient, adopt renewable energy to reduce carbon emissions and satisfy their growing electricity demand. In 2019 All the energy ministers of Central Asian countries committed to collaborate in order to meet the UNSDG2030 which pledges "affordable and clean energy by 2030"(CAC, 2019). Central Asian countries set strong commitments to tap renewable energy sources and clean technologies.

The international renewable energy Agency Report (IRENA)(GET, 2019) highlights that increased use of renewable energy, combining with intensified electrification, could prove to be decisive solution for the world to meet climate goals by 2050. Based on IRENA's analysis, energy-related carbon (CO₂) emission reductions would have to decline 70% by 2050 to meet the Paris Agreement global climate commitments. A

large-scale shift to renewable power could deliver 60% of GHG emission reductions, and 75% of GHG emission reductions if renewables for heating and transport are factored in, and 90% with ramped-up energy efficiency. This aims to create reliable, sustainable energy system in line with the UN SDGs 2030. (GET, 2019). However, the renewables' share in the power generation is very low in Central Asian countries (Chart-1). (Komila, 2018) Renewables contribute just 3 percent of power-generation in Kazakhstan, the vast majority of power generation is still made by coal in Central Asia. (Niva Yau, 2020). Given the current low installation of renewables and high GHG emission, rapid increase in renewable energy investment is urgent needed in Central Asian. Renewable energy solution will meet climate change regulatory benchmark and sustainable energy transition in Central Asia, driving to mitigating GHG emission and improve energy supply security in the Central Asian countries.

2. Developing Renewable energy policy and its ecosystem efficiency

Most countries along China's Silk Road and Belt Economic Initiative have huge natural potential for developing hydropower, wind and solar energy. According to the SRBI countries' targets for renewable energy (NDRC-Data), the projected installation capacity of renewables for 38 countries in SRBI could reach 644 GW from 2020 to 2030. Central Asia possesses vast renewable energy resources like solar, wind and water, this provides natural advantages to develop renewables. Kazakhstan aims to reach 50% of total electricity from renewables by 2050. (DRECA, 2020). Turkmenistan has developed gas power plants, Kyrgyzstan and Tajikistan mainly develop small hydropower, and have a huge potential resources for developing the large hydropower, hydropower potential accounts for 98% of the electricity produced in Kyrgyzstan and Tajikistan. Though Uzbekistan has huge potential resources of renewable energy as the following Table-II shows.(UNECE). However, Its coal power plant share is 19.3%, gas power share is 66.4%, hydropower share is only 13,3% of total power generation in Uzbekistan.(ESU,2021).

Renewable energy resources potential in Uzbekistan, millionton of equivalent oil (тн.э.) (Table-II) (UNECE)

Categories/index	General	Technical	applied
Total	50993,8	182,2	0,7
hydropower	9,2	2,3	0,56
Big river	8,0	1,8	0,2
Small river,	1,2	0,5	---
solar	50*10 ³	176,8	---
Winter	2,2	0,4	---
Biomass	10,0	0,5-3,0	---
Geothermal	67*10 ⁵	0	0

2.1 Renewable energy law and incentive policy for developing renewables in Central Asia

Except Turkmenistan, all the Central Asian Countries have set up renewable energy development target. In 2013, Kazakhstan adopted the “National Concept for Transition to a Green Economy up to 2050” (Andres Fernandez, 2018) outlining a future development pathway guided by renewable energy policy. The ambitious plan aims to increase the share of renewable energy in power generation to 30 percent by 2030 and 50 percent by 2050 to fulfill its commitment on the Paris climate Agreement. In 2013 Kazakhstan passed a new renewable energy law, this ensures a renewable energy development strategy to attract national and international investment, introducing regional feed-in tariff mechanism (Note-2) and designing the power purchasing agreement (PPA). Kazakhstan and Kyrgyzstan have already implemented feed-in tariffs policy for renewables, while Kyrgyzstan and Tajikistan have tradable renewable electricity certificates. Turkmenistan has so far not established renewable energy policy. In 2019, Uzbekistan planned that renewable energy will share 20% of power generation in 2025 and will reach 25% in 2030. In Uzbekistan the Renewable Energy Law entered into force on May 22, 2019. Uzbekistan has approved the Renewable Energy Law to grant tax privileges to renewable equipment manufacturers, and 5 years free tax for all the registered renewable energy companies. (DREU, 2020)

The Central Asian countries renewable energy laws established a regulatory framework for developing renewables, the feed-in tariffs policy has attracted domestic and international investment in renewable projects, in particular, it has stimulated Chinese investors to startup renewables projects. Along with other incentives policy like renewable subsidies, tradable renewable electricity certificates and customs assistance for importing and application of renewable technologies, building renewables projects are associated with a state guarantee to connect the renewables to the unified national electrical network. Automatically including renewables in national grid and national electricity demand plans enable new investors and entrepreneurs avoid market uncertainty risk and price volatility caused by market failure and distortion in renewables, also providing flexibility for establishing own local trade network. The renewable energy law and incentive policies have set up prudential precondition for stimulating international renewables investment in Central Asia.

2.2 Market failure and Uncertainty for developing renewables energy in Central Asia.

However, the Central Asian countries’ renewable law also remains unclear pricing mechanism for determining renewables market price and tariffs. This uncertainty limits the investors’ willingness to make long term plans for renewables investment. In addition, the high subsidies for fossil fuels and electricity in Central Asia make very low electricity price, have impacted on the renewables market price and have also distorted the renewables investment market, caused renewable energy less competitive and become an unprofitable investment in all the Central Asian countries, renewable has become less attractive for the long-term profit-oriented competitive private capital. This has triggered the inefficient allocation of financial resources and market failure of attracting long term financial resources. This inefficient incentive policy ecosystem created by

the market failure and government policy failure, as well as the artificial asymmetric market power. The market power has failed to correct the fossil fuel centered energy structure, and this market failure has been exacerbated renewables disequilibrium among demanding market and investment, this market failure may be remedied to some extent at the political level by establishing of an international or regional coordination mechanism to internalize the international climate and renewables investment for developing local climate mitigation measures.

In addition, there also some uncertainties are associated with regulatory and policy limitations in Central Asian countries, some conflicts within legal and institutional framework for supporting renewables development, lack of or weak institutional capacity for implementing climate mitigation and adaptation policy, these have undermined the renewables investment and enable promoting renewable investment policy less efficient, hampering large upfront cost for climate investment, in particular for private capital flow to renewables investment. Market failure, limited institutional capacity and government policy failure caused inefficient market outcome and inefficient government interventions in renewables investment. Thus, Central Asian countries haven't yet established an effective developing renewable ecosystem.

3. Technological barriers for developing renewable energy in Central Asia

3.1 Technological barriers for developing renewables in Central Asia

Huge renewable energy resources remain underdeveloped and untapped in Central Asia due to various tech barriers and lack of financial resources. Tajikistan is plagued with regular energy shortage, because huge technological barriers and financial difficulties enable the hydropower potential in Tajikistan, about 300 billion kilowatt-hours, remains mostly untapped. Once completed the dam would be one of the tallest in the world at 335 meters and would be 1,500 meters wide. It is estimated that it would take seven to twelve years for the Vakhsh River to fill the reservoir. The project would force the resettlement of over 30,000 people. (Philip H.De Leon, 2020). Another barrier is the lack of know-how and a limited number of local technology providers and specialists in the renewable (Komila. N 2018). Thus, technological barriers are the principle deterrents for developing clean energy in Central Asia.

3.2 China's leading position in renewables technology and its installation capacity

As the International Renewable Energy Agency statistics (Statista-Data, 2020) shows that China provides total 29% of the international renewable patents. China has by far the most renewable energy patents with the U.S., Japan and Europe lagging behind. According to the International Renewable Energy Agency data "No country has put itself in a better position to become the world's renewable energy superpower than China (Charlie Campbell, 2019) The leading position in renewable technologies will help China to format its 14th five Year (2021-2025) social-economic development plan targeting more international high technologies' with Chinese standards, expanding China's green high technologies to the international market. This has opened the

great potential and huge opportunities for the enormous expansion of exporting wind turbine and solar panel and technological solution for renewable energy installation globally. Thus, Green Silk and Belt Economic Initiative will set up great market value chain for China's 13th five Year (2016-2020) social-economic development proposal "2025 made in China" Industry target to exporting its green products and green technologies.

China has been the world's leading renewable energy investor for years. It has the world's largest installation capacity and the biggest clean energy economy with 3.5 million green jobs. China is the world leader in wind energy, with over one third of the world's capacity. Its wind turbine represents the most effective and immediate solution for reducing GHG emission. The global energy transformation to 2050 shows that renewable energy is technically and economically feasible to ensure a climate-safe sustainable energy future, and China would take the lead with 2525 GW (IRER-2019) of installed onshore and offshore wind capacity by 2050.

3.3 China lacks renewables technology transfer mechanism and has limited market access capacity

China's solar, wind and battery technologies are now increasingly present in overseas markets, its electric vehicles and the intelligent energy-management systems are set to follow. China dominated in global supply chain of renewables and become the number one exporter of environmental goods and services, overtaking Germany and the US renewable energy investment along the Silk Road Belt Countries, support environmental friendly sustainable development throughout the SRBI countries.

However, China's clean energy technologies are mostly associated with China-led clean energy projects, also integrated with its Outbound Direct Investment and exporting green equipment, goods and services together to the SRBI countries, aim to serve its domestic manufactures capacity and market expansion strategy. Chinese renewable incentive policies like renewable subsidies, feed-in –tariffs export credit policy encourage its clean technology go to globe. But China has not built an independent clean energy technologies transfer platform and market strategy, China is lack of market formation and R & D cooperation with recipient countries. Central Asian countries also haven't forged a clean energy technologies market mechanism. China's 14th social-economic development Five Year plan aims to promote China's clean technology get full commercialization and international mobility, this will promote China to become a main player in the international clean technology transfer and dissemination during the 14th five year plan period (2020-2025).

Though, other clean energy leading countries and international organizations have started to deliberately form a clean energy technologies market in Central Asia. The UN Environment program collaborates with the Korea International Cooperation Agency to facilitate clean energy technologies dissemination and the market development in the Central Asian countries through facilitating policies and regulations, developing national clean technology action plans, establishing energy performance standards. (UNEP). This clean energy transfer platform will disseminate the renewable technologies across the Central Asian countries, competing with

Chinese clean energy technologies. Thus, China would not absolutely dominate Central Asian clean energy technologies market and has limited market access capacity. However, China's clean energy technologies mostly will serve China's clean energy investment project, this provides an alternative technological solution for local renewable energy investments, contributing to the local renewable technology innovation capacity building, it also will dramatically reduce cost of renewables investment in the Central Asia countries.

4. Financial barriers for developing renewable energy and China's green capital in Central Asia

4.1 Big gap between demand and available climate finance in Central Asia

Central Asian countries energy capacity expansion will require about \$ 400 billion in cumulative investments to 2030.(CACE-2019). Except this, all the Central Asian countries haven't established carbon market and carbon pricing mechanism. Essentially, carbon pricing is the cost-effective way to mobilizing financial resources and raising fiscal revenue, incentivizing clean energy development and green tech R&G. Carbon offset market and carbon pricing is an important instrument for mobilizing climate finance and play an important role in catalyzing low-carbon investment. Thus, the Central Asian countries haven't established the cost-effective climate policy to allocate financial sources for renewable investment. The feed-in tariff for renewables and high subsidy to fossil fuels have already triggered heavy fiscal burdens for Central Asian countries. Thus, the regressive energy subsidies system is inconsistent with the pricing signal for the GHG emission environmental externalities, fuel subsidies and carbon pricing both aggravate the fiscal deficit in Central Asian countries, potential huge stranded fossil fuel assets also generate high public financial risk and fiscal deficit crisis. Obviously, Central Asian countries have faced the growing fiscal pressure and have struggled to obtain financial resources for developing renewable energy.

In Central Asia local investors in renewable energy have very limited access to affordable bank loans and often cannot afford high initial investment costs. (Komila, N 2018). These countries also haven't established efficient fiscal intervention tools and climate financial policy to mobilize public and private capital to renewables investment. Essentially, renewable development requires access to long term funding on a project finance basis, this long term projects financing demand widely exceeds current and planned investment. Thus, due to lack of long term financial resources the existing investments in clean energy cannot satisfy the demand of sustainable power generation and sustainable energy transformation in the Central Asian countries.

Obviously, the current renewable investment in Central Asia is still insufficient to keep diversifying its fossil fuel-based energy system and reducing carbon emissions to achieve its international commitments to the Paris Agreement. According to the global renewables finance report, global investment in diversifying renewables technologies must almost triple annually to \$ 800 billion by 2050 to achieve its climate commitment (GREF-2020) Central Asian countries have received comparatively low levels of financial resources for renewables, with average annual investment of \$ 5-6 billion each during 2013-2018. However, according to the World Bank

assessment dataset in Central Asian countries power discounted system costs is \$155 billion between 2019-2030 (CAET-2020). Apparently, the Central Asian countries urgent need the foreign investment to bridge its domestic renewables investment finance gaps.

4.2 China's Green climate finance and its multilateralism in Central Asia

China has injected huge climate capital into the international renewables investment. According to the 2019 Renewables global status report (REN21) China led renewable energy investment worldwide for the seventh successive year, contributing to almost a third of the global renewables investment in 2018 at \$130.2 billion. This is nearly triple than the investment by the U.S and more than double size of the EU renewable investment. Kazakhstan has received important part of China's green finance, under China green finance support Astana strives to become a green financial center in Central Asia. In 2017 China launched the "One Belt One Road Green Climate Bonds " initiative funds that aim to develop and promote clean energy investment, cleaner transportation, pollution control, conservation, recycling, and ecological protection in the SRBI countries.

China's Green Silk Road Economic Initiative has promoted incentives for green and clean investment committing to helping the local countries to implement their national commitments to the Paris Agreement. China also adjust public financial policy for mobilizing more private capital flow to climate friendly investment. Under the direction and support of China's Green Silk Road and Belt Initiative and its SRBI Climate Bonds China has become a leading country in renewable installation capacity and renewables investment. Thus, Now China is the world's largest investor, producer, exporter and installer of solar panels, wind turbines, hydropower.

China leads the world in its installed total renewable power capacity, particularly in hydropower, solar PV and wind power. (UNRE-2019) China's direct investment in the SRBI countries has supported 12.6 GW wind and solar power generation capacity in July 2019, and it was 450MW before 2014 (Mark Hutchins 2019). Estimates from Wood Mackenzie global solar PV market outlook (2019) predicts that China's photovoltaic panel installations hit a cumulative total of 370 GWdc by 2024 - more than double the United State's capacity at that point.(GSPV-2019).

China's bold vision is to create a global renewable energy grid that connects renewable energy across hemispheres. The wind and hydropower of Central Asia are a vital component of this grid. Chinese government and the SRBI investors will develop the blueprint for a United Renewable Energy System of Central Asia. (Alejandro L.,2019) This infrastructure connectivity will stimulate more renewable investment and renewable power plants, this is the important part for China's Green investment and green product exporting market.

China practices multilateral partnership in its international renewables investment. Kazakhstan's Zhanatas wind power plant, the largest of wind power plant at a 100-megawatt in Central Asia, has gotten loans of \$ 46.7 million from the China-led AIIB, is operated by China Power International Holding Limited, a subsidiary of

State Power Investment Corporation. (AIIB, 2019). The European Bank for Reconstruction and Development (EBRD) and the AIIB co-financed with the Industrial and Commercial Bank of China (ICBC) a concessional loan from the Green Climate Fund (GCF). China Power International Holding (CPIH) partners with Visor Investments Corporate in the construction and operation of the 100 MW wind power plant Zhanatas. This is one of the largest windfarms in Central Asian region. (KAR,2020). China has helped Kazakhstan to boost its renewable energy investment including the construction of Kazakhstan solar farms, Nurgisa 100 MW Solar Park was sponsored by EneverseKunkuat, a Kazakh-Chinese joint venture.(Nazrin G. 2019)

The aforementioned solar and wind power plants' investment was undertaken by Chinese and Kazakhstan's investors, as well as the multinational development banks like EBRD. Apparently, China's investment in renewables partners with the local investors and international investors. This multilateral shareholders structure serves as an institutional commitment vehicle to renewable projects, this multinational framework will not only increase financial institutional capacity, but also mitigate uncertainties and market risk.

China's overseas renewables financial investment has been channeled by multiple sources including banks' loans, government funds, private equity and venture capital, sometimes also cooperating with local and multilateral banks and multinational funds. Under the circumstances of multilateral investment sources and multinational shareholders of renewables projects in the Central Asian countries, the renewables projects will be determined by multilateral shareholders, requiring more transparent decision making processes, reducing single dominant investor risk, in particular avoiding any single investor financial shock or debt risk.

4.3China's state-own capital in its international renewable investment finance

China's National Development and Reform Commission dataset shows that Chinese state owned banks and commercial banks include China Export and Credit insurance cooperation, development bank and import-export bank strive to provide concession financial loans for its international clean energy investment. The following charts show that China's state-own banks have shared a little portion in its international renewables investment capital. China public finance and China carbon offset institutions yield strong finance incentive leveraging private capital, venture capital and private equity, crowd fund as well as other financial channels to build a clean-tech Fund. among others, private-public partnership (PPP) increasingly play an important role in China's international renewables investments. The dramatically growing private capital market and the increased fiscal pressure in China become an important channel for solving climate finance constrains.China has established a wide range of finance incentive policy in catalyzing massive private capital investment in renewables.Thus, some skepticisms concern that China's huge investment will force the SRBI countries to trap into China's potential debt risk, this stands on conflict that the China's state-own bank share little of its international renewables investment as the following charts show that in 2017 China's overseas clean energy investment

reached to \$132.6 billions, but the state-owned banks loan share around \$1 billion renewable investment, State own-bank finance accounted for a total of around \$4.5 billion from 2013-2018.

China's huge venture capital sources have successfully transferred China into a technologically innovative leader, and position China as a leader on the map in the venture capital and financing innovation, in particular in clean energy and digital infrastructure investment. The aforementioned Kazakhstan's wind farmer project indicates that private equity, venture capital, international green funds, multinational development banks, other international investors as well as the local investors pooled capital with China state own capital together in renewable investment. China's state-owned capital has gradually shrunken in its SRBI clean energy investment. In addition, China renewable energy project supported by the International Bank for Reconstruction and Development loans and the global environment grant to encourage manufacturing of small scale solar system, China's Silk Fund also support both energy efficiency and renewable energy projects with emphasis on transfer of skills and learning, and the export credits are also being used creatively by China's commercial bank to mobilize private capital flows to the renewables investment in the SRBI countries.

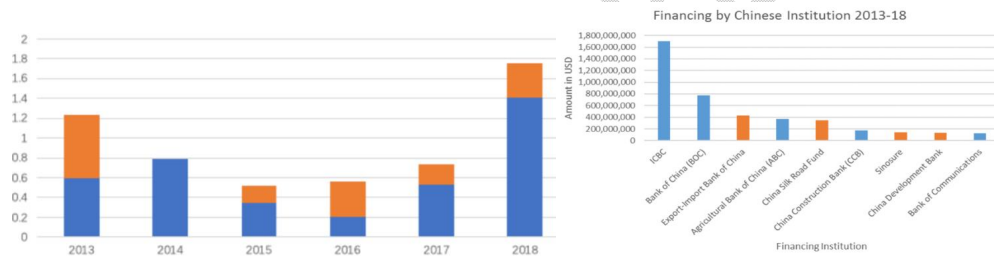


Fig .1 Chinese Project Loans for Renewables 2013-2018, Investment (In Billions USD) (NDRC dataset) Blue color: China Commercial Banks, Orange Color: China State Policy Banks

China has built the world largest carbon offset market and can dedicate a fraction of its carbon linked fiscal revenue to its climate finance and its international climate finance to support renewables investment in the SRBI countries. In 2020 Chinese national carbon trade scheme has started to mobilize green finance. Green finance reform development will dramatically increase China climate finance resources and capacity building to leverage private finance, state-owned capital will grow up in its international renewables investment in the SRBI countries, it would also strengthen a domestic supply channel for public-private climate finance in its outbound renewable investment. In addition, the reform of fossil fuel subsidy in China would drive energy transition to renewables and reduce GHG emissions, improve economic efficiency and free up scarce public financial resources to be devoted to climate finance. Therefore, it is reasonable to infer that China state-owned capital as the

Formatted: Centered
Formatted: Font: (Default) Calibri, 11 pt, Font color: Auto

public climate finance certainly have great potential to be dramatically increased since 2020 year after carbon trade scheme and carbon offset market have gradually gotten full functional in China.

Conclusions and Policy Recommendations

Before issuing Green Silk Road Belt Economic Initiative in 2017 China's oversea renewable investment was far less than its financing scale of fossil energy such as oil, natural gas and coal investment, it was also far below the World Bank average energy mix loan share rate (Note-3). After issuing Green Silk Road and Belt Economic Initiative in 2017 China has emphasized increasing financial support for overseas renewables, since then China has gradually devoted its financial resources to renewables and low-carbon power infrastructure investment.

International clean energy cooperation is a significant platform for promoting the UN 2030 SDGs and the Paris Agreement reducing GHG emissions and diversifying fossil fuel based energy system. Due to lack of the effective leading and organizing international research cooperation for clean energy development and utilization de-carbonization technology, Central Asia countries haven't yet established clean energy technology transfer platform and market. This market failure has not only undermined national and regional renewables development ecosystem, but has also impeded the further international renewables investment.

China needs to combine its incentive policies for its renewables' exporting with its innovation incubation policy for the international economic corridors in the SRBI countries, China also needs to continue stimulating a multilateral and regional cooperation framework in financial and technological support toward the renewables' technologies and finance capacity building in the Silk Road and Belt countries, craft a comprehensive policy for its international renewable investment, stimulate development-oriented clean energy projects instead of profit-driven project.

Limited Financial resources have always impeded the renewables development for all the countries. To diversify and increase the green financial sources for renewables, the following approaches are demonstrated effective: promoting the public-private partnerships, attracting private capital, constructing the international green investment (bonds) funding for clean energy project through modern capital-assets (crowd equity) financial system. Other tools include using digital financial platform to build sustainable energy development financial pool, optimizing the digital inclusive finance to support small and medium size enterprises (SME) participate into renewable energy project investment, joining the World Bank alleviating poverty and inclusive development program, attracting Micro-Small-Medium finance to invest in renewable projects. Beside of aforementioned approaches, implementing the cost-effective climate mitigation policy like carbon pricing, building carbon offset market and fossil fuel subsidies reform etc. also can release more fiscal space and allocate domestic financial resources to renewables investment.

An effective multilateral framework of international renewables investment is important for international investors and climate investment recipient countries. An effective coordination mechanism is necessary for climate funding among the China-led Asian Infrastructure Investment Bank and New development Bank, as well as other multilateral banks like Asian Development Bank, Eurasian Development Bank, European Bank for Re-construction and Development and the World Bank to consolidate the international efforts for developing renewable projects. These effective multilateral mechanisms not only can mitigate geopolitical tensions and confrontation, but also can stimulate cutting-age technology transfer and create a new market value chain.

UNDER PEER REVIEW

Formatted: Centered

Formatted: Font: (Default) Calibri, 11 pt, Font color: Auto

Notes:

1. According the International Renewable Energy Agency report, 84% of energy use comes from fossil fuels, with 16% derived from renewables (IRENA, 2017). Analysis by the International Renewable Energy Agency (IRENA) shows how through accelerated uptake, 65% of energy use could come from renewables by 2050. This would be enough for countries to meet the Paris Agreement climate commitment. Renewable energy currently represents about 25% of global electricity generation, with the rest generated by fossil fuels, according to IRENA's global energy roadmap, known "Remap". Around 80% of all electricity in 2050 could be generated by renewable energy (IRENA, 2017c). This can be found at website of the international renewable energy agency: A9561C1518629886361D12EFA11A051E004C5C98

https://www.irena.org/media/Files/IRENA/Agency/Publication/2017/Nov/IRENA_A_key_climate_solution_2017.pdf?la=en&hash=A9561C1518629886361D12EFA11A051E004C5C98 Accessed at this website 10 December, 2018.

2. It recommended the adoption of a uniform feed-in tariff structure, providing identical tariff levels for renewable energy projects based on technology, in order to increase transparency, investment certainty and ease of project approval. Feed-in tariff as advance market commitments to subsidize renewable energy projects but less efficient than carbon pricing offset market such as carbon trade scheme and carbon tax, and it can trigger relevant fiscal implications and increases fiscal financial burden.

3. Actually, from 2014 to 2017, 43% of China's policy bank loans including the National Development Bank and the Export-Import Bank for the "Belt and Road countries" investment in the energy sector went to oil and gas with the petrochemical project, 18% went to coal-fired power projects, while solar projects and wind power projects received only 3.4% and 2.9% of loans respectively. The total loans for coal, nuclear and hydropower are almost seven times the total of solar and wind projects. In contrast, 25% of the World Bank's energy loans are for renewable energy (excluding large-scale hydropower and renewable/fossil energy hybrid projects). This is available at NDRC website and World bank dataset <https://www.nrdc.org/experts/han-chen/greener-power-projects-belt-road-initiative-bri>, accessed at this website 16 May, 2020.

<https://www.worldbank.org/en/news/feature/2014/09/05/boost-in-world-bank-renewable-energy-lending>, World Bank Group Energy lending focuses on poorest regions-boost in renewable energy financing, September 9, 2014. Accessed at this website 8 June, 2020.

Availability of data and materials: 'Not applicable' for this section

Formatted: Centered
Formatted: Font: (Default) Calibri, 11 pt, Font color: Auto

References:

AIB, Dec. 16, 2019. AIB to fund Central Asia's Largest wind power plant in Kazakhstan. www.china.org.cn/world/Off_the_Wire/2019-12/16/content_75518518.htm. Accessed on the 20 January, 2020.

Alejandro Litovsky, 2019. China plans super-grid for clean power in Asia, <https://www.ft.com/content/e808a542-d6c6-11e7-8c9a-d9c0a5c8d5c9>, accessed 22 Dec. 2019.

Altynai Mambetova and James Kilner, July 4, 2018. Kyrgyzstan grows wary of China amid corruption probe. <https://asia.nikkei.com/Politics/International-relations/Kyrgyzstan-grows-wary-of-China-amid-corruption-probe>. May 20, 2020 Accessed.

Andres Fernandez, January 12, 2018. The Real Future of Green Energy in Kazakhstan, <https://thediplomat.com/2018/01/the-real-future-of-green-energy-in-kazakhstan/>, accessed at this website 20 October, 2018.

Bernard Marr, 2020. The Chinese Debt trap is taking over the entire world. <https://anewspost.com/chinese-debt-trap-world/> accessed at this website 10 September, 2020.

CAC, 20 Sep 2019. Central Asia commits to affordable and clean energy, <https://world-nuclear-news.org/Articles/Central-Asia-commits-to-affordable-and-clean-energy>, set strong commitment to tap renewable energy sources and clean technologies. This aims to create reliable, stable, sustainable and reformed energy markets in line with the united nations 2030 agenda for sustainable development.

CACE, 20 Sep. 2019. Central Asia commits to affordable and clean energy, <https://world-nuclear-news.org/Articles/Central-Asia-commits-to-affordable-and-clean-energy>. Accessed Sep 19. 2020.

CAET, 20 October, 2020. Central Asia electricity trade brings economic growth and Fosters regional cooperation. accessed at 26 October, 2020. <https://www.worldbank.org/en/news/feature/2020/10/20/central-asia-electricity-trade-brings-economic-growth-and-fosters-regional-cooperation>

Catesby Holmes, 18 August, 2019. Solar power could stop China's belt and road initiative from unleashing huge carbon. World Bank per capital GHG emission countries database, 2019.

Charlie Campbell, Nov 1, 2019, China is bankrolling Green Energy Projects around the world, <https://time.com/5714267/china-green-energy/>. Accessed 8 Mar,2020.

Dan Murtaugh, 2020. China Solar Stocks are surging after Xi's 2060 Carbon pledge. Accessed at this website October 10, 2020. <https://www.bloomberg.com/news/articles/2020-10-08/china-s-solar-stocks-are-surging-after-xi-s-2060-carbon-pledge>.

DRECA: 14 February, 2020. Развитие возобновляемых источников энергии в Центральной Азии, (Development of renewable energy sources in Central Asian countries), <https://review.uz/post/razvitie-vozobnovlyaemx-istochnikov-energii-v-centralnoy-azii>. Accessed at website 12 July,2020.

DREU, 31 May, 2020. Развитие возобновляемой энергетики в Узбекистане в настоящем и будущем, (Development of renewable energy in Uzbekistane now and future) in Russian language, https://zen.yandex.ru/media/iap_zts/razvitie-vozobnovliaemoi-energetiki-v-uzbekistane-v-nastoiascem-i-buduscem-5ed3f0c6cc89f10d7f5a824f. Accessed at website 10 August, 2020.

Emissions,2006. <http://theconversation.com/solar-power-could-stop-chinas-belt-and-road-initiative-from-unleashing-huge-carbon-emissions-1> 2019. Accessed at this website 1 Feb. 2020. ecology and climate, Astana.

ESS, 2018. Environment and sustainable development in Central Asia.

http://www.caresd.net/site.html?En=0*id=14,2005. Accessed at this website 6 July, 2018.

ESU:2021. Энергосистема в Узбекистане, Energy system in Uzbekistan. http://energo-cis.ru/wyswyg/file/news/Энергосистема_Узбекистана.pdf, accessed 9 September, 2021, in Russian language.

GET, 2019. Global energy transformation: A roadmap to 2050 (2019 edition) published by the International Renewable Energy Agency. <https://www.irena.org/publications/2019/Apr/Global-energy-transformation-A-roadmap-to-2050-2019Edition>. Accessed at this 8 June, 2020

GET, 2019. Global energy transformation: A roadmap to 2050 (2019 edition), https://www.irena.org/media/Files/IRENA/Agency/Publication/2019/Apr/IRENA_Global_Energy_Transformation_2019.pdf, accessed at this website 10 February, 2020.

GFC.2017. The Green Finance Committee supports the organization of financial institutions' overseas environmental and social risk management compliance supervision mechanism. <http://www.greenfinance.org.cn/displaynews.php?id=1756>. Accessed at this website in December 2019.

GRES, 2020. 2020 edition of Global Landscape of Renewable Energy Finance. International Renewable Energy Agency. Accessed 10 December, 2020.

GSPV, 2019. Global solar PV market outlook update:Q1 2019. 25 April 2019. https://www.woodmac.com/our-expertise/focus/Power--Renewables/global-solar-pv-market-outlook-update-q1-2019/?utm_source=twitter&utm_medium=social&utm_campaign=wmpr_Q1solaroutlook19, accessed at this website 10 November, 2019.

IEEFA. 2018. Continued support for coal power across Asia erodes China's clean energy leadership: Lender of last resort for coal plants. Sources: Global Coal Plant Tracker. 2018 IEEFA analysis. <https://ieefa.org/ieefa-china-lender-of-last-resort-for-coal-plants/>. Accessed at this data 16 January, 2020.

IRER, 21 October, 2019. International Renewable energy agency report: Asia poised to become dominant market for wind energy, <https://www.irena.org/newsroom/pressreleases/2019/Oct/Asia-Poised-to-Become-Dominant-Market-for-Wind-Energy>, accessed 10 June, 2020.

KAR, 16 Nov. 2020. Kazakhstan forges ahead with renewable energy, <https://energycentral.com/news/kazakhstan-forges-ahead-renewable-energy>, accessed June 2020.

Komila Nabiyeva, June 2018. Central Asia's green horizons, <https://www.pv-magazine.com/2018/06/02/the-weekend-read-central-asias-green-horizons/>. Accessed at this website 10 December, 2019.

Komila Nabiyeva, June. 2018. Central Asia's green horizons. <https://energytransition.org/2018/06/central-asias-green-horizons/> accessed at this website 8 July, 2018.

Lucas Niewenhuis, 2019. The debt-trap diplomacy debate: are China's loans predatory, September 18, 2019. <https://signal.supchina.com/the-debt-trap-diplomacy-debate-are-chinas-loans-predatory/> Accessed at this website October 2020.

Mark Hutchins, July 30, 2019. Chinese investment in renewables soars under Belt & Road Initiative. <https://www.pv-magazine.com/2019/07/30/chinese-investment-in-renewables-triples-under-belt-road-initiative/>. Accessed December, 2019.

Nazrin Gadimova, 2019. China, Kazakhstan Inaugurate Solar Farm in Almaty Province. <https://caspiannews.com/news-detail/china-kazakhstan-inaugurate-solar-farm-in-almaty-province-2019-9-4-17/>. Accessed 12 Nov. 2019.

NEA.2017. Beijing, China. English version is available at website of Xinhua Silk Road database: <https://en.imsilkroad.com/p/314213.html>., Accessed at this website 10 December, 2021.

Nigora Djililova, 2020. Sustainable energy in Central Asia: transition towards renewable energy sources in Uzbekistan, Routledge published.

Niva Yau, Oct 15, 2020. China's state capitalism has nudged Kazakhstan and Uzbekistan to green their domestic energy production. <https://eurasianet.org/chinese-solar-investments-in-central-asia-a-snapshot>, Accessed at this website 10 October, 2020.

Niva Yau, Oct 15, 2020. China's state capitalism has nudged Kazakhstan and Uzbekistan to green their domestic energy production. <https://eurasianet.org/chinese-solar-investments-in-central-asia-a-snapshot>, accessed at this website 28 October, 2020.

Philip H.De Leon,2020. The Hydropower Solution in Central Asia: yes but. <https://oilprice.com/Alternative-Energy/Hydroelectric/The-Hydropower-Solution-In-Central-Asia-Yes-But.html>. Accessed at this website 20 March, 2020.

Renat Perelet, 2008. Central Asia: Background paper on climate change, Report 2007/2008, Fighting climate change: Human solidarity in a divided world. http://hdr.undp.org/sites/default/files/perelet_renat.pdf. Accessed at this website 15 May, 2018.

Source, 1990-2020. Greenhouse gas emissions inventory. Republican state enterprise "Kazakh research institute of Ministry of Environment Protection of the Republic of Kazakhstan. https://unfccc.int/files/documentation/documents/application/pdf/crf_report_eng.pdf. June 2020 accessed at this dataset <https://data.worldbank.org/indicator/EN.ATM.CO2E.PC?locations=C5>

Sust, 2018. Total-Factor Energy Efficiency in BRI Countries: AN Estimate based on three-stage DEA model. Sustainability, No 10.

Tasks, 2020. Tasks for central Asian countries under the Paris Agreement, <http://ekois.net/zadachi-stranstentralnoj-azii-po-parizhskomu-soglasheniyu-na-2020-god/> Accessed at this website 16 October, 2020.

UNECE, 2011. Отчеты ПРООН «Перспективы развития возобновляемой энергетики в Узбекистане» (г. Ташкент, 2007 г.), «Альтернативные источники энергии: возможности использования в Узбекистане», (г. Ташкент, 2011 г.), сс.

74, URL:<https://www.unece.org/fileadmin/DAM/timber/meetings/20130522/presentations/17-> in Russian language. Accessed 18 August, 2018. Alternative energy sources use of biogas technology in Uzbekistan. Marat Embergenov. Uzbekistan.pd, оценка автора.

UNEP, 2021. Helping countries to tackle climate change <https://www.unenvironment.org/regions/asia-and-pacific/regional-initiatives/helping-countries-tackle-climate-change>. Accessed at website on October 18, 2020.

UNRE, 2019. UN Renewable energy advisory body published the 2019 Renewables global status report, full report is available https://www.ren21.net/wp-content/uploads/2019/05/gsr_2019_full_report_en.pdf, accessed at this website 20 December, 2019.

VAoE. 2017. The National Development and Reform Commission (NDRC) and the National Energy Administration (NEA) of China have jointly drafted and published this white paper: Vision and Action of Energy Cooperation on jointly Building Silk Road Economic Belt and 21st Century Maritime Silk Road.

VAoSRE. 2015. Vision and actions on jointly building silk road economic belt and 21st-century maritime silk road, issued by the national development and reform commission, ministry of foreign affairs, and ministry of

commerce of the People's Republic of China, with State Council authorization. March 2015. Full text in Chinese language: 国家发展改革委、外交部、商务部28日联合发布了《推动共建丝绸之路经济带和21世纪海上丝绸之路的愿景与行动》。 <http://www.mofcom.gov.cn/article/ae/ai/201503/20150300928878.shtml>. English version is available at website of global time: <https://www.globaltimes.cn/content/914373.shtml>. Accessed at this website 20 August, 2020.

Wilder Alejandro Sanchez, 2020. February 26, The Green Steppe? Kazakhstan and its Green energy future, can gas and oil-dependent Kazakhstan increase its reliance on greener energy sources? <https://thediplomat.com/2020/02/the-green-steppe-kazakhstan-and-its-green-energy-future/>, accessed at this website May 2020.

Younis Dar, November 25, 2020. Another Asian country falls prey to China's debt-trap diplomacy; experts wonder who's next, <https://eurasianimes.com/another-poor-asian-country-becomes-the-victim-of-chinas-debt-trap-diplomacy-experts-wonder-who-is-next/>, accessed at this website 30 Nov. 2020.

ADB-Database: Asian Development Bank research paper and Word Bank Database. <https://www.adb.org/sites/default/files/publication/522901/adbi-wp993.pdf>

WB-Database:

<https://databank.worldbank.org/source/world-development-indicators>. Accessed 24 Feb. 2020.

Statista-Data: Share of renewable patents globally by country | Statista <https://www.statista.com/statistics/957485/cumulative-share-renewable-patents-worldwide/>. Accessed at this website 10 December, 2020.

CO2 emissions (kt) | Data (worldbank.org): CO2 Emission database for global atmospheric. Accessed at this website 10 October, 2020.

NDRC-Database: China's National Development and Reform Commission dataset, Green Power Projects for the Belt & Road Initiative (BRI), April 2019. <https://www.nrdc.org/experts/han-chen/greener-power-projects-belt-road-initiative-bri> NRDC database, accessed 10 September, 2020. In Chinese and English language.

UNDER PEER REVIEW

Formatted: Centered

Formatted: Font: (Default) Calibri, 11 pt, Font color: Auto