

Design and Optimization of Copper Adsorption [in Selected Water](#) with Modified Rice Straw Using Response Surface Methodology

Commented [MC1]: The study would benefit from a title that includes water as a crucial component to enhance comprehension.

Abstract

Heavy metal contamination poses an impulsive threat to human and aquatic life and ecosystem health. To ensure safe and sustainable water accessibility, biosorption with low-cost adsorbents is acknowledged as a promising approach for the remediation of noxious pollutants. The current study was oriented to appraise the performance of modified rice straw for copper adsorption in hand with the optimization of its operational parameters. RSM-based Box-Behnken design was employed to optimize the operational variables encircling temperature, pH, and adsorbent dose. The results elucidated that the generated model exhibited an R-squared of 0.98, reflecting its validity in describing the experimental data well. The optimized conditions for attaining maximum copper adsorption were marked to be a temperature of 37.71, a solution pH of 5.7, and an adsorbent dose of 11.26. Under these optimized conditions, the adsorption efficiency was marked to be 86.65 %. The experimental adsorption efficiency under these conditions was noted to be approximately 86.43 %, reflecting the suitability of the RSM-based Box-Behnken design. [Highlight the significance of utilizing altered rice straws to combat copper ion pollution in water samples.](#)

Key Words: Copper, Adsorption, Rice straw, Optimization, RSM

Introduction

Water scarcity is a budding ecological threat and this blow is projected to worsen further in response to population bang, urban sprawl, industrialization, and imprints of global climate change. Heavy metals constitute a predominant element of water pollution on account of being toxic and non-biodegradable (Briffa et al., 2020). Among these toxic heavy metals,

Commented [MC2]: A reference is needed here.

copper (II) finds its place despite being an instrumental element in the human body and various biological processes of animals. Excessive consumption of copper at elevated concentrations is marked to induce toxicological concerns, encapsulating cramps, convulsions, vomiting, and even death. The contamination triggered by copper ions might result in keratinization, and tingling sensations, and has been acknowledged for mutagenic and carcinogenic properties (Dias et al., 2007). Consequently, it is imperative to remediate the toxic metal ions from wastewater before discharge to avoid additional detrimental consequences. Conventional methods like electrocoagulation, membrane filtration, ion exchange, chemical precipitation, etc. have been cast-off for heavy metal remediation from wastewater. However, these techniques exhibit certain disadvantages such as high energy requirements, high cost, low efficiency, and precipitation of toxic substances (Hussain et al., 2021). Given this, the employment of economically effective and eco-friendly interventions is imperative to remediate the heavy metals from wastewater.

Commented [MC3]: A reference is also needed here.

Commented [MC4]: Italicize

Commented [MC5]: Italicize

Adsorption stands out as one of the most promising approaches on account of its simplicity, remarkable efficiency in removing pollutants across a broad pH spectrum, and economic feasibility. The engagement of biomass-based low-cost adsorbents adds to its application for being readily accessible, inexpensive, and environmentally friendly. The exploitation of plant-based adsorbents owes their remediation potential to the prevalence of different functional groups encompassing cellulose, hemicelluloses, lignin, pectin, and other extracts that effectively adsorb metal ions. However, the process of adsorption is governed by various operational parameters that need to be optimized to reduce the required experiment number and reduce process inconsistency with an overall reduction in the cost of wastewater treatment (Chattoraj et al., 2016). Response surface methodology (RSM)- a statistical approach intends to design experiments, develop empirical models, and optimize its operating conditions to attain a desirable solution (Lamidi et al., 2022). RSM reduces the requisite number of

Commented [MC6]: Put the citation here

experiments apart from appraising the interactive effects of operational variables, thereby possessing an edge over conventional approaches (Aydar, 2018). [Justification for using modified rice straw should be provided here.](#) Against this backdrop, the current study intends to devise experiments and evaluate the adsorption of copper ions using modified rice straw.

Materials and Methods

Biosorbent Preparation

Rice straw as a waste by-product was procured from a local agricultural field at the Faculty of Agriculture, SKUAST-Kashmir, Wadoora, Sopore. The acquired adsorbent was cleansed with tap water, followed by several washings with deionized water. Following this, the adsorbent was oven-dried at 80°C until constant weight and ground into small particle sizes using a grinding mill. The pulverized adsorbent was sieved through 35 mesh sieve and kept in air-tight polyethylene bags for further laboratory analysis.

Modification of Biosorbent

20 grams of processed rice straw was treated with 400 ml of 0.1N HNO₃. After a brief soaking period, the mixture was agitated at 50°C in a thermostatic shaker at 200 rpm for 4 hours. Ensuing this, the treated adsorbent was subject to several washings with deionized water followed by its oven drying at 100°C for 2 hours. The dried samples were stored for further laboratory analysis.

Adsorption of copper ions

Copper adsorption was evaluated using batch adsorption technique, [as described by whom?](#) in which a known adsorbent amount was agitated with 50 ml Cu (II) solution at an invariable concentration of 60 mg L⁻¹ and desired pH. The imprints of operational parameters encasing temperature, pH, and adsorbent dose were evaluated. The adsorption efficiency of copper ions was determined using the following equations, [as described by whom?](#)

$$AE = (C_i - C_e) / C_i \times 100 \dots \dots \dots (1)$$

Commented [MC7]: Of what? This is the methodology that needs more clarification.

Where,

AE = adsorption efficiency (%) C_i , and C_e = initial and equilibrium metal ion concentration (mg L^{-1}), respectively. V = volume of Cu (II) solution (L) and m = mass of adsorbent in grams.

Experimental Design

To explore and optimize the effect of operational variables, response surface methodology was employed. The execution was done following the experiments designed by RSM-based Box-Behnken design comprising five replications at central points and 17 runs in total.

The response (copper adsorption) was expressed as a function of operating variables using the second-order polynomial model:

$$Y = \beta_0 + \sum_{i=0}^k \beta_i X_i + \sum_{i=0}^k \beta_{ii} X_i^2 + \sum_{1 \leq i < j \leq k} \beta_{ij} X_i X_j + \varepsilon \dots \dots (2)$$

Where Y is the predicted response (Adsorption efficiency), X_i is the operating variable, β_0 is the constant coefficient, β_i , and β_{ii} are the linear and quadratic coefficients of input variables, β_{ij} is the interaction coefficient of X_i and X_j input variables and ε is the random error.

Kinetic Study

The kinetic behaviour of adsorbates on adsorbents was appraised using the reaction models such as Lagergren's Pseudo-first-order model, Pseudo-second-order kinetics, and Elovich model, and the adsorption diffusion models encircling the Intraparticle diffusion model and Boyd model.

Model	Equation
Pseudo-first-order model	$\ln (Q_e - Q_t) = \ln Q_e - Kt$
Pseudo-second-order model	$\frac{t}{q_t} = \frac{1}{K_2 q_e^2} + \frac{1}{q_e} t$
Elovich model	$Qt = \beta \ln(\alpha\beta) - \ln(t)$
Intraparticle diffusion model	$Qt = K_{ID} \sqrt{t} + I$
Boyd model	$B_t = -0.4978 - \ln (1 - Q_t/Q_e)$

Commented [MC8]: Version of software

Isotherm Study

An adsorption isotherm study was performed at a temperature of 38 °C for each metal ion solution. An adsorbent dose of 8 g L⁻¹ was agitated with a 50 ml metal ion solution in a thermostatic shaker at a pH of 4 for 180 min. The acquired observations were analyzed using Langmuir, Freundlich, and Temkin isotherm models.

Commented [MC9]: Why is the pH at 4? This is because, at low pH levels, more positive charges are available. Before analysis, it is necessary to assess the modified prepared rice straw, focusing on pH and surface area as major components that provide insight into the desired pH to be used. Response surface methodology (RSM) analysis can also help determine the best pH for the study.

Isotherm	Equation
Langmuir Isotherm	$\frac{C_e}{q_e} = \frac{1}{b_0 q_m} + \frac{1}{q_m} C_e$
Freundlich Isotherm	$\ln q_e = \ln K_F + \frac{1}{n} \ln C_e$
Temkin Isotherm	$q_e = \frac{RT}{b} \ln K_T + \frac{RT}{b} \ln C_e$

Thermodynamic Study

The acquired experimental data from the adsorption study was employed to determine the thermodynamic parameters encircling Gibbs free energy change (ΔG), change in enthalpy (ΔH), change in entropy (ΔS), Isostatic heat of adsorption (ΔH_x), sticking probability (S^*) and activation energy (E_a).

Gibbs Free Energy	$\Delta G^\circ = -RT \cdot \ln K$	ΔH and ΔS were calculated from the slope and intercept of the plots of $\ln K$ versus $1/T$.
Isostatic Heat of Adsorption (ΔH_x)	Clausius Claperyron Equation: $\frac{d(\ln C_e)}{dT} = \frac{\Delta H_x}{RT^2}$	A plot of $\ln C_e$ vs $1/T$
Sticking Probability (S^*)	$n(1 - \theta) = \ln S^* \frac{E_a}{RT}$	Slope and intercept of $\ln(1 - \theta)$ vs $1/T$ give Sticking probability and Activation energy, respectively.

Results and discussion

Optimization of copper adsorption

The experiments designed by RSM-based Box-Behnken design are portrayed in Table 1. The influence of operational variables encircling temperature (18-38°C), pH (2-8), and adsorbent dose (4-12 g L⁻¹). The model generated for copper adsorption, illustrating the relationship between predicted response and operational variables is:

$$\text{Adsorption Efficiency} = +39.81162 - 0.217136 \text{ Temperature} + 10.27065 \text{ pH} + 1.19552 \text{ Adose} + 0.016806 \text{ Temperature} * \text{pH} - 0.020000 \text{ Temperature} * \text{Adose} - 0.057292 \text{ pH} * \text{Adose} + 0.012358 \text{ Temperature}^2 - 0.910370 \text{ pH}^2 + 0.028281 \text{ Adose}^2$$

Table 1: RSM-based Box-Behnken experiment for copper adsorption

*AMRS-Acid-Modified Rice Straw

Std. Run	Factor 1 A:Temperature	Factor 2 B:Ph	Factor 3 C:Adose	Response 1	Response 1	
				Actual Response AE-AMRS %	Predicted Response AE-AMRS %	
1	1	18	2	8	65.05	64.99
14	2	28	5	8	79.80	78.97
4	3	38	8	8	79.98	80.04
10	4	28	8	4	71.25	72.25
15	5	28	5	8	78.45	78.97
6	6	38	5	4	83.30	82.24
5	7	18	5	4	73.28	72.66
8	8	38	5	12	86.43	87.05
16	9	28	5	8	80.43	78.97
11	10	28	2	12	72.58	71.59
3	11	18	8	8	71.43	71.06
13	12	28	5	8	78.23	78.97
12	13	28	8	12	77.97	77.29
7	14	18	5	12	79.62	80.68
17	15	28	5	8	77.94	78.97
9	16	28	2	4	63.12	63.80
2	17	38	2	8	71.58	71.96

Commented [MC10]: B.pH

Analysis of Variance

ANOVA results for copper adsorption are illustrated in Table 2. The generated model was marked to be significant with an F-value of 42.77 and a p-value of less than 0.05. For copper adsorption by modified rice straw, the model terms A, B, C, A², and B² were significant. The Lack-of-Fit value was marked to be non-significant compared to pure error, possessing an F-value of 1.77 and a p-value of 0.29, reflecting that the model describes the experimental data well (Marrane et al., 2022). These inferences reflect a considerable impact of temperature, pH, and adsorbent dose on the removal efficiency of copper. The degree of model fitting was evaluated by the R-squared value. ANOVA results elucidated a high R² value of 0.98, an approximation to 1 reflecting the healthy agreement between observed and predicted values. The comparison plot to experimental results and model values is illustrated in Figure 1. The

Commented [MC11]: Italicize

intimate alignment of the data points with the linear line reflects that the RSM-based Box Behnken model adequately describes the behavior of experiments accomplished.

Table 2: Analysis of variance for RSM-based quadratic models for cadmium adsorption

Source	Sum of Squares	Df	Mean Square	F-value	p-value
Model	600.56	9	66.73	42.77	< 0.0001 significant
A-Temperature	127.33	1	127.33	81.61	< 0.0001
B-pH	100.11	1	100.11	64.16	< 0.0001
C-Adose	82.24	1	82.24	52.71	0.0002
AB	1.02	1	1.02	0.6516	0.4461
AC	2.56	1	2.56	1.64	0.2410
BC	1.89	1	1.89	1.21	0.3074
A ²	6.43	1	6.43	4.12	0.0819
B ²	282.66	1	282.66	181.16	< 0.0001
C ²	0.8621	1	0.8621	0.5525	0.4815
Residual	10.92	7	1.56		
Lack of Fit	6.22	3	2.07	1.77	0.2924 not significant
Pure Error	4.70	4	1.17		
Cor Total	611.48	16			
R ² -0.98	Adjusted R ² -0.95		Predicted R ² -0.82		Adeq precision-24.27

Commented [MC12]: Rephrase the text or accept the change as follows: ANOVA results for copper adsorption in Table 2 show the model significance with an F-value of 42.77 and p-value < 0.05. Modified rice straw adsorption had significant terms A, B, C, A², and B². Lack-of-Fit F-value was 1.77, and the p-value was 0.29, indicating the model fit well (Marrane *et al.*, 2022). Key factors are temperature, pH, and adsorbent dose affecting copper removal efficiency. Model fit assessed by R-squared value. ANOVA results showed R² = 0.98, indicating strong agreement between observed and predicted values. Figure 1 illustrates the comparison plot of experimental and model values, showing close alignment and validating the RSM-based Box Behnken model's accuracy. **Shortening this analysis of variance is needed.**

UNDER REVIEW

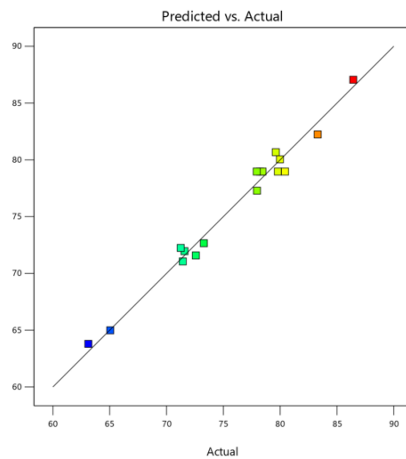


Figure 1: Comparison plot between actual observations and model values

Effect of Operational Variables

Figure 2 (a, b) represents the effect of temperature on copper adsorption efficiency. The inferences elucidated that with an increase in temperature from 18 to 38 °C, the removal efficiency of copper increased. The increased removal efficiency at elevated temperatures might ~~account be accounted~~ to the higher kinetic energy and enhanced diffusion of metal ions across boundary layers as well as adsorbent surfaces (Pan et al., 2022). Furthermore, the adsorption efficiency exhibited a decline with an increase in solution pH. The maximum copper removal was marked at a pH range of 4-6. Solution pH directly ~~is associates associated~~ with the preponderance of H⁺ ions, which compete with the metal ions for adsorption (Lecca-Caballero et al., 2023). The copper adsorption was marked to increase with an increase in adsorbent dose from 4 to 12 g L⁻¹. The increased adsorption efficiency might be accredited to the prevalence of more binding sites for metal adsorption at higher adsorbent doses.

Commented [MC13]: Italicize

Commented [MC14]: Supporting citation is required here. For example, this result is consistent with the findings of previous studies.

Commented [MC15]: Italicize

Comparable dependence has been put forward by Al-Qahtani (2016) and Al-Senani and Al-Fawzan (2018).

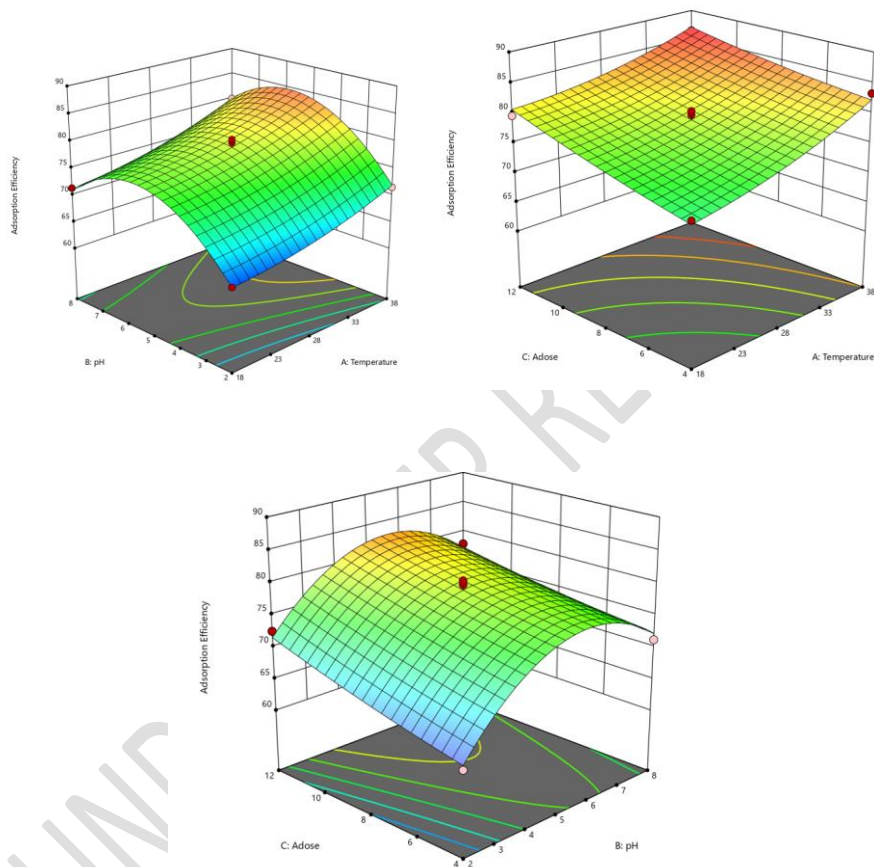


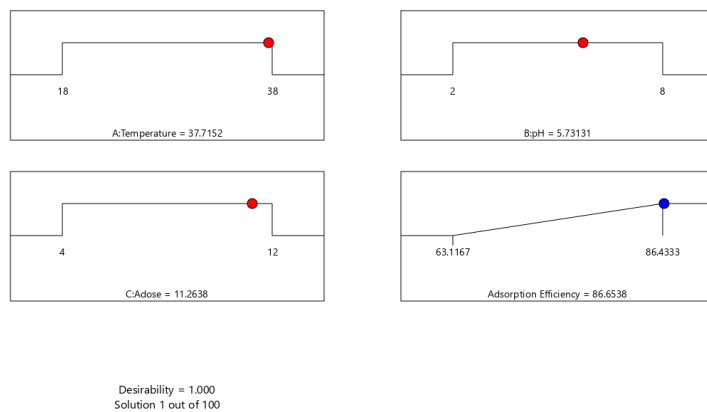
Figure 2: 3d response surface plots for copper adsorption, illustrating the effect of temperature (a, b), pH (a, c), and adsorbent dose (b, c).

Optimization using the desirability function

Numerical optimization of response surface methodology was employed to achieve a desirable solution for copper adsorption at different combinations of operational variables. Out of 100 solutions, a solution possessing high desirability was chosen. A number of solutions

with high desirability obtained for copper adsorption under varying operational parameters validate the applicability of respective adsorbents (Fertu et al., 2022). From Figure 4, it can be inferred that to attain maximum copper removal efficiency (desirability=1.00), the operational variables need to be tuned at a temperature of 37.71, a solution pH of 5.7, and an adsorbent dose of 11.26. Under these optimized conditions, the adsorption efficiency was marked to be 86.65 %. The experimental adsorption efficiency under these conditions was noted to be approximately 86.43 %, reflecting the suitability of the RSM-based Box-Behnken design.

Commented [MC16]: As indicated above



Commented [MC17]: This image needs to be more distinguishable.

Figure 3: Optimization of copper adsorption using acid-modified rice straw

Kinetic Study

Kinetic models describe the mechanism of sorption and the rate-limiting steps entailed in the adsorption process (Ebelegi et al., 2020). The inferences presented in Table 3 elucidated that pseudo-first-order and pseudo-second-order models possessed high R-squared values

Commented [MC18]: As mentioned above

(0.99) compared to other kinetic models. The q_e values predicted by pseudo-first order and pseudo-second order were closely approximated to the experimental values, suggesting that the model described the experimental data well (Bullen et al., 2021).

Commented [MC19]: As indicated previously.

Table 3: Kinetic models for the adsorption of Cu (II) on acid-modified rice straw

Operational conditions: pH-4; Temperature-38°C; Adsorbent dose-12 g L⁻¹

Model	Model Parameters	Cu (II)
Pseudo-first order kinetics	q_{exp}	4.32
	q_e	4.19
	k_1	0.052
	R^2	0.99
Pseudo-second order kinetics	q_e	4.55
	k_2	0.020
	R^2	0.99
Elovich model	α	1.17
	β	1.02
	R^2	0.98
Intraparticle diffusion	k_p	0.307
	R^2	0.83
Boyd model	R^2	0.81

Adsorption Isotherms

Adsorption isotherms reflect the amount of adsorbate retained by the adsorbent to the concentration in solution at equilibrium (Raji et al., 2023). The inferences of employed adsorption isotherms encircling Langmuir, Freundlich, and Temkin isotherms for copper adsorption are portrayed in Table 4. The correlation coefficients varied from 0.96-0.99 for copper adsorption using acid-modified rice straw. The R-squared values (goodness of fit criteria) for evaluated isotherms revealed that Langmuir isotherm best reproduced the experimental data for copper adsorption, illustrating a monolayer coverage of metal ions onto

Commented [MC20]: As indicated above.

the adsorbent surface. [Support your discussion with the results of other studies that have used these isotherms for the adsorption process, regardless of the biomass origin or heavy metal ion type. The rate constants associated with these specific isotherms should be detailed \(Table 4\). For instance, what is the significance of achieving an adsorption maximum \(\$q_{max}\$ \) of 1.142?](#)

Table 4: Adsorption Isotherms for the adsorption of Cu (II) on acid-modified rice straw

Model	Model Parameters	Cu (II)
Langmuir	q_{max}	1.142
	k_L	0.023
	R^2	0.99
Freundlich	$1/n$	0.952
	k_f	1.242
	R^2	0.98
Temkin	k_T	0.472
	b_T	6.971
	R^2	0.96

Thermodynamic Study

The negative values of ΔG reflected that the adsorption process of Cu(II) onto acid-modified rice straw is thermodynamically favorable and spontaneous. The positive values of ΔH suggested that the adsorption process is endothermic in nature. Furthermore, the negative values of ΔS indicated an increase in the randomness and disorder at the surface of the adsorbent. Similar dependence has been put forward by Manirethan [et al.](#) (2018) and Tighadouini [et al.](#) (2022).

Commented [MC21]: As indicated above.

Commented [MC22]: Same thing with the recent comment.

Table 5: Thermodynamic parameters for adsorption of Cu (II) on acid-modified rice straw

Operational conditions: pH-4 Adsorbent dose-12 g L⁻¹

Metal Ion	Temperature (K)	ΔG (KJ/mol)	ΔH (KJ/mol)	ΔS (KJ/mol)	ΔH_x (J/mol)	S^*	E_a (KJ/mol)
-----------	-----------------	---------------------	---------------------	---------------------	----------------------	-------	----------------

Cu (II)	291	-15.6190					
	301	-16.1562	14.28036	53.72257	1839.1	0.000371	15.29028
	311	-16.6934					

UNDER PEER REVIEW

Conclusion

The performance of acid-modified rice straw was appraised using the batch adsorption technique. The acid-modified rice straw was gauged for optimization of copper adsorption using RSM -based Box-Behnken design. The developed polynomial quadratic models illustrated a healthy confirmation with the experimental data at a 95% significance level. This was backed by attaining a high R-squared value ($R^2 = 0.98$), while further validation was established through analysis of variance (ANOVA), up-holding the cogency of the employed model. The optimal conditions for achieving a solution with high desirability (1.00) were marked to be a temperature of 37.71, a solution pH of 5.7, and an adsorbent dose of 11.26, marking 86.65 % of copper removal. The experimental adsorption efficiency under these conditions was noted to be approximately 86.43 %, reflecting ~~that~~ the aptness of the RSM-based Box-Behnken design.

Conclusively, it can be inferred that acid modified rice straw offers a promising low -cost adsorbent for the remediation of heavy metals in accordance with the principles of green chemistry.

Commented [MC23]: Incorporate this into your abstract.

References

- Al-Qahtani, K. M. (2016). Water purification using different waste fruit cortexes for the removal of heavy metals. *Journal of taibah university for science*, 10(5), 700-708.
- Al-Senani, G. M., & Al-Fawzan, F. F. (2018). Adsorption study of heavy metal ions from aqueous solution by nanoparticle of wild herbs. *The Egyptian Journal of Aquatic Research*, 44(3), 187-194.
- Aydar, A. Y. (2018). Utilization of response surface methodology in optimization of extraction of plant materials. *Statistical approaches with emphasis on design of experiments applied to chemical processes*, 157-169.

- Briffa, J., Sinagra, E., & Blundell, R. (2020). Heavy metal pollution in the environment and their toxicological effects on humans. *Heliyon*, 6(9).
- Bullen, J. C., Saleesongsom, S., Gallagher, K., & Weiss, D. J. (2021). A revised pseudo-second-order kinetic model for adsorption, sensitive to changes in adsorbate and adsorbent concentrations. *Langmuir*, 37(10), 3189-3201.
- Chattoraj, S., Mondal, N. K., Sadhukhan, B., Roy, P., & Roy, T. K. (2016). Optimization of adsorption parameters for removal of carbaryl insecticide using neem bark dust by response surface methodology. *Water Conservation Science and Engineering*, 1, 127-141.
- Dias, J. M., Alvim-Ferraz, M. C., Almeida, M. F., Rivera-Utrilla, J. and Sánchez-Polo, M., & (2007). Waste materials for activated carbon preparation and its use in aqueous-phase treatment: a review. *Journal of Environmental Management* 85(4): 833-846.
- Ebelegi, A. N., Ayawei, N., & Wankasi, D. (2020). Interpretation of adsorption thermodynamics and kinetics. *Open Journal of Physical Chemistry*, 10(03), 166-182.
- Fertu, D. I., Bulgariu, L., & Gavrilescu, M. (2022). Modeling and optimization of heavy metals biosorption by low-cost sorbents using response surface methodology. *Processes*, 10(3), 523.
- Hussain, A., Madan, S., & Madan, R. (2021). Removal of heavy metals from wastewater by adsorption. *Heavy metals—Their environmental impacts and mitigation*.
- Lamidi, S., Olaleye, N., Bankole, Y., Obalola, A., Aribike, E., & Adigun, I. (2022). Applications of response surface methodology (RSM) in product design, development, and process optimization. *Response Surface Methodology-Research Advances and Applications*.
- Lecca-Caballero, D., Vega-Moreno, E., Cabanillas-Chirinos, L., Diaz Del Aguila, K., Rojas-Villacorta, W., Salvatierra-Espinola, W., ... & De La Cruz-Noriega, M. (2023). An In

Vitro Study of the Effects of Temperature and pH on Lead Bioremoval Using *Serratia marcescens*. *Sustainability*, 15(19), 14048.

Manirethan, V., Raval, K., Rajan, R., Thaira, H., & Balakrishnan, R. M. (2018). Kinetic and thermodynamic studies on the adsorption of heavy metals from aqueous solution by melanin nanopigment obtained from marine source: *Pseudomonas stutzeri*. *Journal of environmental management*, 214, 315-324.

Marrane, S. E., Danoun, K., Allouss, D., Sair, S., Channab, B. E., Rhihil, A., & Zahouily, M. (2022). A novel approach to prepare cellulose-g-hydroxyapatite originated from natural sources as an efficient adsorbent for heavy metals: Batch Adsorption optimization via response surface methodology. *ACS omega*, 7(32), 28076-28092.

Pan, Y., Xiong, G., Zhou, F., Li, X., Zhang, X., & Zhang, J. (2022). Absorption of three different forms of arsenic in water by three aquatic plants and their bioremediation potential. *Materials Express*, 12(8), 1116-1125.

Raji, Z., Karim, A., Karam, A., & Khalloufi, S. (2023). Adsorption of heavy metals: Mechanisms, kinetics, and applications of various adsorbents in wastewater remediation—A review. In *Waste* (Vol. 1, No. 3, pp. 775-805). MDPI.

Tighadouini, S., Radi, S., Roby, O., Hammoudan, I., Saddik, R., Garcia, Y., ... & Mabkhot, Y. N. (2022). Kinetics, thermodynamics, equilibrium, surface modelling, and atomic absorption analysis of selective Cu (ii) removal from aqueous solutions and rivers water using silica-2-(pyridin-2-ylmethoxy) ethan-1-ol hybrid material. *RSC advances*, 12(1), 611-625.