

To study the seasonal incidence of Rice Earhead bug (*Leptocorisa oratorius*, Thunberg) in Balaghat district of Madhya Pradesh

Abstract

This study investigates the relationship between climatic factors and the population dynamics of the rice earhead bug (*Leptocorisa oratorius*) in Balaghat district of Madhya Pradesh. Through correlational analysis, we examined the associations between rainfall, rainy days, morning relative humidity (RH), evening RH, evening vapour pressure, wind velocity, maximum temperature, morning vapour pressure, evaporation, sunshine, and the prevalence of rice earhead bugs. Results indicate a negative correlation between rice earhead bug population and both rainfall and rainy days, suggesting a potential suppression effect of increased precipitation on bug abundance. Morning RH, evening RH, evening vapour pressure, and wind velocity showed non-significant negative correlations with bug population, indicating that these factors may have limited influence on bug dynamics in our study area. Conversely, a positive non-significant correlation was observed between rice earhead bug population and maximum temperature, morning vapour pressure, evaporation, and sunshine. This implies that higher temperatures and increased solar radiation may have a subtle positive effect on bug abundance, although further investigation is warranted to elucidate the underlying mechanisms. Overall, our findings shed light on the complex interplay between climatic factors and rice earhead bug dynamics, highlighting the importance of considering multiple variables in pest management strategies for rice cultivation.

INTRODUCTION

Rice, *Oryza sativa* L. (Family: Poaceae) is the most important food crop for more than two-thirds population of India and more than fifty percent of the world population. Almost 90% of rice is produced and consumed in Asian countries like China, India, Japan, Korea Republic, Srilanka, Pakistan, Bangladesh, *etc.*, (Nadaf *et al.* 2016). India is the second-largest producer of rice in the world. It is the seed of the grass species *Oryza sativa* (Asian rice) or *Oryza glaberrima* (African rice). As a cereal grain, it is the most widely consumed staple food for a large part of the world's human population, especially in Asia and Africa. It is the

agricultural commodity with the third-highest worldwide production after sugarcane and maize. Since the onset of the green revolution in the country, there has been a constant increase in productivity but there is also an increase in the number of insect pests and also a concomitant shift in their pest status intensity, diversity, and spread in rice.

The United States Department of Agriculture estimates that the World Rice Production 2020-21 will be 503.17 million metric tons, around 1.97 million tons more than the previous month's projection. Rice Production last year was 496.40 million tons. This year's 503.17 estimated million tons could represent an increase of 6.77 million tons or 1.36% in rice production around the globe (World Agricultural Production.com). India's rice production is estimated at a record 102.36 million tonnes in the Kharif season of 2020-21 crop year on the back of good monsoon rains and acreage, according to government data (Bloomberg | Quint).

More than 100 species of insects have been recorded as a pest of rice, of which about a dozen are of significance in India. Major insect pests of rice viz., *Scirpophaga incertulas* (Walker), *Nilaparvata lugens* (Stal), *Sogatella furcifera* (Horváth), *Cnaphalocrocis medinalis* (Guenée), *Nymphula depunctalis* (Guenée) *Orseolia oryzae* (Wood-Mason), *Leptocorisa acuta* (Thunberg).

Among these major insect pests, the rice earhead bug, *Leptocorisa acuta* (Thunberg) also known as “gundhi bug” is one of the serious sap-sucking pests of paddy (Hashmi *et al.* 1983). Both the nymphs and adults suck the sap from developing grains during the milking growth stage and thus make them fragmentary or entirely chaffy. The panicle is completely shattered and becomes white-colored under grievous infestation at the growing stage (Israel and Rao 1961). They feed on developing (milk stage) grains reducing crop quality and sometimes yield. Their feeding activity can result in partially filled or empty grains. Eggs are circular, brownish seed-like laid in clusters in two rows along the midrib on the upper surface of the leaf blade. Nymphs are pale green and adults are greenish-yellow, long and slender, above ½ inch in length with a characteristic buggy odour. Both adults and nymphs do the damage.

The pest appears on rice just before the flowering stage and continues until panicles ripen. Both nymphs and adults suck the juice from grains in the milky stage, also from peduncle, leaves, and stem causing shrivelled and chaffy grains, and the feeding site favors the development of sooty mould which cause considerable loss in the yield which is

sometimes rich up to 30% (Tiwari *et al.*, 2014). Heavy infestation can result in 80% (Maharashtra) or total (Malaysia) loss of the crop (Schaefer and Panizzi, 2000). It is estimated that *L. oratorious* may damage 6.4 to 7.7 rice grains/day/adult when released in caged rice plants with the panicle at the flowering stage (Schaefer and Panizzi, 2000). Interestingly wild rice is served as an alternate host for earhead bugs. Environmental factors like relative humidity, temperature, rainfall, etc., have a direct effect on insect pest population development and their reproduction. Rainfall is not only important for survival but also disposal of the insect population (Sharma et al. 2018). Keeping given the above, the present study was undertaken to evaluate the effect of environmental factors against rice earhead bug on rice.

MATERIAL AND METHODS

The research entitled “To study the seasonal incidence of Rice Earhead bug (*Leptocorisa acuta* (Thunberg) in Balaghat district”. at College of Agriculture, Murjhad Farm, Waraseoni, Balaghat Madhya Pradesh. For Seasonal incidence of rice earhead bug population counts in terms of nymph and adult were taken in the rice variety MTU-1010, at randomly selected 10 plants in the field. The observations were recorded at weekly intervals by sweeping insect collecting net five times across the crop from randomly selected 20 spots of one square meter from the selected field and the number of nymph and adults of rice earhead bugs will be counted. It will initiate after panicle initiation and will be taken up to the maturity of the crop.

Table 1. Weekly meteorological data during the experimentation period i.e. (June 2020 to November 2020) at Balaghat District

Week No.	Dates	Max.Temp.(°C)	Min. Temp.(°C)	Rain-fall(mm)	Rainy days (No.)	Relative Humidity(%)		Vapour Pressure(mm)		Wind Velocity (Kmph)	Evaporation (mm)	Sun shine (hours)
						Morn.	Eve.	Morn.	Eve.			
31	30-05 July	33.3	26	23.6	2	89	69	23.9	24.8	5.9	26.7	3.3
32	06-12Aug	30.5	25.5	81.6	3	92	77	23.3	24.3	7.1	22.9	1.5
33	13-19 Aug	28.4	25.1	71.2	4	93	86	22.8	23.8	10.4	13.9	0.5
34	20-26 Aug	31	25.5	29.8	3	89	74	23	23.2	7.8	19.9	2
35	27 Aug-02 Sept	29.8	24.6	235.8	4	93	75	22.6	22.9	8.2	19.9	3.7
36	03-09 Sept	32.9	26	8	2	91	74	24.3	24.8	3	22.5	4.9
37	10-16 Sept	33.2	26	64	2	91	67	24.2	23.4	3.4	24.6	6
38	17-23 Sept	32.7	25.8	16.4	2	89	71	23.1	24.5	2.9	19.5	3.6
39	24-30 Sept	32.8	25.3	0	0	90	59	22.9	20.4	5.1	24.1	5.3
40	01-07Oct	31.8	25	12.8	1	90	63	22.3	21.6	2.6	20.5	4

41	08-14 Oct	32.5	25.3	0	0	90	66	23	22.6	4.4	22.4	5
42	5-21 Oct	31.9	24.4	7	1	90	60	22.4	20.4	5	23.3	6.5
43	22-28 Oct	32.6	20.1	0	0	87	35	16.8	12.7	2.1	24.1	8
44	29-04 Oct	31.8	17.4	0	0	82	30	14	10.3	2.2	24.9	7.6
AVG		32.4	20.7			84	49	17.5	16.5	4.5		5.9

UNDER PEER REVIEW

Result & Discussion:-

Species of Rice Earhead bug(*Leptocorisa acuta*, Thunberg) was recorded on the crop 18 days after transplanting and remained active until 1 November 2020. During the study period, relatively good earhead bug populations were observed. The data presented in Table 2 showed that the highest incidence of earhead bug occurred in 41st week 16.50 was followed by 39th week 11.00 and 40th week 9.50 showing the highest incidence of gundhi bug in rice crop. A declining trend was observed in the incidence of gundhi bug after peak incidence and reached its lowest population in 44th week. Minimum incidence of gundhi bug was in 34th week 0.25.

Table 2 :-Seasonal Incidence of Earhead Bug on Rice at Murjhad Farm, COA, Balaghat

Standard Week	Period	Crop age (days)	Crop stage	Mean Earhead bug / hill
31	26 July – 2 Aug.	35	Tillering	0.00
32	3 Aug. – 9 Aug.	45	Tillering	0.00
33	10 Aug. – 16 Aug.	52	Tillering	0.00
34	17 Aug. – 23 Aug.	60	Panicle initiation	0.25
35	24 Aug. – 30 Aug.	65	Panicle initiation	0.50
36	31 Aug. – 6 Sept.	72	Panicle formation	1.50
37	7 Sept. – 13 Sept.	79	Flowering	4.00
38	14 Sept. – 20 Sept.	86	Flowering	5.75
39	21 Sept. – 27 Sept.	92	Flowering	11.00
40	28 Sept. – 4 Oct.	97	Milking	9.50
41	5 Oct. – 11 Oct.	105	Milking	16.50
42	12 Oct. – 18 Oct.	112	Milking	5.75
43	19 Oct. – 25 Oct.	120	Dough	3.50
44	26 Oct. – 1 Nov.	125	Dough	2.75

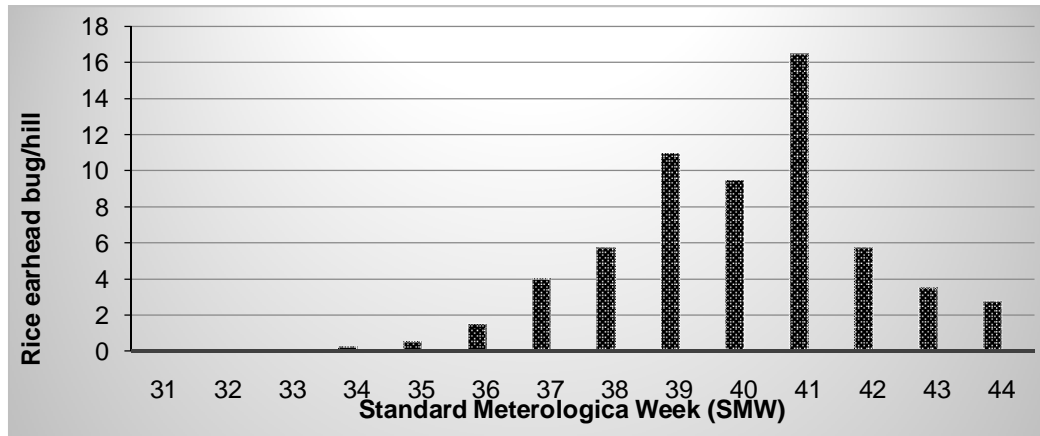


Fig 1. Seasonal Incidence of Earhead bug on Rice at Murjhad Farm, COA, Balaghat

UNDER PEER REVIEW

Table 3. Correlation coefficient of Rice Earhead Bug population and weather parameters

Meteorological Parameters		Correlation coefficient
Max. Temp. (°C)		0.40 NS
Min. Temp. (°C)		0.07 NS
Rainfall (mm)		-0.42*
Rainy days		-0.68**
Relative Humidity (%)	Morning	-0.07 NS
	Evening	-0.21 NS
Vapour Pressure (mm)	Morning	0.04 NS
	Evening	-0.08 NS
Wind Velocity (km/h)		-0.41 NS
Evaporation (mm)		0.13 NS
Sunshine (hours)		0.34 NS

* = significant at 5% level of significance

** = significant at 1% level of significance

NS= Non-Significant

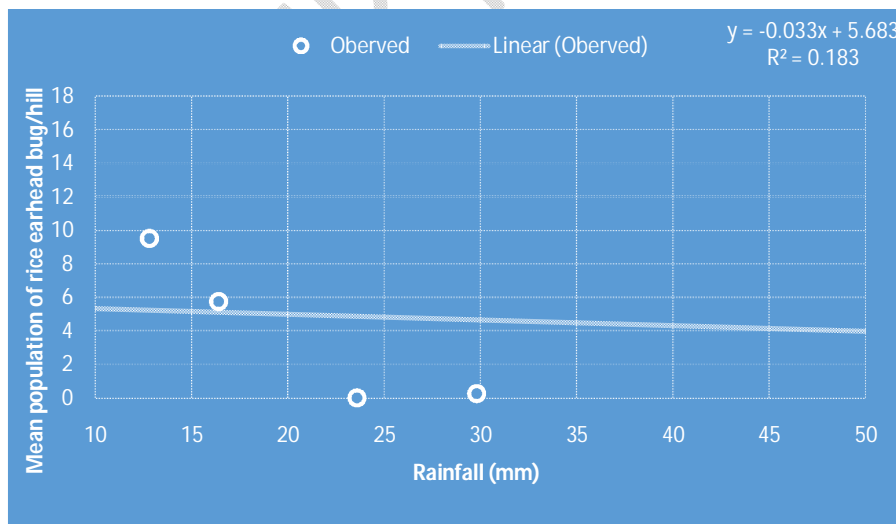


Fig 2. Regression of rainfall (mm) on rice earhead bug infesting rice

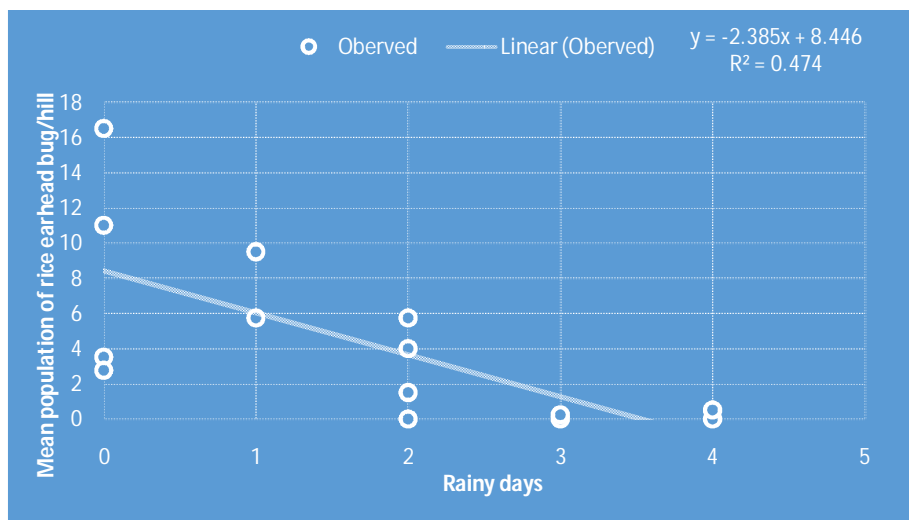


Fig 3. Regression of rainy days on rice earhead bug infesting rice

During the July to November months, the earhead bug population ranged from 0.00 to 16.50 with three leaves per plant. The initial occurrence of earhead bug with a mean population of 0.25, was observed on 17 August. The population then gradually increased and on the 2nd week of October reached its peak of 16.50 earhead bugs/hill. Thereafter the decline trend was observed in the earhead bug population and reached its lowest level during November 2.75 earhead bugs/hill. This study is in conformity with earlier findings made by Girish *et al.* (2012), that the pest appeared during reproductive stage of crop, but on the other hand Parwez *et al.* (2012) reported that the activity of pest started from 15th week of age of crop and remained infested throughout the crop period. Kalita *et al.* (2015) reported that in the first week of November the crop attained milking grains, then the pest population reached its peak. Bhattacharjee and Ray (2009) who reported maximum population levels and heavy infestation of gundhi bug in September-October in rice in Barak valley of Assam. Similar results were found with Girish *et al.* (2012) observed gundhi bug population appeared during reproductive phase of the crop. Shitiri *et al.* (2014) reported the incidence of ear head bug was observed from 60 days after transplanting till harvest. Sulagitti *et al.* (2017) reported gundhi bug was first observed during 2nd week of September and its activity gained peak during the third week of September and reached highest level during 4th week of October. Similar pattern of incidence was observed by Kalita *et al.* (2015) and Pathak (1977) had observed gundhi bug population was found maximum when the crop attained the milky stage.

The rice earhead bug showed negative correlation with rainfall and rainy days and a non-significant negative correlation with morning RH, evening RH, Evening vapour pressure and Wind velocity. Further, a positive non-significant correlation was observed with

maximum temperature, maximum temperature, morning vapour pressure, Evaporation and sunshine. These results were in close conformity with the results obtained by Roshan and Raju (2017) who reported a negative correlation of weather factors with pest population. Whereas Kalita *et al.* (2015) reported a positive non-significant correlation with maximum temperature.

CONCLUSION

During the July to November months, the earhead bug population ranged from 0.00 to 16.50 with three leaves per plant. The initial occurrence of earhead bug with a mean population of 0.25, was observed on 17 August. The population then gradually increased and on the 2nd week of October reached its peak of 16.50 earhead bugs/hill. Thereafter the decline trend was observed in the earhead bug population and reached its lowest level during November 2.75 earhead bugs/hill.

The rice earhead bug showed negative correlation with rainfall and rainy days and a non-significant negative correlation with morning RH, evening RH, Evening vapour pressure and Wind velocity. Further, a positive non-significant correlation was observed with maximum temperature, maximum temperature, morning vapour pressure, Evaporation and sunshine.

REFERENCES

- Bisen, D., Bisen, U., & Bisen, S. (2017). Studies on major insect pests of rice crop (*Oryza sativa*) at Balaghat district of Madhya Pradesh. *Journal of Entomology and Zoology Studies*, 7(2), 625-629.
- Chaudhary, S., & Raghuraman, M. (2014). Impact of chitin synthesis inhibitor on brown planthopper (bph), *Nilaparvata lugens* (Stal.) and gundhi bug, *Leptocorisa acuta* (Thunberg) in rice. *International Journal of Plant Protection*, 7(2), 369-372.
- Deshwal, R., Sachan, S. K., Singh, G., Singh, D. V., Singh, G., & Chand, P. (2017). Seasonal abundance of insect pests associated with paddy crop in western plain zone of Uttar Pradesh. *Journal of Entomology and Zoology Studies*, 7(3), 1347-1350.

- Ghule, S. D., Patel, K. G., & Pandya, H. V. (2005). Seasonal incidence of rice earhead bug (*Leptocorisa acuta*, Thun.) of paddy in South Gujarat. *Insect Environment*, 14(1), 37-39.
- Girish, V. P., Hegde, M., Hanamaratti, N. G., & Balikai, R. A. (2012). Population dynamics of leafhopper, grasshopper, horned caterpillar and ear head bugs under different planting methods of rice ecosystem. *Journal of Experimental Zoology, India*, 15(2), 451-454.
- Girish, V. P., & Balikai, R. A. (2015). Efficacy of botanicals, biopesticides and insecticide molecules against ear head bug, *Leptocorisa acuta* (Thunberg) and in paddy and their effect on yield. *Journal of Experimental Zoology, India*, 18(2), 943-946.
- Gupta, K., Kolhekar, S., Paikra, M., & Nidhi. (2019). Cost benefit ratio for the management of rice gundhi bug, *Leptocorisa acuta*, (Thunberg) under field condition. *Journal of Pharmacognosy and Phytochemistry*, 2, 219-221.
- Kalita, H., Avasthe, R. K., & Ramesh, K. (2015). Effect of weather parameters on population buildup of different insect pests of rice and their natural enemies. *Indian Journal of Hill Farming*, 28(1), 69-72.
- Khare, V., Prakash, Ravi, Sneha, Gautam, & Kunal. (2020). Effect of abiotic factors on the population dynamics of paddy earhead bug, *Leptocorisa oratorius* F. *Journal of Entomology and Zoology Studies*, 8(6), 157-160.
- Mohanta, P., Raju, S. V. S., & Giri, G. S. (2020). Influence of environmental factors on seasonal incidence of sucking pests of rice. *Journal of Pharmacognosy and Phytochemistry*, 9(3), 822-825.
- Parwez, A., Singh, S. K., Shankar, T., Singh, P. K., & Singh, S. S. (2012). *Leptocorisa vericornis* weather relationship studies in Boro rice. *Journal of Interacademia*, 16(2), 274-277.
- Pathak, M. D. (1968). Ecology of common insect pest of rice. *Annual Review of Entomology*, 1, 257-294. <https://doi.org/10.1146/annurev.en.13.010168.001353>
- Pathak, M. D. (1977). Defense of the rice against insect pests. *Annual New York Academic Sciences*, 287-295.

- Rai, A. B., Singh, J., & Rai, L. (1990). Evaluation of Gandhi bug, *Leptocorisa varicornis* (F.) damage in rice. In International Symposium on Rice Research, Hyderabad, India.
- Rothschild, G. H. L. (1970). Some notes on the effects of rice ear-bugs on grain yields. *Tropical Agriculture*, 47(2), 145-149.
- Sands, D. P. A. (1977). The biology and ecology of *Leptocorisa* (Hemiptera) in pupae New Guinea, *Research Bulletin*, 19, 104.
- Sharma, K., Raju, S., & Roshan, D. (2019). Effects of environmental factors on population dynamics of rice earhead bug and their management with newer insecticide combinations and sole insecticide. *Bangladesh Journal of Botany*, 48(4), 973-979. <https://doi.org/10.3329/bjb>.
- Shitiri, A., Jamir, I. T., & Neog, P. (2014). Effect of cultivars and botanicals on the incidence of major insect pests in lowland rice. *International Journal of Bio-resource and Stress Management*, 5(1), 58-63.
- Shyamrao, I. D., Raghuraman, M., Kumar, A., & Gajbhiye, R. (2016). Population dynamics and management of gundhi bug, *Leptocorisa acuta* (Thunberg) in rice ecosystem. *Journal of Experimental Zoology, India*, 23(2), 1829-135.
- Sugimoto, A., & Nugaliyadde, L. (1995). Relation between population density of the rice bug, *Leptocorisa oratorius* Fabricius (Heteroptera: Alydidae), and damage of rice grains. *JIRCAS*, 2, 59-64.
- Sulagitti Arjun., Raghuraman M., Reddy M. S., & Kumar S. (2014). Seasonal variation in major insect pest incidence on rice and impact of various abiotic factors on their incidence under Varanasi conditions. *Journal of Entomology and Zoology Studies*, 5(3), 1060-1063.
- Suwat, R. (1994). Seasonal occurrence of the rice bug, *Leptocorisa* spp. on recommended rice varieties. *Journal of Applied Ecology*, 15(2), 127-135.
- Takeuchi, H., Watanabe, T., Ishizaki, M., Oku, S., Yasuda, T., Tachibana, S. I., Akamatsu-Okutani, Y., & Suzuki, Y. (2005). Population dynamics of rice bug, *L. chinensis* Dallas (Hemiptera: Alydiadae), Japanese. *Journal of Applied Entomology and Zoology*, 49(4), 237-243.

Venkatesh, H., Pradeep, S., Sridhara, S., & Naik, M. I. (2006). Incidence of rice earhead bug, *Leptocorisa oratorius* (F.) (Hemiptera: Alydidae) in Bhadra command area and effect of its feeding on grain damage. *Environment and Ecology*, 27(2), 708-712.

UNDER PEER REVIEW