

Original Research Article

Enhancement of Chicken Breast Shelf-Life Using Gondhoraj (Citrus hystrix) Zest Edible Wrap: Physicochemical, Antioxidant, and Antibacterial Properties

ABSTRACT:

Aims: The study aims to evaluate the physicochemical, antioxidant, and antibacterial properties of Gondhoraj (Citrus hystrix) essential oil (GPO) incorporated into a starch-based edible film (GF) for packaging chicken breast meat to enhance safety and shelf life.

Study Design: Active packaging films were formulated with GPO concentrations of 0.2%, 0.4%, and 0.8% (v/v) in pre-film forming starch solution.

Place of Study: Department of Food Technology, Guru Nanak Institute of Technology, Kolkata.

Methodology: Films were created using the casting technique. Opacity and light barrier properties were measured via light absorption between 200 and 800 nm. Moisture content, antibacterial, and antioxidant properties were assessed. The coliform count in chicken meat packed with GF was evaluated.

Results: GF demonstrated lower water solubility ($0.068 \pm 0.09\%$ - $0.090 \pm 0.00\%$) compared to the control starch film and greater opacity (3.150 ± 0.03 - 8.924 ± 0.09) with light absorption between 200 and 800 nm. Antioxidant activity, measured by DPPH and ABTS+ assays, was $70.36 \pm 2.48\%$ and $83.78 \pm 0.54\%$, respectively. After refrigeration at $4^{\circ}\text{C} \pm 1$ hour, the chicken sample with GF had the lowest coliform count (4.88 ± 0.06 CFU/g) compared to the uncoated sample. After 7 days of refrigerated storage, the moisture content noted was (91.18 ± 0.17)

Conclusion: The shelf life study revealed no significant difference ($p < 0.05$) in organoleptic qualities between coated and uncoated chicken samples. Thus, GF exhibits strong antibacterial and antioxidant properties, enhancing the nutritional quality and prolonging the shelf life of chicken meat during refrigeration.

Keywords: Antibacterial properties, Chicken Breast, Edible Packaging, Gondhoraj Peel, Shelf-life

INTRODUCTION:

The crucial function that essential oils (EOs) play in food as natural preservatives has led to intensive research on their antimicrobial and antioxidant properties. EOs are the bioactive ingredient found in active packaging, such as antimicrobial packaging, and they have greater efficacy in reducing pathogens in perishable goods [1]. Essential oils (EOs) and their components, including minor compounds, contribute to their biological properties, such as antimicrobial and antioxidant activities. These properties make EOs useful for extending food shelf-life by reducing microorganisms and lipid oxidation, and can be achieved by adding EOs directly to food or incorporating them into food packaging [2]. Antimicrobial (AM) packaging systems can be either migrating or non-migrating. Migrating systems release the AM agent from the packaging into the food, useful when direct contact isn't necessary. Non-migrating systems have the AM agent immobilized in the material, requiring direct contact with the food for effectiveness [3]. The main components of the steam-distilled *Citrus hystrix* oils peels from Selangor, Malaysia were limonene (19.8%), citronellal (7.8%), β pinene (16.8%), sabinene (35.2%), and α pinene (3.1%). However, according to study, the compounds that were gathered from northwest Thailand included limonene (34.32%), β -pinene (17.4%), terpinen-4-ol (10.20%), α -terpineol (8.76%), α -pinene (3.59%), and sabinene (1.59%) [4]. Compared to Gondhoraj leaf oil and twig oil, fresh fruit peel contains the highest levels of antioxidant and antibacterial activity. This is because, in comparison to leaf and twig oils, fruit peel oil has a larger concentration of monoterpene hydrocarbons (pinene, sabinene, myrcene, and limonene) [5]. The highest DPPH antioxidant and antibacterial activity against *Escherichia coli* is actually seen in fruit peel oil, which has a far lower citronellal concentration than leaf oil [6]. One of the newest applications of antimicrobial chemicals integrated in packaging materials to inhibit bacteria development is active packaging [7]. Various studies have shown that incorporating Citrus rinds as powder or as EOs into food products may enhance the food's quality without negatively affecting the sensory attributes when added at the right amount.

According to prior studies, starch is a great example of a polysaccharide that can be used because of its ability to build an oxygen-permeability-low, colourless, and odourless polymer matrix [8]. According starch has the capacity to build a colorless, odorless polymer matrix with minimal oxygen permeability, hence it is useful [9]. The starch-based film exhibits favorable characteristics such as homogeneity, flexibility, transparency, and rapid biodegradability[10]. In biodegradable film production, starch is a

viable raw material because it may be utilized without any preliminary processing and with or without the inclusion of plasticizers, and can be obtained with ease employing the casing method, serving as active ingredient carriers [11]. Given the importance of packaging for sustainable food consumption, the world's plastic production rose by 4.2% between 2015 and 2016 to 335 million tons [12]. However, a significant portion of plastics are non-biodegradable and persist in the environment for a long time [13]. In order to solve this issue and provide the best packaging solution to help reduce food losses and the accumulation of plastic, ingenious sustainable packaging is crucial [14].

According to statistics, the amount of chicken meat consumed worldwide in 2017 was 110 million tonnes [14]. Over the next ten years, it is anticipated that the production of poultry meat will reach a target of 134.5 million tonnes [15]. The two main variables that affect the quality of chicken meat are lipid oxidation and microbiological contamination. Cross-contamination is the process through which food-borne viruses spread from the surface to the other portions of the chicken flesh [16]. As a result, concerns about the safety and quality of chicken meat are increasing throughout the whole supply chain. The development of bio-based active packaging with antimicrobial compounds has the potential to reduce adverse environmental impacts and provide protection against food microbiological contamination [17].

It was suggested that plant essential oils could serve as natural alternatives to improve safety and extend the shelf life of poultry meat. The Gondhoraj lime is utilized in South Asian cuisines to enhance the flavour of traditional meals. There are numerous uses for gondhoraj and its peel, including flavoring cuisine, preserving food, and traditional medicine. Additionally, Australia, Brazil, Hong Kong, Thailand, and the United States of America use it as an ornamental plant [18]. However, there is still not much data in the literature about the application of Gondhoraj Peel essential oil (GPO) in food matrices despite its bioactivity actives. Therefore, the primary objectives of the study were to assess the physicochemical, antioxidant, and antibacterial characteristics of GPO added to a starch-based edible film (GF) for packaging chicken meat during refrigeration.

2. MATERIALS AND METHODS

GPO Infused Starch Based Active Packaging

2.1. Extraction of Peel Oil from Gondhoraj

As stated in the earlier work, the GPO integrated into the starch-based edible film was extracted using hydro distillation method [19]. With a commercial slicer (Tupperware MandoChef, Florida, US), Gondhoraj Peel (GP) was cut into small pieces of around 0.5–1 cm. To attain +10% moisture content, the GP was lyophilized using a freeze-dryer (VirTis Genesis 25 Pilot Lyophilizer, New York, US) at -50°C for 96 hours. For additional extraction, dried sliced TGI was ground into a powder using a grinder (RongTsong Precision Technology, Taichung, Taiwan) and sieved through a mesh with a diameter of 1000 μm . Approximately 200 g/run of TGI powder were stored in a filter for the hydro distillation process in a lab scale. The essential oils isolated were collected in 2 ml Eppendorff (EP) tubes, dehydrated over anhydrous sodium sulphate (Na_2SO_4). Thereafter, the essential oils were taken in fresh EP tubes and preserved with proper sealing.

2.2 Formulation of The Edible Casing or The Film Forming Solution (FFS)

The films were made by casting a solution that was slightly altered from an earlier process (Medina Jaramillo et al., 2015). In order to make the film-forming solution (FFS), distilled water was used to dissolve 3% (w/v) starch powder (Chemiz, Selangor, Malaysia). The starch was then heated to 90°C for 30 minutes in order to ensure gelatinization. As a plasticizer, glycerol was added at a concentration of 0.3% (w/v) in relation to the starch. The highest additive doses needed to produce a homogenous FFS were found through preliminary testing. Carrageenan, an emulsifier, at 25% (0.2% v/v of EO) to ensure the uniform distribution of oil throughout the FFS. Following the addition of GPO at concentrations of 0.2%, 0.4%, and 0.8% (v/v), all ingredients were combined and homogenised at room temperature (27°C) using an IKA Ultra-Turrax T8 homogenizer (IKA, Königswinter, Germany) running at 20,000 rpm for two minutes. The FFS was constantly stirred to eliminate air bubbles. A 14 x 14 cm^2 polycarbonate Petri dish plate with a 40 mL volume of the FFS was spread out and let evaporate for 48 hours at 27°C and $45 \pm 5\%$ relative humidity (RH) in the dark in tray dryer as shown in fig 1. A similar control film was made without GPO. Prior to testing, the films were kept in a humidity room at $45 \pm 5\%$ RH and $25 \pm 2^{\circ}\text{C}$.

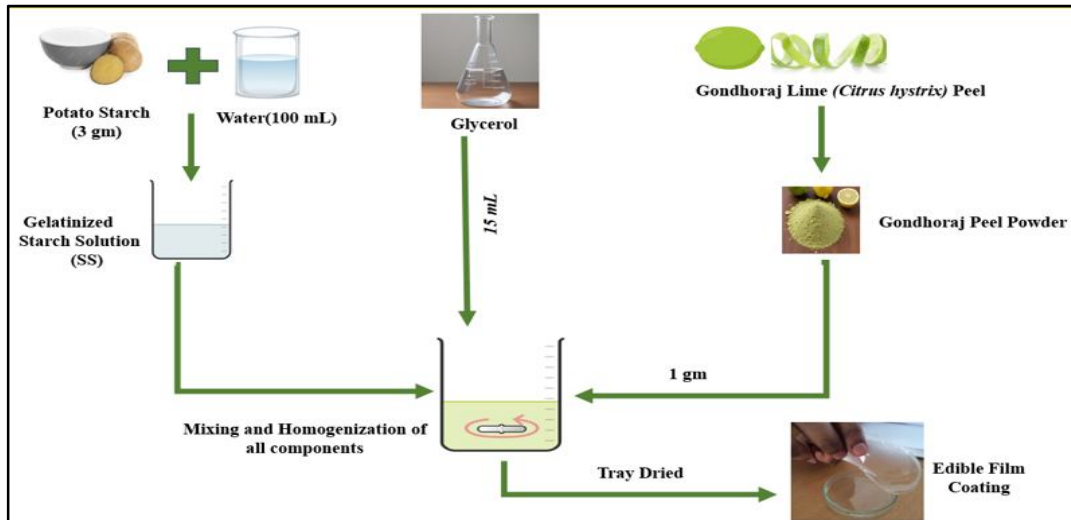


Fig 1: Formulation of The Edible Casing or The Film Forming Solution (FFS)

2.3 Physical Characteristics of the Film

2.3.1 Thickness of film

The average film thicknesses of the preconditioned samples were determined at 10 random locations on the film using a hand-held digital micrometre (Mitutoyo Co., Kawasaki, Japan) with a sensitivity of 0.001 mm [20]

2.3.2. Mechanical Properties

According to Iwata et al. (2000), the mechanical properties were tested using an Instron 4302 Series IX Machine (Instron Co., Massachusetts, USA). This machine allowed for the measurement of Young's modulus (MPa), tensile strength (MPa), and elongation at break (%). Samples of preconditioned film were divided into 2x9 cm² strips. Every strip was evaluated at a crosshead speed of 30 mm/min after being clamped at the top and bottom with an initial grip spacing of 30 mm [20].

2.3.3 Transmission of Light and Opacity

The films' light barrier characteristics were evaluated through the use of a Genesys 10 UV-Vis spectrophotometer (Thermo Fisher Scientific, Wisconsin, USA) to measure light absorption at wavelengths ranging from 200 to 800 nm [21]. After being cut to 1x4 cm², preconditioned film strips were put into a UV cuvette and the spectrophotometer was used to measure the absorbance values directly. Equation 1 was used to determine the films' opacity and light transmission (%) [22]

$$\text{Opacity} = \frac{A_{600}}{x} \quad (1)$$

where x = average film thickness (mm) and A = absorbance value of the film at a wavelength of 600 nm.

2.3.4. Solubility of Films in Water

The film's water solubility has been evaluated using the method [23]. After being sliced into 4x4 cm² pieces, the films were oven-dried for 24 hours at 100°C. Before the dried samples were immersed in 50 mL of distilled water in a beaker for an entire day, the initial dry mass was noted. Following the soaking period, the films underwent another 24-hour oven drying at 100°C, and the final dry mass was calculated by Equation 2. [21].

$$\text{Solubility (\%)} = \frac{W_i - W_f}{W_f} \quad (2)$$

Where W_i = initial dry weight and W_f = final dry weight.

2.3.5. Antioxidant Properties of Film

2.3.5.1. DPPH radical scavenging assay of the film

It has been reported that the films were divided into small pieces and that 25 mg of the samples were dissolved in 3 mL of ethanol [20]. The film's antioxidant activity was then examined in the resultant combination. With a few minor adjustments to the sample preparation combination, the DPPH (2,2-diphenyl-1-picrylhydrazyl) radical scavenging experiment was carried out in accordance with earlier procedures [24]. Equation utilised to compute the DPPH value after the absorbance was measured at 517 nm using a microplate reader (PowerWave x 340, Bio-Tek Instruments, USA) as showed by [25].

2.3.5.2 ABTS + scavenging activity of the film

With certain slight modifications, the ABTS + scavenging activity of the film was evaluated using the methodology described by Seiquer et al. (2015). To be more precise, 990 µL of diluted ABTS + solution was added to a 96-well microplate after 10 µL of the disintegrated film samples. The plate was incubated at room temperature for six minutes in the dark. Equation 5 was utilised to compute the percentage of ABTS + scavenging activity using the measured value of absorbance at 734 nm.

2.4 Chicken meat samples Packaged with GF

With very few modifications, active packaging films were used for wrapping samples of chicken meat in accordance with Farhan and Hani (2020). We acquired both pre-packaged and freshly cut chicken

meat from Koley market in Kolkata, India. The meat was aseptically diced into cubes weighing 30 ± 3 g. The samples of chicken meat were separated into four groups: pre-packaged chicken meat from the market (MF), packaged with GPO incorporated starch-based film (GF), packaged with a starch-based control film (SF), and Without film (WF). For a maximum of seven days, all samples were kept at a refrigerated temperature ($3^{\circ}\text{C} \pm 1$) and relative humidity ($80\% \pm 2$), with daily quality assessments conducted on days 0 to 7.

2.4.1. Physiochemical Analysis of Chicken Breast

2.4.1.1. Moisture Content of Chicken Breast

According to AOAC METHOD, 1990, the moisture content of all the samples of chicken breast has been determined in this present study.

2.4.1.2. pH of Chicken Breast

For each procedure and storage day, the pH of the chicken meat sample was measured (Wazir et al., 2019). After homogenising the chicken sample pieces for one minute with distilled water (1:10), the homogenate's pH was determined with a digital pH metre (Seven Compact, Mettler Toledo, USA).

2.4.1.3. Coliform count

Samples of 10 g of chicken flesh were homogenised in 90 mL of sterile 0.1% peptone water (Merck, Darmstadt, Germany) after being aseptically removed from the packaging films. After homogenization, the samples were serially diluted using a 0.1% peptone water solution at a ratio of 1:10. Spreading 100 μL of the diluted material onto plate count agar (PCA) and incubating it for 24 hours at $37 \pm 1^{\circ}\text{C}$ yielded the total plate count (TPC). In microbiological counts, colony forming units (CFU/g) were expressed as \log_{10} values. A repeat analysis of every storage condition was conducted for microbial counts.

2.5. Statistical Analysis

The data were represented as mean \pm standard deviation (SD) and were analysed using the Minitab statistical programme (Minitab 21.0, Minitab Incorporation, USA). An analysis of variance was performed to determine the significance ($P=0.05$) of the differences within means (ANOVA).

3. RESULT AND DISCUSSION

3.1. Physical Characteristics of the film

3.1.1. *Thickness of Film*

The properties of film-forming dispersions and films are considerably changed when essential oils (EOs) are added. A preliminary investigation showed that a starch-based film-forming solution becomes more fragile and difficult to handle when more than 0.8% of GPO is added. This is due to the fact that increased GPO concentrations have an impact on stability, size distribution, and particle size [26]. Although essential oils are generally accepted as safe (GRAS), larger amounts are not recommended because there is little research on the chemical interactions of GPO. In order to obtain significant bioactivity and physicochemical characteristics, a concentration range of 0.1% to 0.8% (w/v) is recommended.

Several essential oils have been included into biopolymer films in earlier research. For instance, fennel and cinnamon bark essential oils were added to cassava starch films at corresponding quantities of 0.05% to 0.30% (v/v) [27]. Furthermore, fish gelatin films containing *Morindacitrifolia* oil were employed at concentrations ranging from 1% to 3% [20]. These experiments demonstrate how essential oils can improve the performance of biodegradable films; however, in order to prevent the integrity of the film from being compromised, attention must be taken in determining the precise interactions and optimum concentrations. Fig. 2 shows that the film thickness of the Gondhoraj peel based essential oil (GPO)-infused starch-based film and the control film does not differ significantly ($p=0.05$). Furthermore, compared to the control film thickness of 0.099 ± 0.01 mm, increasing the GPO concentration from 0.1% to 0.8% causes the film thickness to grow from 0.103 ± 0.01 mm to 0.112 ± 0.01 mm. Green tea and palm oil-infused cassava starch films showed a comparable increase in thickness with increasing oil concentrations [25].

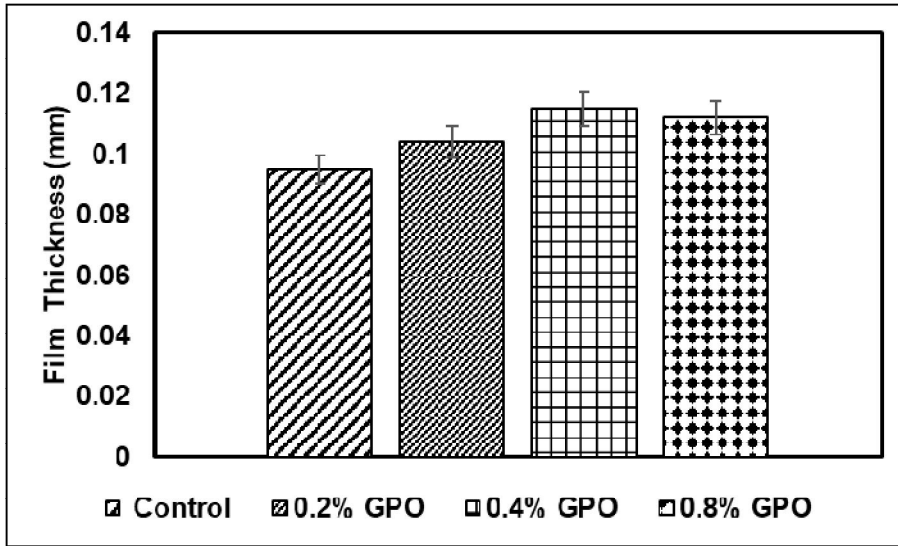


Fig 2: Effect on film thickness of active packaging film after inclusion of GPO in starch film at different concentration in starch film

Mean \pm S.E.M = Mean \pm Standard Error of means of three experiments

3.1.2. Mechanical Properties of the Film

Tensile strength (TS), which may be determined with a universal testing machine, is an essential property that characterizes the mechanical properties of composite materials, like films [28]. Adding essential oil will significantly improve the mechanical characteristics and processing ability of starch sheets. Fig 3 shows that the films' TS varied between 0.14 ± 0.02 MPa and 0.63 ± 0.02 MPa. The film containing 0.2% gondhoraj peel essential oil (GPO) exhibited a reduced tensile strength (TS) in comparison to the control film. In a prior investigation, it has been discovered that the TS value of wheat starch film was lowered by the addition of lemon essential oil [29]. The films' Young's modulus (YM) increased by up to 0.4% with the addition of GPO, ranging from 0.351 ± 0.03 MPa to 2.915 ± 0.05 MPa. Nevertheless, a detrimental effect on YM was noted at 0.8% GPO. The rise in the volumetric share of grain borders and triple junctions, as well as the elastic deformation of grain boundaries, are responsible for the decrease in YM [30]. Since more flexible materials have lower elasticity modules and stiffer materials have higher ones, TGIEO starch-based films displayed greater YM values than the control Young's modulus, which measures the force of interatomic bonding, is largely determined by the chemical composition of the material and just somewhat by its microstructure morphology. It represents a material's relative stiffness or rigidity, which shouldn't be so low that it can't tolerate tearing.

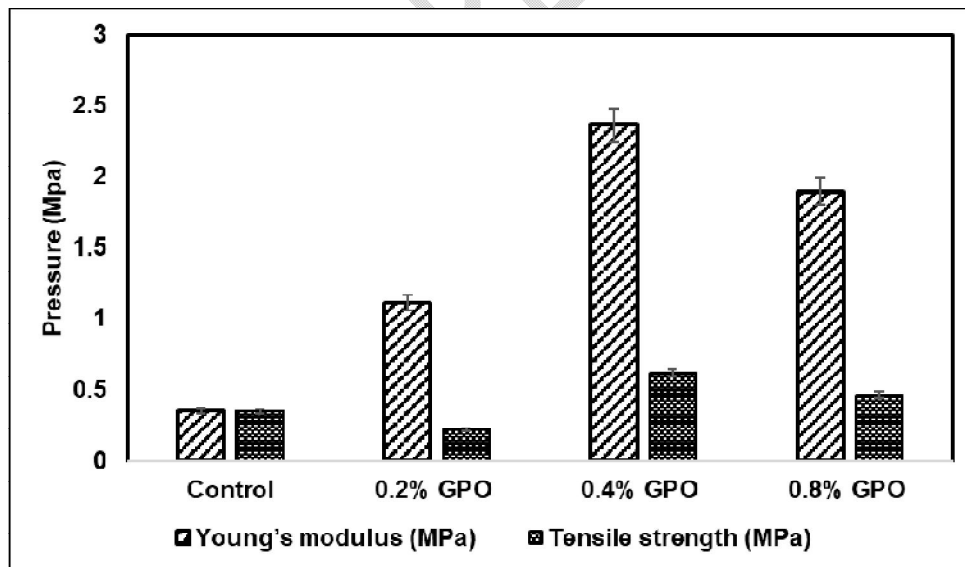


Fig 3: Effect of GPO Incorporation on Mechanical Characteristics of Active Packaging Film

Mean \pm S.E.M = Mean \pm Standard Error of means of three experiments

The elongation at break (EAB) of the films increased from $33.60 \pm 1.03\%$ to $188.86 \pm 0.83\%$ with the addition of up to 0.4% GPO that is shown in Fig 4. This increase in EAB indicates a change in the starch structure, resulting in a less dense matrix. Consequently, the movement of polymer chains is facilitated under stress, demonstrating the film's enhanced elasticity [31].

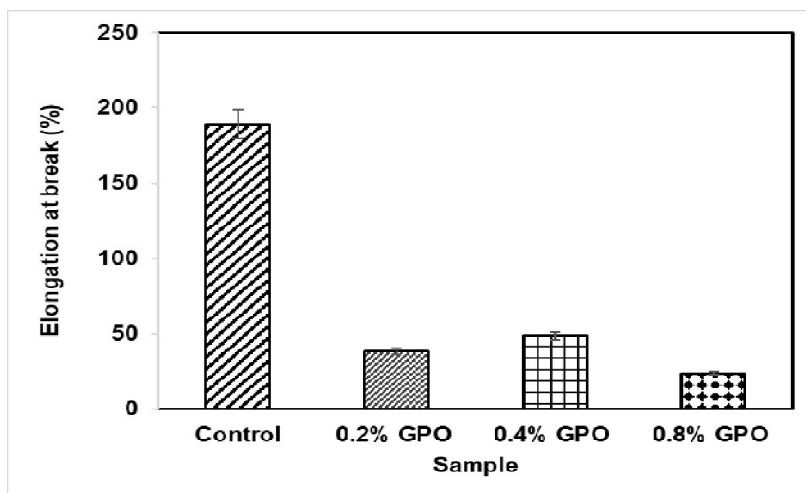


Fig 4: Effect of GPO on Elongation Properties of Active Packaging Film

Mean ± S.E.M = Mean ± Standard Error of means of three experiments

3.1.3. Transmission of Light and Opacity

Fig. 5 shows that as the wavelength increased from 200 to 800 nm, the light transmission of the control film and the starch film containing GPO both increased. Unpleasant smells and odors can result from oxidation reactions in food products caused by light transmission, including UV and visible light. Thus, one of the most important roles of packaging material is to filter hazardous wavelengths [32]. When comparing the light transmission of the TGIEO starch-based film to the control film, a significant difference ($p=0.05$) was found. As the quantity of GPO in the starch film was increased from 0.2% to 0.8%, light transmission decreased from $33.92 \pm 0.00\%$ to 0.00% to $7.58 \pm 0.03\%$, respectively. The light transmission of the control film was 73.49% at 800 nm. The light scattering effect is probably what caused the film's transparency to diminish [33]. In comparison to the control film (1.620 ± 0.00), the film's opacity rose considerably ($p=0.05$) with higher GPO concentrations (from 3.150 ± 0.03 to 8.924 ± 0.09) as shown in Figure 6. Increased opacity, which is caused by light scattering, shows that the sample is opaquer. The higher opacity and decreased light transmission are believed to be the result of this increased interaction between the phenolic chemical and starch [33].

Because of their limited water solubility, essential oils generate huge particle formations that scatter visible light, which increases opacity when added to edible coatings [34].

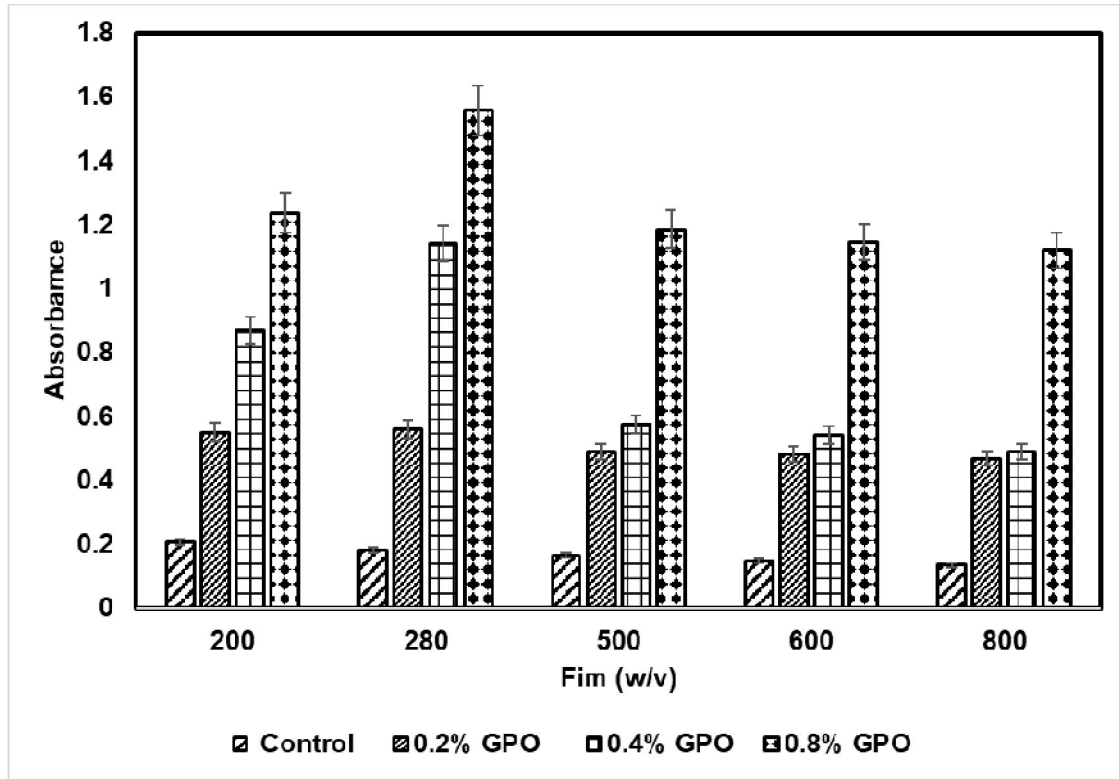


Fig 5: Effect of GPO Concentration on Light Transmission Properties of Active Packaging Film

Mean ± S.E.M = Mean ± Standard Error of means of three experiments

3.1.4. Determination of moisture content and water solubility of the film

The GPO starch-based film's moisture content and water solubility were examined (Fig 6). The film's moisture content varied between $7.76 \pm 0.08\%$ and $10.48 \pm 0.35\%$, with no discernible variation ($p < 0.05$) when compared to the control film. 0.2% GPO had the lowest moisture content, which is advantageous for the film's possible application in packaging (Arezoo et al., 2020). When GPO was added to the starch-based film, its water solubility was considerably reduced (from $0.107 \pm 0.13\%$ to $0.068 \pm 0.09\%$ to $0.090 \pm 0.00\%$). Since the hydrophobic essential oil limits the accessibility of hydroxyl groups in the starch, restricting polymer-water interactions, this reduction is most likely the result of interactions between the starch matrix and the essential oil [33].

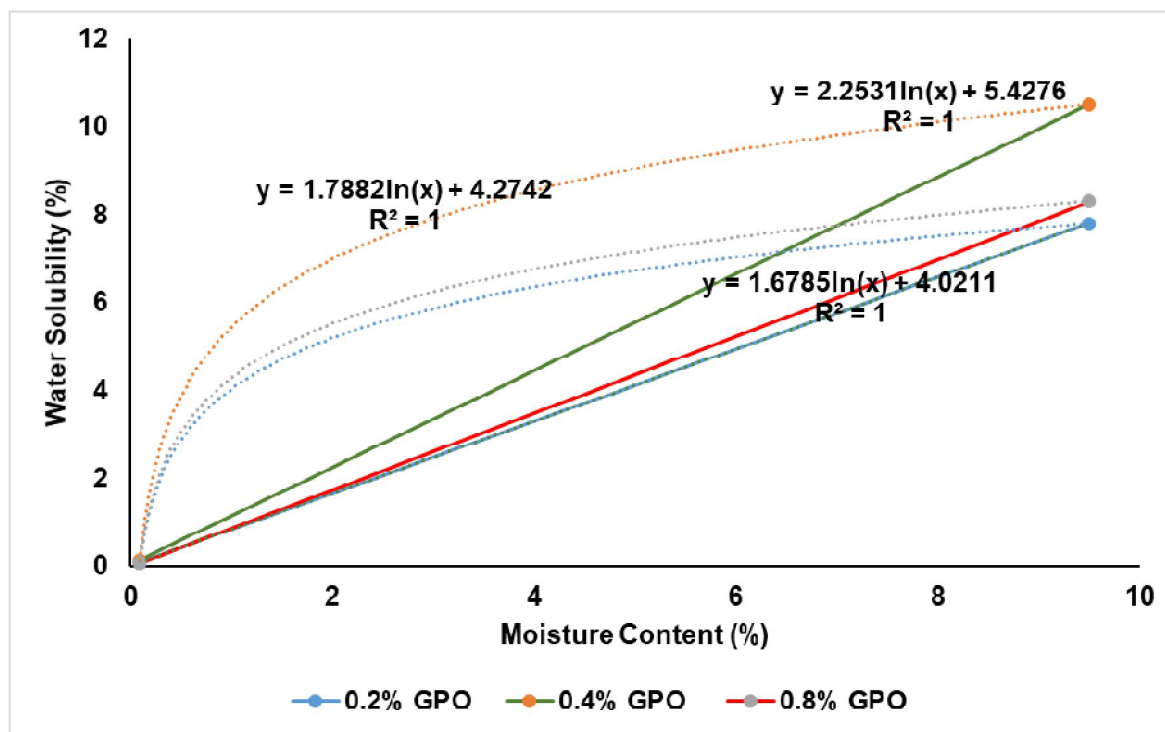


Fig 6: Effect of GPO Concentration on Moisture content as well as water solubility of Active Packaging Film

Mean ± S.E.M = Mean ± Standard Error of means of three experiments

3.1.5. Antioxidant Properties of the film

Fig. 7 shows that the GPO starch-based film exhibited radical scavenging action, with $70.36 \pm 2.48\%$ for DPPH and $89.78 \pm 0.57\%$ for ABTS+ at the maximum GPO concentration of 0.8%. With increasing GPO concentrations, the films' antioxidant capabilities, including total phenolic content (TPC), increased significantly ($p=0.05$) as shown in Fig. 8. A high recovery percentage of these chemicals suggests that the phenolic compounds in the polar fraction are responsible for this activity [26]. Because of the drying process and exposure to light, the antioxidant activity of the dried GPO starch-based films in this investigation was lower than that of the essential oil alone. Similar findings were noted when using *Morindacitrifolia* oil in active packaging [20], where interactions between the extract and film components influenced antioxidant activity. Furthermore, some essential oils are unable to participate in antioxidant activity responses because of their binding with the film matrix [18].

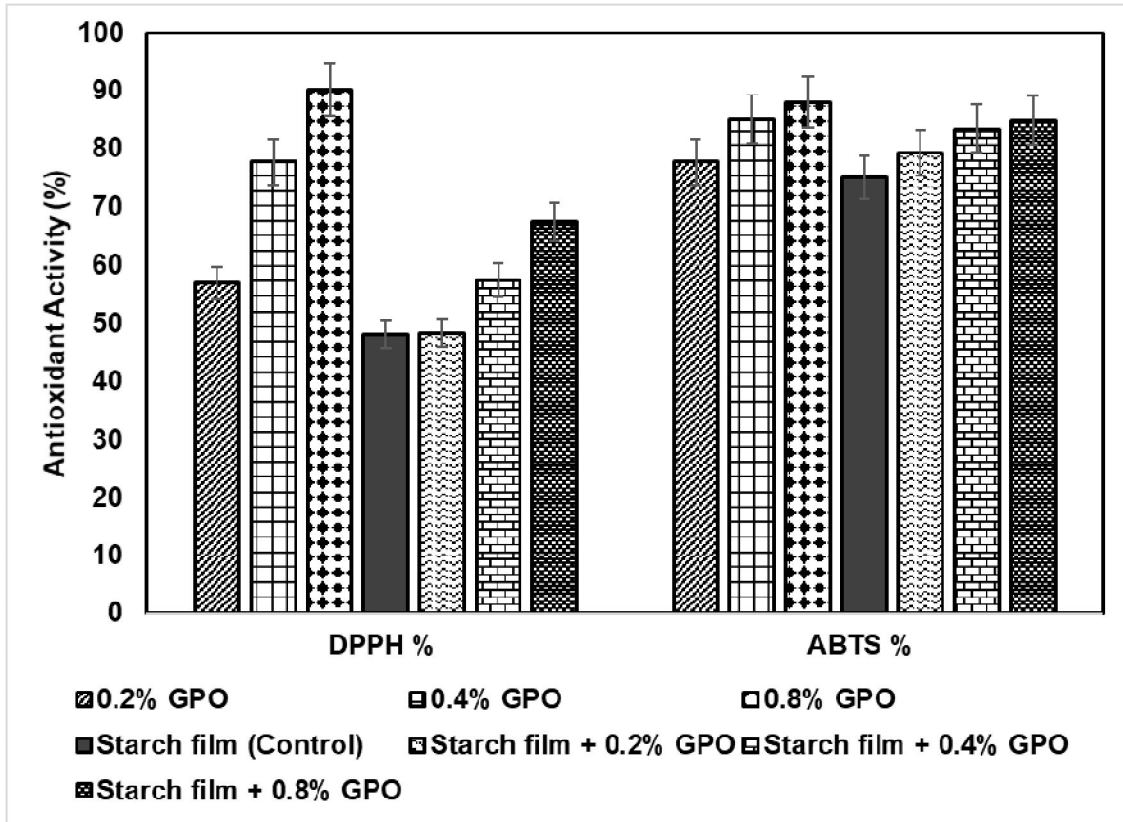


Fig 7: Effect of GPO Concentration on Radical Scavenging Action of Active Packaging Film

Mean ± S.E.M = Mean ± Standard Error of means of three experiments




Fig 8: Total Phenolic Content GPO and GPO infused Active Packaging Film

Mean ± S.E.M = Mean ± Standard Error of means of three experiments

3.2. Physicochemical Analysis of Chicken Breast

3.2.1. *Moisture Content of Chicken Breast Packaged with active packaging film*

The physicochemical characteristics of GPO incorporated into a starch-based edible film were assessed in the study along with its effect on the quality of chicken flesh during chilled storage spanning Days (0, 1,3,5,7) as shown in Fig 9. A variety of preparation circumstances were applied to the chicken samples: uncoated (UC), packed with a control starch-based film (SF), packed with GPO-incorporated starch-based film (GF), and packed on the same day from the local market (MF). It is crucial to track the weight loss of chicken meat during storage in order to evaluate the profitability and quality of the product. For days 0, 1, 3, 5 and 7, there was not a significant difference ($p=0.05$) in the percentage of moisture content in any of the chicken samples stored. On the other hand, by Day 7, the moisture content percentages of the following chicken samples differed significantly ($p=0.05$): UC ($93.78\% \pm 0.65$), SF ($89.90\% \pm 0.54$), GF (91.18 ± 0.17), and MF ($91.92\% \pm 0.54$).

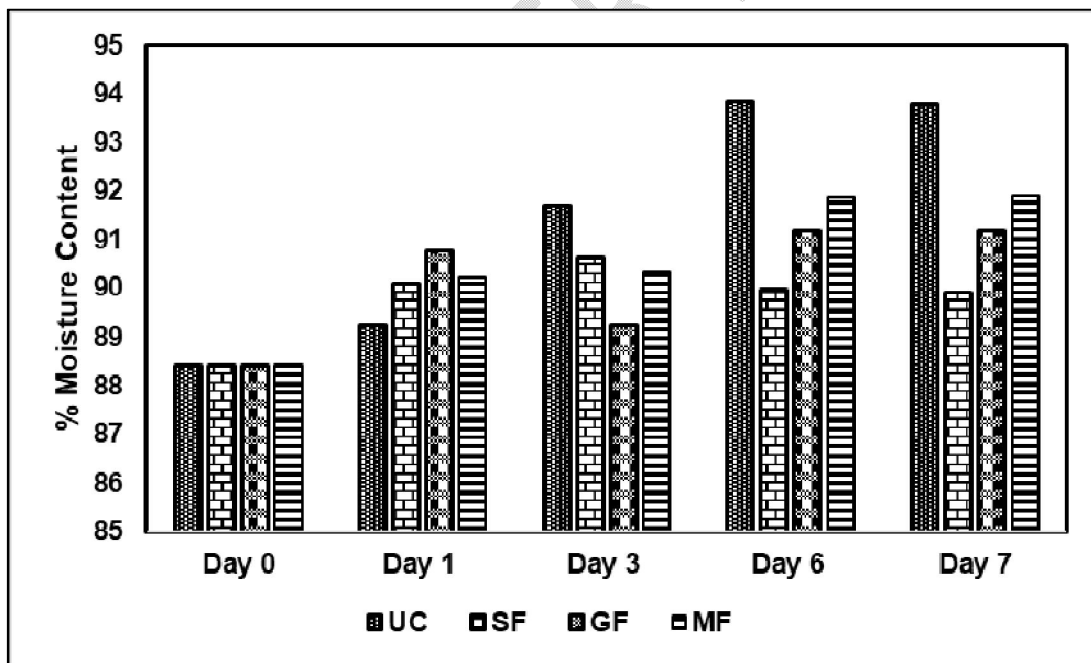


Fig 9:Moisture Content of Chicken Breast Packaged with active packaging film

Mean ± S.E.M = Mean ± Standard Error of means of three experiments

3.2.2. pH of Chicken Breast Packaged with active packaging film

Corresponding with prior investigations, the chicken meat sample enclosed in the GPO starch-based film successfully restrained the rise in pH. According to that study, by preventing bacterial growth and protein denaturation, an active film comprising zinc oxide nanoparticles and chitosan nanofibers within a gelatin bio-nanocomposite film also reduced pH increase [30]. On the other hand, Day 7 pH values for the UC, SF, and MF chicken samples were significantly higher than Day 0 pH values (5.86 ± 0.02). At Day 7 of refrigerated storage, the pH of the chicken sample packed with the GPO starch-based film (TF) decreased significantly ($p < 0.05$) in comparison to the chicken samples packed with UC (6.15 ± 0.07), SF (6.05 ± 0.02), and MF (6.24 ± 0.07) that showed in Fig 10. In line with a prior study, an active film containing zinc oxide nanoparticles incorporated into a gelatin bio-nanocomposite film with chitosan nanofiber inhibited pH increase in chicken meat during storage by preventing bacterial growth and protein denaturation. Meat deterioration raises pH because of alkaline reactions that produce amines and NH_3 during the generation of free amino acids, which is fueled by microbial development [35]. A correlation has been observed between the rise in pH of chicken meat and the growth of bacteria. This can be explained by the denaturation of proteins and the build-up of amines and ammonia by psychotropic bacteria, which are frequently present in chicken meat during storage [14].




Fig 10: Change of pH of Chicken Chicken Breast Packaged with active packaging film

Mean ± S.E.M = Mean ± Standard Error of means of three experiments

3.2.3. Coliform Count of Chicken Breast Packaged with active packaging film

According to Fig 11, the first total bacterial count for fresh chicken breasts was 1.72 ± 0.02 log CFU/g. According to ICMFS (1990), the recommended microbiological acceptability levels for raw chicken are 5-7 log CFU/g. However, Regulation EC 2073/05 (2005), which was passed in Spain, sets the limit at 106 CFU/g of meat. Compared to UC (6.73 ± 0.05 log CFU/g), SF (6.85 ± 0.035 log CFU/g), and MF (6.06 ± 0.01 log CFU/g), the chicken sample (TF) packed with GPO starch-based film significantly inhibited microbial growth, displaying the lowest microbial count (4.98 ± 0.07 log CFU/g) at the end of the chilled storage period. According to Muriel-Galet et al. (2015), antimicrobial agents decrease the quantity of live food-borne pathogens, lengthen the lag phase duration, and slow down the rate of microbial growth. To lengthen the shelf life of food goods, these antimicrobial chemicals are combined with polymers and released gradually [36].

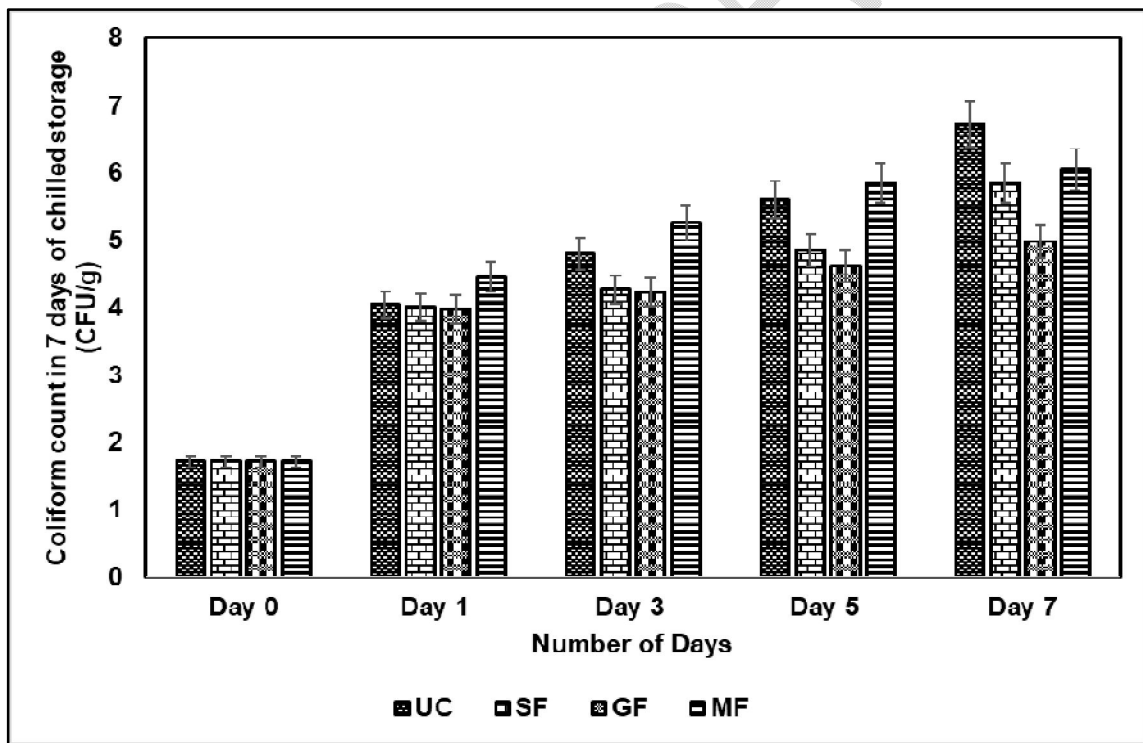


Fig 11: Coliform Count of Chicken Breast Packaged with active packaging film during storage period

Mean \pm S.E.M = Mean \pm Standard Error of means of three experiments

4. CONCLUSION

An approach to reducing or eliminating the usage of non-biodegradable packaging is to incorporate GPO into a starch-based film. This will lessen the impact on the environment and protect against chemical contamination. This study investigated the possibility of using GPO-infused starch-based film as a natural way to improve poultry meat safety and prolong its shelf life. During chilled storage, the chicken meat's quality and shelf life were significantly enhanced by the active packaging; at the conclusion of the storage period, the GF sample had the lowest TBARS and coliform counts. Significant antibacterial and antioxidant qualities were shown by the optimized hydro steam distillation extracted GPO in the starch-based edible film, which may help preserve the quality of chicken flesh in cold storage. Although this study focused on chicken meat, GPO starch-based active packaging could also be applied to other protein-rich foods such as fish and seafood.

Disclaimer (Artificial intelligence)

Option 1:

Author(s) hereby declare that NO generative AI technologies such as Large Language Models (ChatGPT, COPILOT, etc) and text-to-image generators have been used during writing or editing of manuscripts.

Option 2:

Author(s) hereby declare that generative AI technologies such as Large Language Models, etc have been used during writing or editing of manuscripts. This explanation will include the name, version, model, and source of the generative AI technology and as well as all input prompts provided to the generative AI technology

Details of the AI usage are given below:

- 1.
- 2.
- 3.

REFERENCES

- [1] Hassoun, A., Çoban, O.E., Essential oils for antimicrobial and antioxidant applications in fish and other seafood products. *Trends Food Sci Technol.* 2017. 68, 26-36. doi: 10.1016/j.tifs.2017. 07.016
- [2] R. Ribeiro-Santos, M. Andrade, N. R. de Melo, and A. Sanches-Silva, "Use of essential oils in active food packaging: Recent advances and future trends," *Trends Food Sci. Technol.*, vol. 61, pp. 132–140, 2017.
- [3] K. K. Kuorwel, M. J. Cran, K. Sonneveld, J. Miltz, and S. W. Bigger, "Essential oils and their principal constituents as antimicrobial agents for synthetic packaging films," *J. Food Sci.*, vol. 76, no. 9, pp. R164-77, 2011.
- [4] Safian MF, Na MA, Yury N. Identification of Essential Oil Composition of Peel and Fruits of *Citrus hystrix* DC. *Malaysian Journal of Science.* 2005. 24(1):109-11.
- [5] Ennigrou A, Casabianca H, Vulliet E, Hanchi B, Hosni K. Assessing the fatty acid, essential oil composition, their radical scavenging and antibacterial activities of *Schinusterebinthifolius*Raddi leaves and twigs. *Journal of food science and technology.* 2018. 55:1582-90.
- [6] Angane M, Swift S, Huang K, Butts CA, Quek SY. Essential oils and their major components: An updated review on antimicrobial activities, mechanism of action and their potential application in the food industry. *Foods.* 2022.11(3):464.
- [7] Santos MI, Marques C, Mota J, Pedroso L, Lima A. Applications of essential oils as antibacterial agents in minimally processed fruits and vegetables—A review. *Microorganisms.* 2022.10(4):760.
- [8] Cano, A., Jiménez, A., Cháfer, M., González, C., Chiralt, A. Effect of amylose: Amylopectin ratio and rice bran addition on starch films properties. *Carbohydr. Polym.* 2014 111,543-555

- [9] Singh GP, Bangar SP, Yang T, Trif M, Kumar V, Kumar D. Effect on the properties of edible starch-based films by the incorporation of additives: a review. *Polymers*. 2022. 14(10):1987.
- [10] Thakur R, Pristijono P, Scarlett CJ, Bowyer M, Singh SP, Vuong QV. Starch-based films: Major factors affecting their properties. *International journal of biological macromolecules*. 2019. 132:1079-89.
- [11] Teodoro, A. P., Mali, S., Romero, N., deCarvalho, G.M.,. Cassava starch films containing acetylated starch nanoparticles as reinforcement: Physical and mechanical characterization. *Carbohydr. Polym.* 2015. 126, 9-16
- [12] Guillard, V., Gaucel, S., Fornaciari, C., Angellier-Coussy, H., Buche, P., Gontard, N.,. The next generation of sustainable food packaging to preserve our environment in a circular economy context. *Front. Nutr.* 2018.121
- [13] Ahari, H., Soufiani, S.P. Smart and active food packaging: Insights in novel food packaging. *Front. Microbiol.* 2021. 12
- [14] Gunnarsson, S., ArvidssonSegerkvist, K., Göransson, L., Hansson, H., Sonesson, U. Systematic mapping of research on farm-level sustainability in egg and chicken meat production. *Sustainability*. 2020. 12, 3033
- [15] Mulla, M., Ahmed, J., Al-Attar, H., Castro-Aguirre, E., Arfat, Y.A., Auras, R. Antimicrobial efficacy of clove essential oil infused into chemically modified LLDPE film for chicken meat packaging. *Food Cont.* 2017. 73, 663-671
- [16] Gkana, E., Chorianopoulos, N., Grounta, A., Koutsoumanis, K., Nychas, G.J.,. Effect of inoculum size, bacterial species, type of surfaces and contact time to the transfer of foodborne pathogens from inoculated to non-inoculated beef fillets via food processing surfaces. *Food Microbiol.* 2017 62, 51-57.

- [17] Qin, Y., Li, W., Liu, D., Yuan, M., Li, L., Development of active packaging film made from poly (lactic acid) incorporated essential oil. *Prog. Org. Coat.* 2017. 103, 76-82.
- [18] Pohan DJ, Djojoputro M. Antibacterial Effectiveness of Extracts of Lime (*Citrus aurantifolia* Swingle) And Kaffir Lime (*Citrus hystrix* Dc) Leaves Against *Escherichia coli*. *International Journal of Modern Pharmaceutical Research.* 2021;5(6):29-36.
- [19] Marzlan, A.A., Muhiyaldin, B.J., Abedin, N.HZ., Mohammed, N.K., Abadi, M.M.T., Roby, B.H.M., Hussin, A.S.M. Optimized supercritical CO₂ extraction conditions on yield and quality of torch ginger (*Etilingeraelator* (Jack) RM Smith) inflorescence essential oil. *Ind. Crops. Prod.* 2020. 154, 112581
- [20] Adilah, Z.M., Hanani, Z.N., Active packaging of fish gelatin films with *Morindacitrifolia*oil. *Food Biosci.* 2016. 16, 66-71.
- [21] Medina-Jaramillo, C., Ochoa-Yepes, O., Bernal, C., Famá, L., Active and smart biodegradable packaging based on starch and natural extracts. *Carbohydr. Polym.* 2017. 176, 187-194.
- [22] Priyadarshi, R., Kumar, B., Deeba, F., Kulshreshtha, A., Negi, Y.S. Chitosan films incorporated with Apricot (*Prunusarmeniaca*) kernel essential oil as active food packaging material. *Food Hydrocoll.* 2018. 85, 158-166.
- [23] Kavooosi, G., Rahmatollahi, A., Dadfar, S.MM., Purfard, A.M., Effects of essential oil on the water binding capacity, physico-mechanical properties, antioxidant and antibacterial activity of gelatin films. *LWT-Food Sci. Technol.* 2014. 57, 556-561.
- [24] Maimulyanti, A., Prihadi, A.R., Chemical composition, phytochemical and antioxidant activity from extract of *Etilingeraelator* flower from Indonesia. *J. hytochem.* 2015. 3, 233-238.
- [25] Perazzo, K.K.N.C.L., Conceicao, A.C.D.V., dosSantos, J. C. P., de Jesus, D.A., Souza, C. O., Druzian, J.I., Properties and antioxidant action of actives cassava starch films

incorporated with green tea and palm oil extracts. Properties and Antioxidant Actions of Active Film, 2014. 9,

[26] Seiquer, I., Rueda, A., Olalla, M., Cabrera-vique, C. Assessing the bioavailability of polyphenols and antioxidant properties of extra virgin argan oil by simulated digestion and Caco-2 cell assays. Comparative study with extra virgin olive oil. Food Chem. .2015. 188, 496–503.

[27] Oriani, V.B., Molina, G., Chiumarelli, M., Pastore, G.M., Hubinger, M.D., Properties of cassava starch-based edible coating containing essential oils. J. Food Sci. 20147. 9,

[28] Farhan, A., Hani, N.M., Active edible films based on semi-refined κ-carrageenan: Antioxidant and color properties and application in chicken breast packaging. Food Packag. Shelf Life. 2020. 24, 100476

[29] Song, X., Zuo, G., Chen, F. Effect of essential oil and surfactant on the physical and antimicrobial properties of corn and wheat starch films. Int. J. Biol. Macromol. 2018107,

[30] Arumugaprabu, V., Ko, T.J., Uthayakumar, M., Johnson, R.DJ.,. Failure analysis in hybrid composites prepared using industrial wastes. In Failure Analysis in Biocomposites, Fibre-Reinforced Composites and Hybrid Composites. 2019. 229-244. Woodhead Publishing.

[31] Chiumarelli, M., Hubinger, M.D., Evaluation of edible films and coatings formulated with cassava starch, glycerol, carnauba wax and stearic acid. Food Hydrocoll. 2014. 38, 20-27.

[32] Kanatt, S.R., Development of active/intelligent food packaging film containing Amaranthus leaf extract for shelf life extension of chicken/fish during chilled storage. Food Packag. Shelf Life. 2020.

[33] Tongnuanchan, P., Benjakul, S., Prodpran, T., Nilsuwan, K., Emulsion film based on fish skin gelatin and palm oil: Physical, structural and thermal properties. *Food Hydrocoll.* 2015. 48, 248-259.

[34] Noori, S., Zeynali, F., Almasi, H., Antimicrobial and antioxidant efficiency of nanoemulsion-based edible coating containing ginger (*Zingiber officinale*) essential oil and its effect on safety and quality attributes of chicken breast fillets. *Food Cont.* 2018. 84, 312-320.

[35] Gómez-Estaca, J., López-de-Dicastillo, C., Hernández-Muñoz, P., Catalá, R., Gavara, R., Advances in antioxidant active food packaging. *Trends Food Sci Technol.* 2014. 35, 42-51

[36] Malhotra, B., Keshwani, A., Kharkwal, H., Antimicrobial food packaging: Potential and pitfalls. *Front. Microbiol.* 2015. 6, 611.

UNDER PEER REVIEW