

Plants used in the traditional treatment of female infertility in Kita, Mali

ABSTRACT

Aims: The aim of this study was to identify the plants used in the traditional treatment of female infertility in Kita, Mali.

Place and Duration of Study: The ethnobotanical investigation has been conducted in the town of Kita (Mali) from April to July, 2021. The data management and analysis were carried out at Faculty of Sciences and Techniques (FST), University of Sciences, Techniques and Technologies of Bamako (USTTB), Mali, between August 2021 and January 2023.

Methodology: Ethnobotanical survey was carried out using questionnaire addressed to the available people who gave their free consent.

Results: An ethnobotanical survey was carried out among fifty-two (52) people, including twenty (20) traditional practitioners, ten (10) herbalists, six (6) people who are both herbalists and traditional practitioners, and sixteen (16) housewives inside the town of Kita. The survey revealed 38 plant species belonged to 25 botanical families. The most represented families were Moraceae (28.94%), Sapotaceae (26.31%), Fabaceae (26.30%), Apocynaceae (21.05%). The most coveted plant species by the local populations to treat female infertility were *Ficus capensis* with 26.31%, *Vitellaria paradoxaw* with 23.68%, *Stereospermum kunthinum* with 21.05%, *Leptadenia hastata* with 21.05%. The leaves have been the most frequently used organs (43%). These plants were mostly used as decoctions (80%) and administered by oral route (89%). The commonly associated ailments with female infertility included stomachaches, painful menstruations and *Toxoplasma gondii* infections.

Conclusion: This survey has enabled us to gain a better understanding of the anti-fertility plants used in the town of Kita.

Keywords: Ethnobotanical survey, female infertility, Kita, Mali.

1. INTRODUCTION

Procreation has always been a vital objective for human beings and particularly for housewives. Nowadays, this procreation for women is seriously altered by environmental and social pressures (Ménézo et al., 2012). These pressures, if poorly managed, could lead to infertility in women. This concept of infertility can be defined as a woman's inability to conceive a pregnancy. It was estimated to affect between 8% and 12% of couples through the world (Mélodie & Christine, 2018). Very high rates of female infertility have been recorded in sub-Saharan Africa (Koman et al., 2019) 11.7% in Kayes, Mali (Diassana et al., 2023).

It is well known that the procreation always remains the fundamental reason for marriage in Africa. As a result, the problems related to procreation negatively affect the life and well-

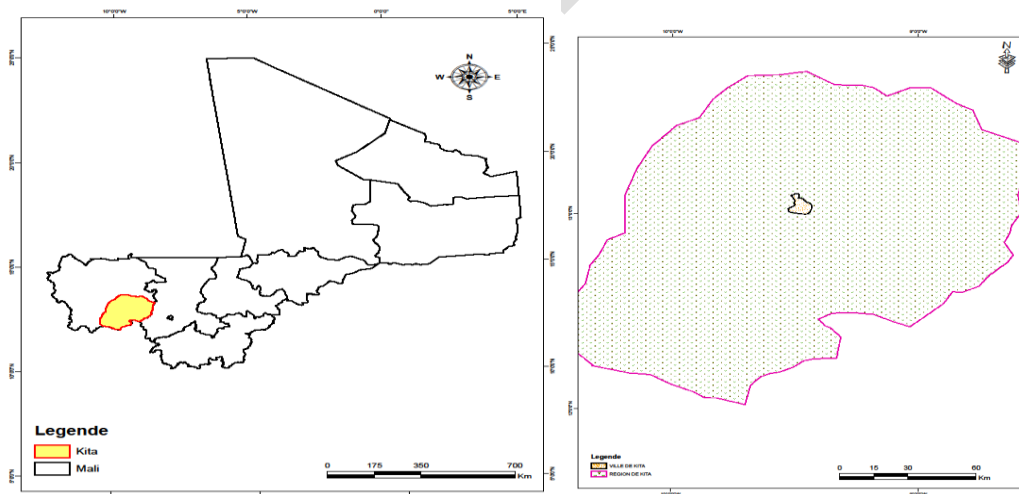
being of individuals, couples and families until they become a heavy burden on their socio-economic development (Houmenou et al., 2017). In Mali, marital infertility is a real social scourge, considered to be a specifically female concern in order to avoid to highlight the man's virility (Traore, 2010). Accused of infidelity and prostitution, infertile women are ridiculed in their homes. Faced to this calvary, they become an easy prey for fetishists and charlatans. (Tembely, 2008).

However, female infertility needs to be handled delicately, because it is often a divorce reason for couples in Africa, and generate psychological disorders in the Western countries (Kouamé et al., 2012). Its treatment in modern medicine is costly and sometimes presents many side effects (Koman et al., 2019). That's why the use of medicinal plants appears to be an appropriate alternative for resolving this infertility problem in the worldwide and singularly in Africa (Françoise et al., 2018). Indeed, studies have reported that the African flora in general, and Malian flora in particular, is made up of a large reserve of medicinal plants, occupying an important place in African pharmacopoeia (Togola et al., 2022). (Traoré et al., 2023). According to (Sanogo, 2010), traditional medicine offers effective and accessible options for the predominated pathologies in the local communities. It is also a national cultural heritage and a better way to connect people with their own history and culture. But, this common traditional practice for managing pathologies, like infertility, deserves to be framed by scientific research. That's why this study was initiated, with the aim of contributing to a better understanding and rational use of local plants used in the treatment of female infertility by the local populations of Kita in Mali.

2. MATERIAL AND METHODS

2.1 Study sites

The ethnobotanical survey was carried out in the region of Kita, located at 187 km from Bamako, Mali (Figure 1).






Figure 1. Map of Mali with survey site location

2.2 Data collection

The survey took place from April 03 to July 28, 2021 in the town of Kita. It concerned anyone with some knowledge of medicinal plants who was willing to answer the questionnaires. After obtaining the free verbal consent from each participant, a questionnaire form was addressed to them. Questions focused on the plants used to treat female infertility, the organs used, and methods of preparation and administration. In addition, the sociodemographic characteristics of the respondents were registered. Interviews were conducted in the local language “Bamanankan”. The species cited were identified through search engines and resource persons. The genera and specific diversities were estimated based on the formula used by (Togola et al., 2022).

2.3 Data analysis:

Excel version 2017® and SPSS Statistics 17 were used to analyze the data.

3. RESULTS AND DISCUSSION

3.1 RESULT

3.1.1 Socio-demographic characteristics of respondents

3.1.1.1 Distribution of respondents by gender

The Figure 2 shows the repartition of respondents by gender. Of the 52 people surveyed, 38 were female (73%) and 14 male (27%).

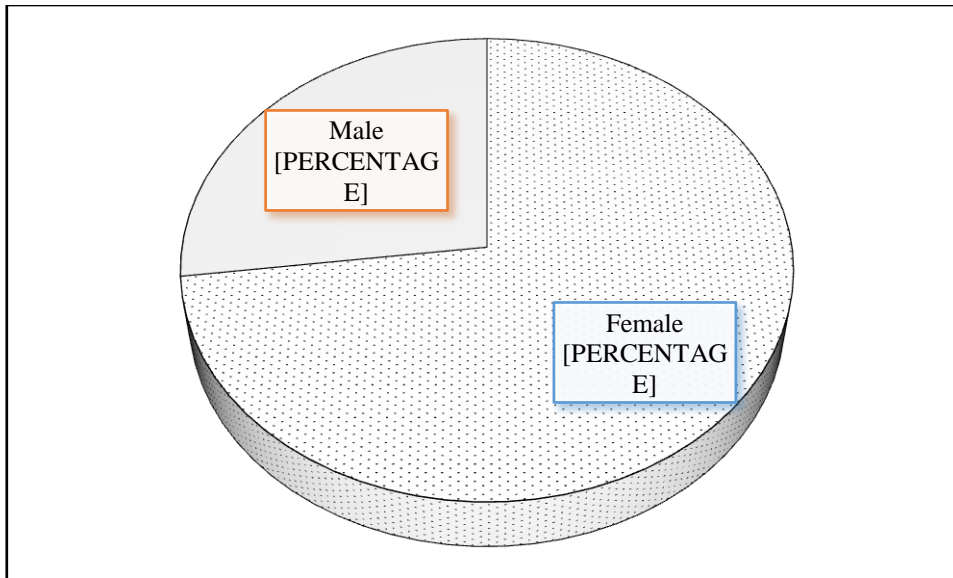


Figure 2. Distribution of respondents by gender

3.1.1.2 Distribution of respondents by age and profession

The **Table 1** shows the distribution of respondents by age and profession. A total of 52 people were interviewed, 20 of them were traditional practitioners, 10 herbalists, 6 both traditional practitioners and herbalists, and 16 housewives. The target population ranged in age from 20 to 80. The most represented age groups were [50-65[years with 35% about, followed by [50-65[with 33% about.

Table 1. Distribution of respondents by age and profession

Age groups (years)	Number & Percentages	Professions	Number & Percentages
[20-35[9 (17.31%)	Traditional healers	20 (38.46%)
[35-50[17 (32.69%)	Herbalists	10 (19.23%)
[50-65[18 (34.62%)	Traditional herbalists	6 (11.54%)
[65-80]	8 (15.38%)	Housewives	16 (30.77%)
Total	52 (100%)	Total	52 (100%)

Table 2. Normality test Shapiro-Wilk.

Characteristics	Statistic	degree of liberty	P-value
Gender of respondent	0.554	52	0.000
Profession of respondent	0.786	52	0.000
Age of respondent	0.882	52	0.000

*The test is considered to be significant if P-value < 0, 05

The Shapiro-wilk normality test reveals an asymmetrical distribution ($P = 0.000 < 0.05$) of respondents by gender, profession and age.

3.1.2 Distribution of species by botanical family and morphological types

The **Figure 3** shows the list of botanical families registered and their frequencies. Twenty-five (25) families were identified. The most represented families were Moraceae, Fabaceae, Sapotaceae, Apocynaceae and Bigoniaceae with more than 21.05% as citation frequencies. These species are belonged to four (4) morphological groups as indicated in the Table 3. The shrubs (42.10%) followed by the trees (31.59%) were the most important morphological types used by the respondents.

Among the found 25 botanical families, the Table 4 reveals that the highest diversities index were registered from the Fabaceae (Idg = 0.36) and Rubiaceae (Idg = 0.12). But the family of Moraceae was found with the biggest diversity index (Ids = 2).

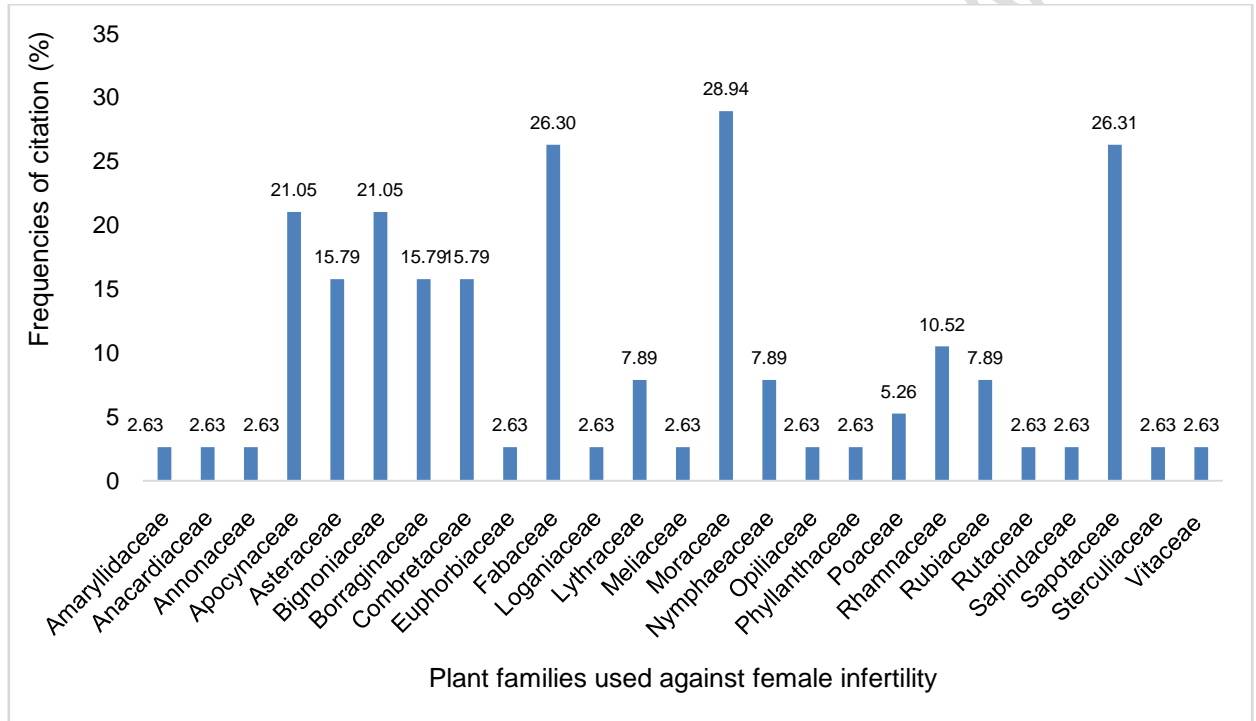


Figure 3. Distribution of species by botanical family

Table 3. Distribution of species according to morphological groups

Morphological types	Tree	Shrub	herbaceous	Liana	Total
Effectives	12	16	08	02	38
Frequencies (%)	31.59	42.10	21.05	5.26	100

Table 4. Index of genera and specific diversity

Botanical families	Number of genera	Number of species	Idg	Ids
Amaryllidaceae	1	1	0.04	1.00
Anacardiaceae	1	1	0.04	1.00

Annonaceae	1	1	0.04	1.00
Apocynaceae	1	1	0.04	1.00
Asteraceae	1	1	0.04	1.00
Bignoniaceae	1	1	0.04	1.00
Borraginaceae	1	1	0.04	1.00
Combretaceae	3	3	0.08	1.00
Euphorbiaceae	1	1	0.04	1.00
Fabaceae	7	7	0.36	1.00
Loganiaceae	1	1	0.04	1.00
Lythraceae	1	1	0.04	1.00
Meliaceae	1	1	0.04	1.00
Moraceae	1	2	0.04	2.00
Nymphaeaceae	1	1	0.04	1.00
Opiliaceae	1	1	0.04	1.00
Phyllanthaceae	1	1	0.04	1.00
Poaceae	2	2	0.08	1.00
Rhamnaceae	1	1	0.04	1.00
Rubiaceae	3	3	0.12	1.00
Rutaceae	1	1	0.04	1.00
Sapindaceae	1	1	0.04	1.00
Sapotaceae	2	2	0.08	1.00
Sterculiaceae	1	1	0.04	1.00
Vitaceae	1	1	0.04	1.00

*Idg: index of genera diversity; Ids: index of specific diversity

3.1.3 Plant organs used

The Figure 4 shows the plant parts used and their frequencies. Several parts were cited, including leaves, bark, fruit, roots, stems, sheaths, the whole plant and the young plant. The leaves are the most frequently used, with 43% of mentions.

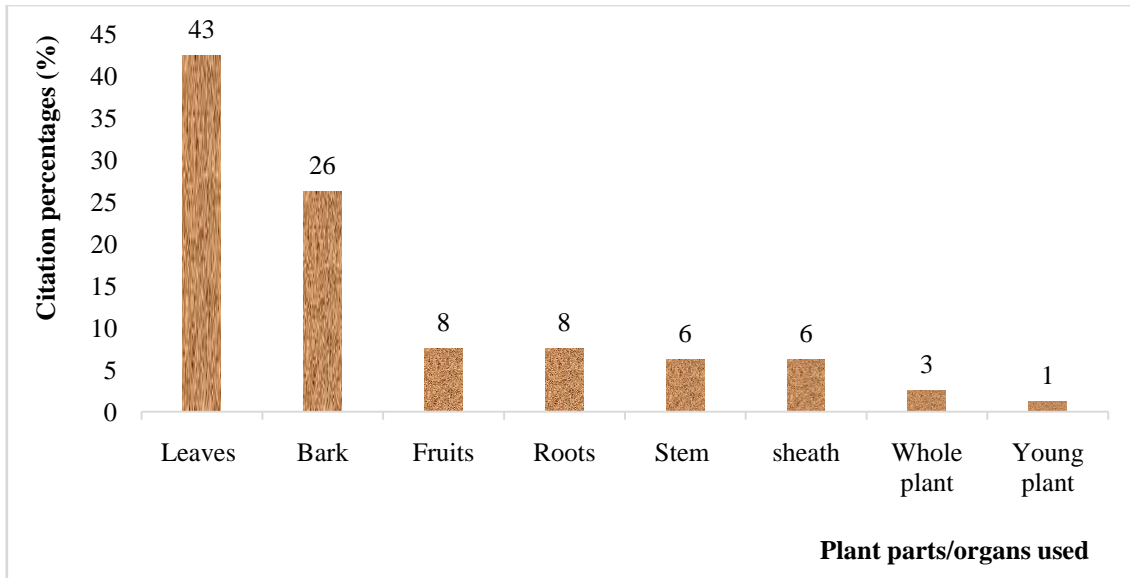


Figure 4. Frequencies of use of plant organs or parts

3.1.4 Preparation and administration modes

The Figure 5 illustrates the different preparation methods and administration routes for the plant parts used.

Three main preparation methods were mentioned by respondents: decoction (80%), maceration (14%), spraying (5) and other methods (1%). These different recipes were administered by several routes, mainly by oral one (89%). Vaginal steaming was also noted.

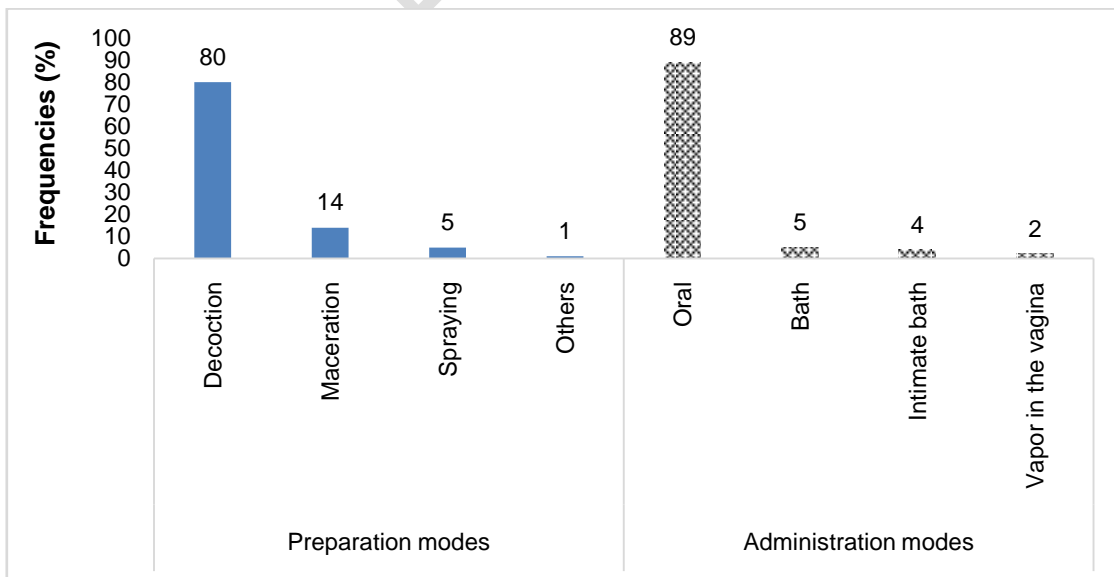


Figure 5. Preparation and Administration modes of plant organs/parts

3.1.5 Conditions favoring infertility

Analysis of this Figure 6 reveals that many ailments are known by respondents as factors favoring female infertility. Among these, stomach aches were mentioned by 54% of respondents, painful menstruations by 17%, toxoplasmosis by 17%, other infections by 4%, fibroids by 3%, candidiasis by 3%, stopping menstruations by 1% and incessant menstruations by 1%.

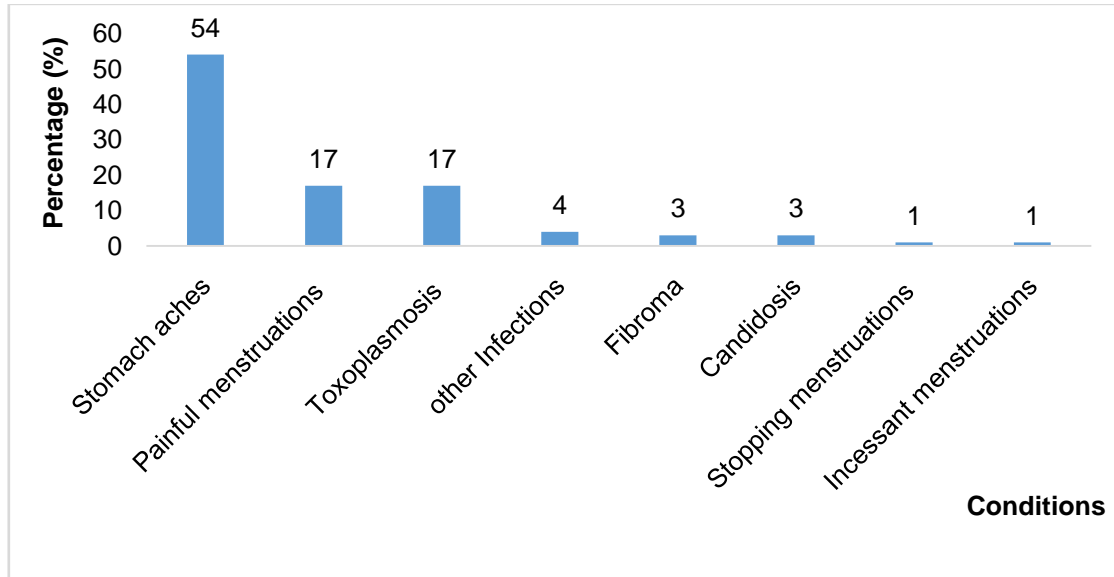


Figure 6. Conditions leading to infertility

3.1.6 Plant species surveyed

Analysis of Table 2 shows that a total of 38 different species belonging to 25 families used in the treatment of female infertility at Kita were recorded. *Ficus capensis* (26.31%), *Vitellariaparadoxa* (23.68%), *Leptadeniahastata* (21.05%) and *Stereospermumkunthinum* (21.05%) were the most coveted species.

Table 5. List of plants: Families, organs used, preparation and administration methods and frequencies of use

N°	Families	Scientific names	Local names	Treated conditions	Parts used	Preparation mode	Mode of administration	Frequencies of citation (%)
1	Amaryllidaceae	<i>Allium ursinum</i> L.	Bakani-sabali	Fibroma	Whole plant	Decoction	Exposing the vagina to steam	2.63
2	Anacardiaceae	<i>Sclerocarya birrea</i> (A.Rich.) Hochst	Gouna	Stomach aches	Barks	Decoction	Oral	2.63
3	Annonaceae	<i>Annona senegalensis</i> L.	Sounsouidiè	Stomach aches	Leaves	Spraying	Oral	2.63
4	Apocynaceae	<i>Leptadenia hastata</i> (Pers.) Decne	Sarafaté / zoyé	Stomach aches / Painful menstruation / incessant menstruation	Leaves	Decoction	Oral	21.05
5	Asteraceae	<i>Eclipta prostrata</i> (L.) L.	Mousofing	Stomach aches / Infection/candidosis/toxoplasmosis	Leaves	Decoction	Oral/bath	15.79
6	Bignoniaceae	<i>Stereospermum kunthianum</i> Cham.	Mogoyiri	Stomach ache / toxoplasmosis	Leaves / Barks	Decoction / Maceration / Spraying	Oral	21.05
7	Borraginaceae	<i>Heliotropium indicum</i> Linn.	Nonsikou	Stomach ache/toxoplasmosis	Leaves/whole plant	Decoction	Oral	15.79
8	Combretaceae	<i>Combretum nigricans</i> Lepr. ex Guill.&Perr	Dianbagatawoulè	Stomach aches	Roots	Decoction	Oral	2.63
9		<i>Guiera senegalensis</i> J.F.Gmel.	Koundiè	Painful menstruation	Leaves	Decoction	Oral/Bath	2.63
10		<i>Pteleopsis suberosa</i> Engl et Diels	Tèrèni	Stomach aches /candidosis	Barks	Decoction	Oral/Intimate bath	10.53
11	Euphorbiaceae	<i>Euphorbia hirta</i> L.	Denbasidji	Infection	Leaves	Decoction	Oral	2.63

	e							
12	Fabaceae	<i>Acacia nilotica</i> L.	Bouana	Infection/Candidosis	Fruits	Decoction	Oral / Intimate bath	7.89
13		<i>Cassia occidentalis</i> L.	Balan-balan	Stomach aches	Roots	Maceration	Oral	2.63
14		<i>Dichrostachys glomerata</i> (Forssk.) Chiov	Triki	Stomach aches	Leaves	Decoction	Oral	2.63
15		<i>Erythrina senegalensis</i> A.DC.	Timitimini	Stomach aches	Leaves/Bark	Decoction	Oral	5.26
16		<i>Parkia biglobosa</i> (Jacq.) Benth.	Néré	Stomach aches	Barks	Maceration	Oral	2.63
17		<i>Pilostigmatonningii</i> (Schum.) Milne-Redh	Niama	Toxoplasmosis	Leaf	Decoction	Oral	2.63
18		<i>Tamarindus indica</i> L.	N'tomi	Stomach aches	Leaf	Decoction	Oral	2.63
19	Loganiaceae	<i>Strychnos spinosa</i> Lam.	Kera	Stomach aches	Leaves	Decoction	Oral	2.63
20	Lythraceae	<i>Lawsonia inermis</i> L.	Diabi	Stomach aches	Leaves	Decoction/spraying	Oral	7.89
21	Meliaceae	<i>Trichilia emetica</i> Vahl	soulafinsan	Stomach aches	Roots/Bark	Spraying	Oral	2.63
22	Moraceae	<i>Ficus capensis</i> Thumb	Seretoro	Stomach ache/toxoplasmosis	Leaves/Fruit/Bark	Decoction	Oral	26.31
23		<i>Ficus lecardii</i> Engl. &Diejs	Céré-diatkifaga	Stomach aches	Leaves	Decoction	Oral	2.63
24	Nymphaeaceae	<i>Nymphaea lotus</i> L.	Djilagokou	Painful menstruation /stomach ache	Leaves	Decoction	Oral	7.89
25	Opiliaceae	<i>Opiliaceltidifolia</i> (Guill. & Perr.) ENDL.	Koronkoi	Stomach aches	Leaves	Decoction	Oral/ bath	2.63

26	Phyllanthaceae	<i>Hymenocardiaacida</i> Tu l.	Kalakari	Stomach aches	Leaves	Decoction	Oral	2.63
27	Poaceae	<i>Pennisetum clandestinum</i> Hochst. ex chov.	Sinkiri	Stomach aches	Whole plant	Decoction	Oral	2.63
28		<i>Vetiverianigritana</i> (Ben th.) Stapf	komourouni	Stomach aches	Leaves	Decoction	Oral	2.63
29	Rhamnaceae	<i>Ziziphus mauritania</i> Lam.	N'tomono-missin	Painful menstruation	Barks	Decoction	Oral	10.52
30	Rubiaceae	<i>Gardenia erubescens</i> Stapf et Hutch	M'bouré muso	Stomach ache/ Painful menstruation	Mistletoe	Spraying	Oral	2.63
31		<i>Mitragynainermis</i> Korth	Djoun	Painful menstruation	Fruits	Decoction	Oral	2.63
32		<i>Sarcocephalus latifolia</i> (Sm.) Bruce	Bati	Stomach aches	Leaves	Decoction	Oral	2.63
33	Rutaceae	<i>Citrus lemon</i> (L.) Burm.f.	Lemouroucouni	Stomach aches	Leaf	Decoction	Oral	2.63
34	Sapindaceae	<i>Paulinia pinnata</i> L.	Sokoni-nonfon	Toxoplasmosis	Leaves	Decoction	Oral	2.63
35	Sapotaceae	<i>Manilkara multinervis</i> Dub	Chi-sina	Stomach aches	Leaves/Bark	Spraying	Oral	2.63
36		<i>Vitellaria paradoxa</i> C.F.Gaertn.	Chi	Toxo/ Stomach ache	Bark / Mistletoe / Young plant	Decoction / Maceration / Spraying	Oral	23.68
37	Sterculiaceae	<i>Waltheria indica</i> L.	Dabada	Stopping menstruation	Leaves	Decoction	Oral	2.63
38	Vitaceae	<i>Cissus populnea</i> Guill & Perr	Goumban	Painful menstruation / stomach ache	Bark	Decoction	Oral	2.63

3.2 DISCUSSION

3.2.1 Socio-demographic data

The analysis of sociodemographic characteristics of 52 people surveyed show that only 14 were male gender (27%) against 38 females (73%) (Figure 2). The target population was made up of three occupational categories, of which 38% were traditional practitioners, 19% herbalists, 12% traditional practitioner-herbalists and 31% housewives. Respondents ranged in age from 20 to 80, with the majority between 35-65 age group (**Table 1**). Otherwise, the χ^2 test shows that the traditional treatment are strongly dominant by the female among the respondents ($P=0.000 < 0.05$). This activity is also dependent of the profession and age ($P= \text{value} < 0.05$). These results are contrary to those of several authors (Françoise et al., 2018; Houmènou et al., 2018; c who have reported that the majority of respondents are male gender.

3.2.2 Medicinal plants used

Examination of the survey forms revealed 38 plant species (**Table**) belonged to 25 botanical families (Figure 3). The most frequently cited species was *Ficus capensis* with 26.31% followed by *Vitellaria paradoxa* (23.68%) (**Table**). The survey conducted by Diawara (2010) in two Bamako markets showed that the various *Ficus* species are frequently used in the treatment of dysmenorrhea in Mali, which is one of the best-known factors that can cause female infertility. Among these 38 plant species used to treat the female infertility, 28.94% of them were Moraceae, 26.30% were Fabaceae and Sapotaceae and 21.05% were Apocynaceae and Bigoniaceae. Furthermore, these species are belonged to four (4) morphological. The shrubs (42.10%) followed by the trees (31.59%) were the most important morphological forms used by the local populations of Kita. The same families and morphological groups have been reported by (Koman et al., 2019) in Dabakala's department in Ivory coast. In opposite, 48% of these found plant species were herbaceous against only 16% for shrubs. These differences could be linked to the geographical and climatic conditions of investigated areas.

The most frequently used organ was the leaf, with 43% of citations, followed by bark (26%), stems, and mistletoe (6%) each. (Figure 4). Ethnobotanical surveys conducted by Kemadji et al. (2022) and Koman et al. (2019) on plants used in female infertility have also reported high rates of leaf utilization; 35% and 46% respectively. This high use of leaves could be due to the availability and the ease of collection (Tuttolomondo et al., 2014). Furthermore, the literature have attributed this high use of leaves to their richness in bioactive compounds which are endowed with many pharmacological properties (Telefo et al., 2012; Togola et al., 2023)

Thanks to their pharmacological properties, these bioactive compounds are responsible for their use in the treatment of female infertility (Kemadji et al., 2022).. The use of leaves must be encouraged as it represents no danger to plant regeneration and ensures the conservation of floristic richness (Savio et al., 2020).

These organs were prepared mainly as decoctions by the majority of local populations (80%) and generally administered orally (89%). These results corroborate those of many authors (Houmenou et al., 2017; Koman et al. (2019); Savio et al., 2020). According to Savio et al.

(2020) this could be justified by the fact that decoction allows the most active principle to be collected and cancels out the toxic effect of certain recipes. The preference of oral route could be explained by the fact that the disease is linked to bacterial and fungal infections most often located in the deep organs (Koman et al., 2019); so to reach them, the biocompounds must transit through the digestive tract (Tra Bi et al., 2008).

As the treatment of female infertility is traditionally complex, local populations provided better management of factors that contribute to it. Among these factors favoring female infertility, they are stomach aches (54%), painful menstruation (17%) and toxoplasmosis (17%).

4. CONCLUSION

The data from this study show that the local population of Kita use a several plant species to treat female infertility and associated ailments (stomach aches, painful periods, *Toxoplasma gondii* infections...). Leaves and barks were the most prized parts of these plants. These organs or parts were mainly prepared as decoctions and administered orally. For a better valorization and a rational use of these species, it would be necessary to evaluate their phytochemical composition, toxicity and anti-fertility activities.

REFERENCES

- Diassana, M., Dembele, S., Macalou, B., Sidibe, A., Hamidou, A., Doumbia, F., Haidara, M., Kane, F., Sylla, C., Bocoum, A., & Traore, S. (2023). Impact of the couple's infertility on the psychological state of women at the Fousseyni Daou hospital in Kayes. 7(2), 323–329.
- Diawara, B. (2010). Study of the phytochemistry and biological activities of two ficus used in the traditional treatment of dysmenorrhea. Faculty of Medicine, Pharmacy and Odontostomatology of the University of Bamako, 88.
- Françoise, A. A., Koffi, K., William, D., Emmanuel, B., Atèhèzi, T., Kosi, N. M., Kudzo, G. A., Jacques, D., Amégnona, A., Sodokè, T. K., & Messanvi, G (2018). Ethnobotanical investigation into the traditional management of female infertility in the Savanes health region of Togo. *European Scientific Journal*, ESJ, 14(3), 358. <https://doi.org/10.19044/esj.2018.v14n3p358>
- Houmènou, V., Adjatin, A., Assogba, F., Gbénou, J., & Akoègninou, A. (2018). Phytochemical and cytotoxicity study of some plants used in the treatment of female sterility in South Benin. *European Scientific Journal*, 14(February 2018), 6. <https://doi.org/10.19044/esj.2018.v14n6p156>
- Houmenou, V., Adjatin, A., Tossou, M. G., Yedomonhan, H., Dansi, A., Gbenou, J., & AKOEGNINO, A. (2017). Ethnobotanical study of plants used in female sterility in the departments of Ouémé and the plateau in southern Benin. *International Journal of Biological and Chemical Sciences*, 11(4), 1851–1871.
- Kemadji, J. N., BAKARNGA-VIA, I., NGUINAMBAYE, M. M., & Otchom, B. B. (2022). Ethnobotanical and phytochemical study of medicinal plants used in the treatment of female infertility in N'Djamena, Chad. 21(2), 131–140.
- Koman Silvére, R., Blaise, K. W., Konan, Y. A. O., & Ouattara, D. (2019). Palms used in the traditional treatment of female infertility in the Dabakala department (Ivory Coast). 42(1), 7086–7099.
- Kouamé, N., N'goan-Domoua, A.-M., Konan, N., Séтчéou, A., OlivierTra-Bi, N'gbesso, R., Kéita, A.-K., & Kéita, A (2012). Contribution of transvaginal ultrasound associated with hysterosalpingography in the etiological research of female infertility in Abidjan (Ivory Coast). 16(4), 43–49.
- Méлоdie, V. B., & Christine, W. (2018). fertility and infertility: Definition and epidemiology, *Clinical Biochemistry*. *Clinical Biochemistry*, 62, 2–10.

<https://doi.org/10.1016/j.clinbiochem.2018.03.012>

- Sanogo, B. (2010). Study of the antioxidant and anticonvulsant activities of two (02) medicinal plants from Mali. 116.
- Savio, S., Issiaka, T., Nouhoum, D., Samake, M., & Rokia, S. (2020). Ethnobotanical study and phytochemical screening of ornamental plants for therapeutic use in the district of Bamako, Mali. *International Journal of Advanced Research*, 8(8), 251–262. <https://doi.org/10.21474/ijar01/11487>
- Telefo, P., Lemfack, M., Bayala, B., Lienou, L. L., GOKA, M., Mouokeu, C., Tagne, S., & Moundipa, F. (2012). Ethnopharmacological investigation of plants used in the treatment of female infertility in the localities of Fossong-Wentcheng and Foto, Cameroon. Researchgate, February 2012. <https://doi.org/10.1007/s10298-011-0678-6>
- Tembely, F. (2008). Sterility of the couple in the reference health center of commune V-Bamako in relation to 145 cases. 101.
- Togola, I., Konaré, M. A., Diarra, N., & Karembé, M. (2022). Ethnobotanical and floristic investigations of *Datura* species in Mali. *European Journal of Medicinal Plants*, 33(12), 73–87. <https://doi.org/10.9734/EJMP/2022/v33i121114>
- Togola, I., N Diaye, M., Traoré, N., Konaré, A. M., & Diarra, N. (2023). Ethnobotanical and comparative study of the antioxidant and anti-inflammatory potential of three organs of *Zanthoxylum zanthoxyloides*, a plant used in the traditional treatment of sickle-cell disease in Bamako. *GSC Biological and Pharmaceutical Sciences*, 25(01), 019–030.
- Tra Bi, F., Irie, G., N'Gaman, K., & Mahou, C. (2008). Studies of some therapeutic plants used in the treatment of high blood pressure and diabetes: two emerging diseases in Ivory Coast. *Science & Nature*, 5(1), 39–48. <https://doi.org/10.4314/scinat.v5i1.42150>
- Traore, F.B. (2010). Study of marital infertility in the Gyneco-obstetrics departments of the POINTG hospital. 123.
- Traoré, K., Haidara, M., Denou, A., Dembélé, S. M., & Sanogo, R. (2023). Medicinal plants used in the treatment of childhood illnesses in four ecological and cultural zones of Mali. *RAMReS Review – Pharmacopoeia and Traditional African Medicine Series*, 22(1), 91–102.
- Tuttolomondo, T., Licata, M., Leto, C., Savo, Bonsangue, G., Letizia Gargano, M., Venturella, G., & La Bella, S. (2014). Ethnobotanical Investigation on Wild Medicinal Plants in the Monti Sicani Regional Park (Sicily, Italy). *Journal of Ethnopharmacology*, 153(3), 568–586.