

Original Research Article

Packets' Congestion Management With Fuzzy Control Admission Policy For Differentiated Service Networks

Comment [u1]: The title of the paper should be change to «A Priority-based congestion control scheme in differentiated Service Networks.» Use the Acroym PCCS as the name of your proposed methodology.

ABSTRACT

This study presents a priority-based admission control system for ensuring stability in a differentiated service network using a fuzzified admission policy. In the model, packets of varying sizes of data were transmitted from a source through a traffic conditioner which separates the packets into two independent sources by classifying them into high and low priorities. While class A arrivals are not denied admission into the buffer, this is not the case with class B arrivals as the later may be denied admission if congestion is bound to occur at the admittance of such arrivals. Arrivals from both sources follow a Poisson distribution process of $\alpha(k) = (\lambda^k / k!)e^{-\lambda}$ while the general distribution process for service time is an arbitrary probability density function, $f_Y(\gamma)$. Arrivals denied admission are dropped and transmitted to the tree manager via the bottleneck router so that the packets could be arranged as nodes in an AVL tree structure which adopts tree properties to manage and transmit nodes to the buffer based on node rotations. Simulation results indicate a good performance of the proposed method in its application in differential service networks.

Comment [u2]: Replace with paper proposes. State the background of the Differentiated Service Networks and the existing problem (s) in DSN that motivates you carryout this research before this paragraph.

Comment [u3]: Change to Fuzzy

Comment [u4]: Remove and move to methodology

Comment [u5]: Change to «Results of the simulation experiments revealed that

Keywords: [tree structure, node, transmission, tree manager, network traffic]

Comment [u6]: Remove all and leave network traffic. You can add Priority Scheduling, Admission Control and Congestion Control

1. INTRODUCTION

Differentiated services (DiffServ) is a class of service model used to specify and control internet protocol network traffic by class. The goal is to ensure that certain types of traffic that require a relatively uninterrupted flow of data get precedence over other kinds of traffic. It is one of the most advanced network solutions for managing network traffic. It aims to divide traffic into multiple classes and treat them differently. Such classification and differentiation are especially useful when there is a shortage of networking resources [1].

DiffServ is a computer networking architecture that specifies a mechanism for classifying and managing network traffic and providing quality of service on modern Internet Protocol (IP) networks. It could, for example, be used to provide low-latency to critical network traffic such as voice or streaming media while providing best-effort service to non-critical services such as web traffic or file transfers [2].

Quality of service is the ability to provide different priorities to different applications, users or data flows in order to guarantee a certain level of performance such as a required bit rate, delay or delay variation, packet loss or bit error rates. Quality of service is important for real-time streaming of multimedia applications such as voice over IP, multiplayer online games, etc since these services often require fixed bit rate and are delay-sensitive. In essence, the quality of service is especially important in networks where the system has a limited resource such as in cellular data communication.

When too many packets are transmitted through a network, congestion may occur. At very high traffic, performance may collapse, resulting in non-delivery of packets thereby making the bursty nature of network traffic one of the rootcauses of congestion. Other

Comment [u7]: Remove

causes of network congestion may include ill-configuration of networks and slow routers [3]. This can be corrected either by open-loop or closed-loop methods. In the open-loop method, congestion is prevented by carefully having a good design of the network parameters and structures. With the closed-loop method, the system is monitored to detect congestion, pass this information to where action can be taken and adjust system operation to correct the problem [3]. This is because packets' dropping wastes network resources used for carrying the packet from its source to the router experiencing congestion.

The most common drop strategy used for differentiating queue mechanisms is "drop-arrivals", which is otherwise known as "drop-tail". With this approach, packets are dropped only as they arrive since already queued packets are never dropped. When offering loss-rate differentiation, the drop-arrivals strategy could delay packets' dropping. With drop-arrivals, the router need to wait until packets tagged with higher drop precedence levels arrive and are consequently dropped. Delayed drops can result in complex loss patterns and more jitter compared to dropping packets immediately at congestion [4]. When drops are delayed, the transmission control protocol (TCP) reduces its sending rate later than if drops were made immediately when congestion first occurred. Moreover, TCP increases its sending rate until packet loss is detected exponentially at slow-start and linearly at congestion avoidance.

According to [5], advancement in telecommunication technology is now being directed at adapting traffic patterns to network congestion control. As a result, congestion control methods are modeled such that transmission rates increase linearly when there are no congestion signals. In essence, when congestion is detected, transmission rate decreases by a multiplicative factor. This is the case of TCP in the Internet as congestion is detected at the source, through signals such as packet losses or some negative acknowledgment mechanisms [6]. However, continuous increase in the rate of data transmission over networks has made it necessary to ensure that network congestions are addressed as they occur.

While TCP congestion control mechanism is used to prevent congestion collapse, Active Queue Management (AQM) schemes have been proposed to complement the TCP network congestion control [7]. In AQM schemes, performance of two threshold over single threshold is reported. Two thresholds can always be adjusted to give a lower delay for the same throughput. The AQM scheme used with priority structures is able to provide better quality of service, reduce traffic congestion and packet delays [8].

A study on single server finite capacity queueing model under the $\langle p - F \rangle$ policy was investigated by [9]. The results established a steady-state analytical formulae for various performance indices. A finite state-dependent queueing system with admission control F -policy and general retrial attempt was proposed by [10]. The researchers used a recursive method to find system performance indices and derived the cost function. In a similar research, [11] studied Zadeh's extension principle as well as fuzzy Markov chains, thereby generating a general solution for queueing systems in a fuzzy environment.

An analysis of a queueing model for priority classes using triangular fuzzy numbers with the help of fuzzy set theory was studied by [12]. In a similar study, [13] investigated the queueing model for F -policy using fuzzy parameters. The researchers used a mathematical programming approach to derive the membership function of the performance measures. An investigation into the admission control for customers using F -policy in a queueing system was studied by [14] while [15] investigated the mathematical modeling and computation of real-time problems as it relate to queue network. This was done by using the Markovian admission control policy at startup.

The management problem of queueing system with F -policy and a startup time to solve the problem of admission in a queueing system was studied by [16]. The researchers used the supplementary variable technique and recursive method for obtaining the steady-

state probability distribution of the number of customers in the system. A cost function was also constructed to find the best management admission control F -policy at the best price.

2. LITERATURE REVIEW

This section is discussed under two sub-headings: related studies and priority scheduling.

2.1. Related Studies

Studies on congestion control in queue networks are enormous in literature. In a study on methods of avoiding queue overflow and reducing queue delay at evolved-NodeB (eNodeB) in Long-Term Evolution networks using congestion feedback mechanism, [9] suggested the use of controlled delay in which the channel rate is changed so that the channel queue capacity can be adapted based on data weight. Result showed that the proposed algorithm outperformed Random Early Detection (RED) gateway. Similarly, [10] proposed an improvement of service quality using queue method in internet topology. The study adopted the First-In, First-Out (FIFO), Random RED and Per-Connection Queue (PCQ) methods. Results indicated that RED performed better compared to PCQ and FIFO when several users were simultaneously downloading data in the queue.

The performance of two adaptive TCP models were compared with RED and fixed-parameter Proportional Integral (PI) on a MATLAB platform by [11]. Results indicated that the two adaptive TCP models performed better than the fixed-parameter PI and RED controllers. In a similar study, an Adaptive Queue Management algorithm with Random Dropping (AQMRD) was proposed by [12]. It incorporates information about the average queue size and its rate of change to threshold level that falls in-between the minimum and maximum thresholds. Results indicated that the AQMRD was able to minimize packets' dropping by managing the difference between minimum and maximum thresholds.

While several researches had shown that RED can improve TCP performance under certain parameter settings and network circumstances, yet the basic RED algorithm is subject to several inadequacies including sensitivity to its control parameters, bandwidth unfairness and low throughput. To overcome some of these problems, some researchers had proposed several variants of RED while others suggested making modifications to it. RED with Reconfigurable Maximum Dropping Probability which aims at average queue size reduction and delay time scheduling without any effect on the rate of packet dropping and link utilization via simulation using OPNET was proposed by [14]. Results indicated that the RRMDP has a more controllable average queue size, which led to lower queuing delay without affecting the link utilization and throughput. In addition, the controllable average queue size keeps the router queue away from buffer overrun, even in the case of severe congestion.

While there are enormous studies on the application of series of methods to solve customers' admission problem in queue networks, to the best of our knowledge, there is none which had addressed the problem by the assignment of priority to individual packets, consequently dropping packets of lower priorities to be managed in a tree-like manner in a bottleneck router if their admission would result in incipient congestion. In essence, this study aims at proposing a congestion management model in which packets with lower service priorities are dropped and are arranged in a tree structure by a tree manager which can be re-transmitted when the server becomes idle. Packets dropped are arranged as nodes in an Adelson-Velsky and Landis (AVL) tree. These packets are rotated from time to time based on tree properties and are re-transmitted to the server based on rotations once the server is ready to attend to them. With this

Comment [u8]: After this paragraph, state clearly the problem (s) you observed from the existing literatures and what is the contribution of your proposed model in addressing the mentioned problem.
The next paragraph should discuss about discuss about organization of the remaining sections of the paper.

Comment [u9]: Remove and write related works.

approach, packets dropped are not lost but rather arranged based on sizes in a tree structure. This method ensures that high-priority packets have minimal delay, if any, in the process of admission into the buffer at any point in time.

2.2. Priority Scheduling

Comment [u10]: Remove 2.2

Multimedia applications such as video streaming could be affected by the delay of individual packets. Since the transmitted content (video frame or voice samples) need to play continuously on the receiver side, a delay in only a fraction of the packets could result in a stall or errors in the video or garbling of the received speech signal. This had led to the development of mechanisms and architectures such as DiffServ which enhances the ability of network operators to provide different classes of service to different types of network flows [15]. Consequently it is possible for an Internet Service Provider to treat packets that it could identify as belonging to a multimedia traffic flows preferentially by giving such a higher priority in packet queues or guaranteeing a minimum delay and flow throughput.

Priority scheduling processes a packet with higher priority before all packets with a lower one whenever there is one in queue. This can be pre-emptive by interrupting the current processing of a low-priority packet that is currently being processed even if it has a lower priority than another packet arriving during this service time. In order to model this system, the average waiting time for a queue system with two priorities is derived and then providing the solution for the general case [16]. If D_{st_i} is the service time distribution of packet priority class i while λ_i is the arrival rate of packets of this class, then $\rho_i = \lambda_i \cdot E[D_{st_i}]$, with $\rho = \sum_i \rho_i < 1$ is necessary for the system to remain stable.

In order to distinguish the condition in which an arriving packet is of high priority (priority class 1) or of a low priority (priority class 2). For a priority class 1 packet, the average waiting time is:

$$\begin{aligned} E[D_{q1}] &= E[N_{q1}] \cdot E[D_{s1}] + E[D_r] \\ E[D_{q1}] &= \lambda_1 \cdot E[D_{q1}] \cdot E[D_{s1}] + E[D_r] \\ E[D_{q1}] &= \rho_1 \cdot E[D_{q1}] + \frac{\lambda_s}{2} E[D_s^2] \\ E[D_{q1}] &= \frac{\lambda E[D_s^2]}{2(1-\rho_1)} \quad (1) \end{aligned}$$

In this case $E[D_r]$ is the residual service time for the packet being served upon arrival. Since this service is not preemptive, it may be a packet of any priority. This can be expressed as $E[D_r]$ in terms of the general service time distribution. However, the number of packets in the buffer that need to be processed before the arriving packet is only the number of packets $E[N_{q1}]$ of the high priority class, since it takes precedence over the lower priority packets. The high-priority packets only need $E[D_{s1}]$ as the average service time.

An arriving packet of low priority will wait until:

- the server complete service with the packet currently being served;
- the packets of both low and high priority found in the queue upon arrival have been served; and
- The packets of high priority that arrived during the waiting period have been served.

The average waiting time of the low priority packets, according to [17] can be expressed as:

$$E[D_{q2}] = E[N_{q1}] \cdot E[D_{s1}] + E[N_{q2}] \cdot E[D_2] + \lambda_1 \cdot E[D_{q2}] \cdot E[D_{s1}] + E[D_r]$$

This can be simplified as:

$$E[D_{q2}] = \lambda_1 \cdot E[D_{q1}] \cdot E[E_{s1}] + \lambda_2 \cdot E[D_{q2}] \cdot E[D_{s2}] + \lambda_1 \cdot E[D_{q2}] \cdot E[D_{s1}] + \frac{\lambda}{2} E[D_s^2]$$

$$E[D_{q2}] = \rho_1 E[D_{q1}] + \rho_2 E[D_{q2}] + \rho_1 E[D_{q2}] + \frac{\lambda}{2} E[D_s^2] \quad (2)$$

Further simplification of (2) gives (3):

$$E[D_{q2}](1 - \rho_2 - \rho_1) = \rho_1 E[D_{q1}] + \frac{\lambda}{2} E[D_s^2]$$

$$E[D_{q2}] = \frac{\rho_1 E[D_{q1}] + \frac{\lambda}{2} E[D_s^2]}{(1 - \rho_2 - \rho_1)}$$

$$E[D_{q2}] = \frac{\frac{\rho_1 \lambda}{2} E[D_s^2] + \frac{\lambda}{2} E[D_s^2]}{(1 - \rho_2 - \rho_1)}$$

$$E[D_{q2}] = \frac{\lambda E[D_s^2]}{2(1 - \rho_2 - \rho_1)(1 - \rho_1)} \quad (3)$$

The average waiting time of the low priority packets is given is (3) and it differentiates it from the high priority packets.

3. METHODS AND MATERIALS

This section is discussed under the following sub-sections: problem formulation, tree structure and packets' characteristics, node arrangement of packets in the AVL tree, packets' re-transmission from tree to buffer, design of fuzzy control admission policy, simulation as well as results and discussion.

3.1. Problem formulation

It is conventional for the transmission control protocol flow control mechanism to slow down the sending rates to avoid packet losses when the network becomes congested. This is one of the inbuilt design features of the TCP flow control mechanism. In a differentiated service network, whenever there is a signal of incipient congestion occurring, the controller denies admission to packets having low service preferences by dropping them to pave way to packets with higher service preference. Consider a single-server queuing system having two classes of packets' arrivals as depicted in figure 1.

Comment [u11]: Remove and write Priority-Based Congestion Control Scheme (PCCS)

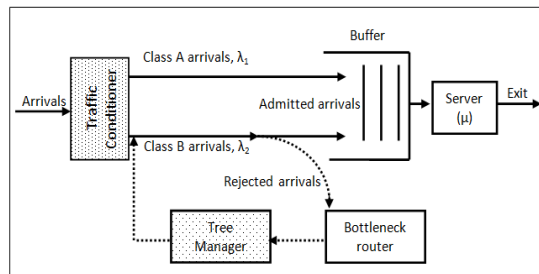


Figure 1: A single-server queue with arrival and congestion control

In figure 1, there is one major arrival source. These arrivals are then classified into two classes, i.e. two independent Poisson arrivals of class A and class B based on priority by the traffic conditioner. Figure 2 is the structure of the traffic conditioner.

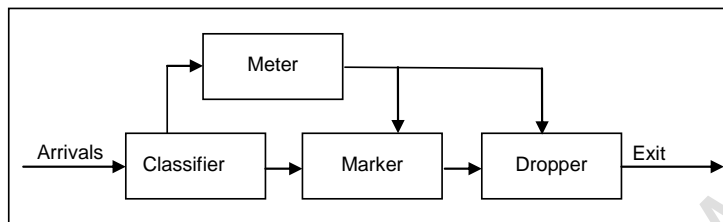


Figure 2: Schematic structure of a traffic conditioner.

A traffic conditioner is a part of a network node that takes the node's ingress as its input and places the packets in its output so as to satisfy the service requirements set [2]. A classifier selects packets from a traffic stream based on the content of some portion of the packet header, a meter measures the temporal properties of the stream of packets selected by a classifier against the traffic profile specified in the traffic conditioning agreement. Consequently, it passes state information to the marker, which identifies whether a packet is of high priority or otherwise, while the dropper manages incoming stream by dropping packets that are of low priority if their admission would result in system congestion or delay service to packets of higher priority.

Packets arrive at the buffer at rates λ_1 and λ_2 for classes A and B respectively while the buffer has unlimited capacity and the order of service is irrelevant. An exponential server services the packets at rate μ . Class A arrivals enter the buffer without restriction while Class B arrivals could either be admitted or denied admission and consequently dropped into the bottleneck router. The system receives a fixed reward (r) for each admitted arrival of packet and pays a holding cost (h) per arrival per unit time in the system. It is necessary to decide the optimal admission policy so that the average profit is maximized on one part and also ensuring that no packet is lost to congestion as packets dropped kept safe so as to enable re-transmission as soon as the server is idle.

3.2 Tree Structure and Packets' Characteristics

If incipient congestion occurs within the intermediate node of the buffer, it is signaled dropping incoming lower preference class B packets in order to pave way for packets with higher preferences to be admitted into the buffer with minimal delay. Packets being dropped are transmitted into the bottleneck router and are arranged as nodes based on size in an AVL tree structure.

A tree is an abstract data type which simulates a hierarchical structure with a root value and subtrees of children with a parent node, represented as a set of linked nodes [5]. It is a non-linear and hierarchical data structure consisting of a collection of nodes such that each node of the tree stores a value which is a list of references to the nodes i.e. the children. Generally, a tree consists of a root and zero or more subtrees i.e. T_1, T_2, \dots, T_n , such that there is an edge from the root of the tree to the root of each subtree [18]. In the design of the proposed model, the structure adopted is a tree with several nodes which represent network packets.

An AVL tree is defined as a self-balancing binary search tree where the difference between heights of left and right subtrees for any node cannot be more than one. The difference between the heights of the left subtree and the right subtree for any node is

Comment [u12]: Remove

known as the balance factor (bf) of the node. The AVL tree is named after its inventors, Georgy Adelson-Velsky and Evgenii Landis.

A packet carries important information such as size, time-to-live, source, destination IP address, checksum for error detection, 16-bit identification number, etc. It may also indicate whether or not the packet can be fragmented while also including information about re-assembling fragmented packets, i.e. fragmentation offsets [19]. However, since packets are treated as nodes in the tree, packet's information considered in the design of the proposed model is the node size.

The node size refers to the size of packet (in bytes), treated as nodes in the tree. The minimum size of an internet protocol packet is 21 bytes (which includes 20 bytes for the header and 1 byte of data) while the maximum size is 65,535 bytes [6]. However in practice, most packets are about 1500 bytes. For the purpose of this model, the size of packets, treated as nodes does not include the size of the header but rather the size of data only. The node size of each packet is arranged in the AVL tree structure.

3.3. Node Arrangement of Packets in the AVL Tree

If it is assumed that the following packet sizes (in bytes): 43, 54, 21, 17, 90, 36, 49, 28 and 46 were dropped and transmitted to the bottleneck router as a result of incipient congestion. The packets are arranged as nodes in the AVL as depicted in figure 3.

Comment [u13]: Remove

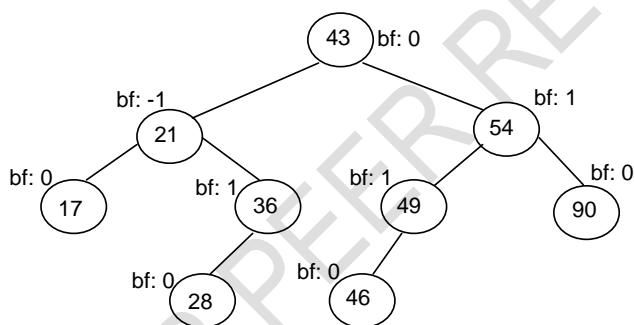


Figure 3: A balanced AVL tree structure for dropped packets arranged as node

It is important to note that the balance factor (bf) is indicated for each node in figure 3. If another node with size 25 bytes is dropped by the buffer and consequently transmitted to the bottleneck router, it is added as a node to the existing tree. With this addition, the new tree is depicted in figure 4.

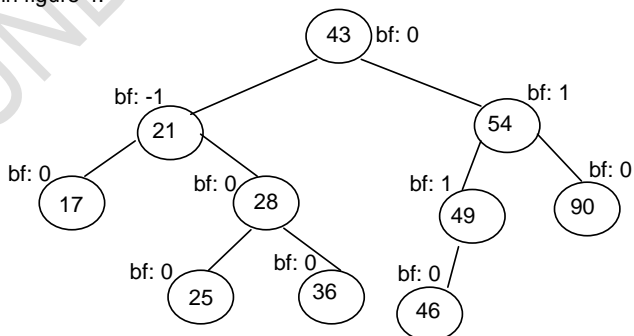


Figure 4: The balanced AVL tree structure after the insertion of node 25

3.4. Packets' Re-Transmission from Tree to Buffer

Transmission from the AVL tree is done on the basis of arrival in the tree. In other words, the node is transmitted on First-Come, First-Served basis. The first arrival in the tree is 43, then this node is removed and re-transmitted to the buffer for service. Once node 43 is removed, the new structure of the tree is as depicted in figure 5.

Comment [u14]: Remove

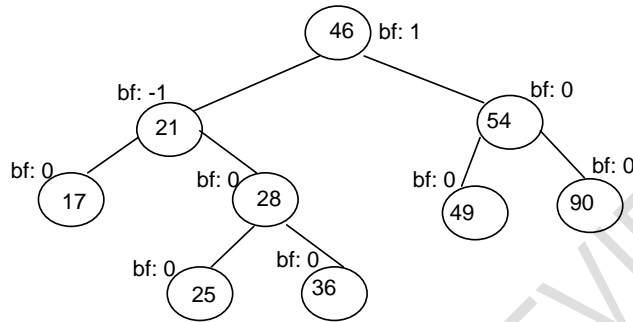


Figure 5: Resulting AVL tree structure after the deletion of node 43.

The process of removal of node from the tree and consequent re-transmission to the buffer for service takes the same form for other nodes until all nodes in the tree are transmitted one after the other till they are exhausted.

3.5. Design of the Fuzzy Control Admission Policy

The decision epochs at which arrivals are controlled coincide with the arrival times of class B arrivals. As a result, the state of the system at the decision epochs is described by the total number, y , of class A and class B arrivals in the system including the one in service (if any). Hence $y = 0, 1, \dots, n$. In order to avoid a trivial situation in which a class B arrival is denied admission even while the system is empty, it is assumed that $r > \frac{h}{\mu}$. With this, it is beneficial to the system to admit a class B packet when the system is empty. For this case, the crisp rule for $y = 0$ could be expressed as:

"If there are no arrivals in the system, then a class B arrival seeking admission into the system is admitted".

Similarly, it is necessary to consider cases where $y \geq 1$. As only class A arrivals are uncontrolled, then the system is stable if $\lambda_1 < \mu$. When the arrival rate is high, it becomes necessary to reject class B arrivals so as to avoid queuing delays and costs. The number of arrivals in the buffer s is chosen such that $s = y - 1, s = 0, 1, \dots$. The arrival rates $\lambda_1 \in [0, \mu)$ and $\lambda_2 \in [0, \alpha)$ serve as fuzzy inputs with four linguistic values "zero", "fairly positive", "positive" and "highly positive" represented as "ZE", "FP", "PO" and "HP" respectively. The decision, $d = 1, 0$ is the fuzzy output in which "1" indicates "admit a class B arrival" while "0" indicates "reject a class B arrival". There are three main arguments on the basis of which the fuzzy rules are formulated. These are as follows:

- A higher arrival rate of class B packets weakens the decision, d : "admit a class B arrival". In this case, it is optimal to accept new arrivals as it merely incur holding costs.
- As arrivals increase, the holding cost becomes greater than the reward. Consequently, arrivals are denied admission.

Comment [u15]: Remove

- iii. Class A arrivals, λ_1 negatively affects the decision to admit a class B arrival in anticipation of future uncontrolled class A arrivals.

Since there are four linguistic values and three crisp input, we have 4^3 i.e. 64 rule combinations. However only rule combinations with output decision "Admit" and another 10 rule combinations with output decision "Reject" were randomly chosen. These are as follows:

- Rule Number 1: If s is ZE and λ_1 is ZE and λ_2 is ZE, then **Admit** Arrival
- Rule Number 2: If s is ZE and λ_1 is ZE and λ_2 is FP, then **Admit** Arrival
- Rule Number 3: If s is ZE and λ_1 is ZE and λ_2 is PO, then **Admit** Arrival
- Rule Number 4: If s is ZE and λ_1 is FP and λ_2 is PO, then **Reject** Arrival
- Rule Number 6: If s is ZE and λ_1 is FP and λ_2 is ZE, then **Reject** Arrival
- Rule Number 7: If s is ZE and λ_1 is FP and λ_2 is FP, then **Admit** Arrival
- Rule Number 11: If s is FP and λ_1 is ZE and λ_2 is FP, then **Admit** Arrival
- Rule Number 13: If s is FP and λ_1 is FP and λ_2 is ZE, then **Admit** Arrival
- Rule Number 15: If s is ZE and λ_1 is PO and λ_2 is FP, then **Admit** Arrival
- Rule Number 16: If s is ZE and λ_1 is PO and λ_2 is ZE, then **Admit** Arrival
- Rule Number 17: If s is ZE and λ_1 is ZE and λ_2 is HP, then **Reject** Arrival
- Rule Number 19: If s is FP and λ_1 is PO and λ_2 is HP, then **Admit** Arrival
- Rule Number 23: If s is FP and λ_1 is ZE and λ_2 is ZE, then **Reject** Arrival
- Rule Number 27: If s is ZE and λ_1 is HP and λ_2 is ZE, then **Reject** Arrival
- Rule Number 29: If s is PO and λ_1 is ZE and λ_2 is HP, then **Admit** Arrival
- Rule Number 32: If s is ZE and λ_1 is PO and λ_2 is HP, then **Reject** Arrival
- Rule Number 39: If s is FP and λ_1 is FP and λ_2 is FP, then **Reject** Arrival
- Rule Number 42: If s is FP and λ_1 is FP and λ_2 is PO, then **Reject** Arrival
- Rule Number 45: If s is PO and λ_1 is ZE and λ_2 is ZE, then **Reject** Arrival
- Rule Number 49: If s is HP and λ_1 is ZE and λ_2 is ZE, then **Reject** Arrival

The membership functions for λ_1 is shown in figure 6.

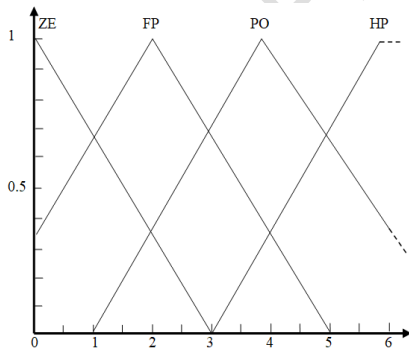


Figure 6: Membership functions for λ_1

The membership functions for λ_2 is shown in figure 7.

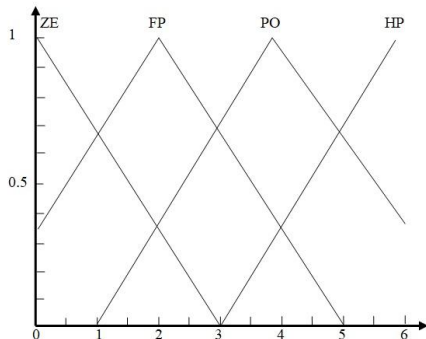


Figure 7: Membership functions for λ_2

The membership functions for s is shown in figure 8.

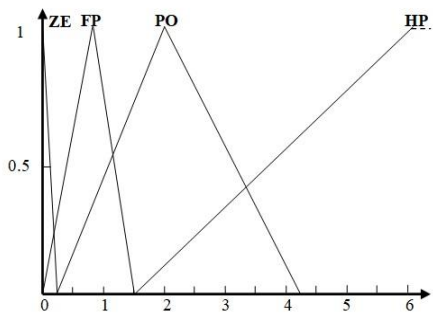


Figure 8: Membership functions for s

The output, d is represented with a singleton membership function assigns membership value "1" to "Admit an arriving packet" and value "0" to "Reject an arriving packet". The membership functions for output, d is represented with an impulse function as shown in figure 9.

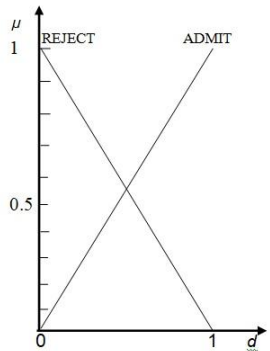


Figure 9: Membership functions for output, d

Mathematically, this is formulated as:

$$\mu(d) = \begin{cases} 1, & \text{if } d = 1, \\ 0, & \text{otherwise} \end{cases}$$

It implies from the rule if s is HP and λ_1 is ZE and λ_2 is ZE, then d is REJECT. Hence HP for s is expressed in (1):

$$y_{\lambda_1} = y_{\lambda_1} = 0 = \frac{r\mu}{h} \quad (1)$$

For λ_1 , the rule if s is ZE and λ_1 is HP and λ_2 is ZE, then d is REJECT. The threshold value can be calculated using (2):

$$\lambda_{1,s} = \lambda_2 = 0 = \frac{\mu(r\mu - 2h)}{h} \quad (2)$$

Since λ_2 is bounded from above by μ , it can be expressed as (3):

$$\lambda_{2,s} = \lambda_2 = 0 = \mu \quad (3)$$

The admission and rejection of packets by the admission controller is a semi-Markov decision process. This makes it possible for the system to admit a packet provided that the number y of customers in the buffer is below a threshold value. This implies that the optimal threshold y_1 is expressed by:

$$y_1 \leq \frac{r\mu}{h} < y_1 + 1,$$

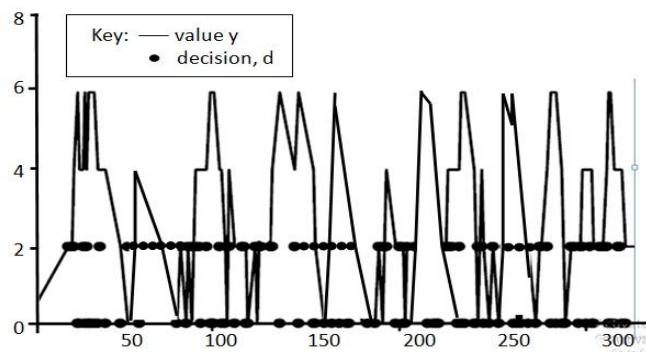
However, the socially optimal threshold y_s is given by:

$$\frac{y_s(1-\rho) - \rho(1-\rho^{y_s})}{(1-\rho)^2} \leq \frac{r\mu}{h} < \frac{(y_s+1)(1-\rho) - \rho(1-\rho^{y_s+1})}{(1-\rho)^2}$$

where $\rho = \frac{\lambda}{\mu}$

3.6. Simulation, Results and discussion

The fuzzy controller to an M/M/1 queuing system with two arrival streams with parameters: $\lambda_1=0.25$, $\lambda_2=0.05$, $\mu = 0.15$, $h = 2$ and $r=50$ was considered. The simulation began with an initial state $y=0$, and the system performance for the first 300 time units is as depicted in figure 10.



Comment [u16]: Remove

Figure 10: The fuzzy control policy for the evolution of y and decision, d .

An observation of figure 10 indicates that the number of customers in the system, i.e. y does not exceed 4. This implies that the admission controller will admit an arriving packet (i.e. $d=1$) into the buffer provided that the value of $y \leq 4$. On the other hand, the admission controller will deny admission (i.e. $d=0$) to an arriving class B packet into the system. This is a threshold policy with threshold value, $y_s = 4$. The implication of this is that the two categories of packets in the system are service-prioritized.

Arrivals with priority value less than 4 are treated as low-service preference packets with those with priority value equal to or greater than 4 are treated as high-service preference packets. This is the basis of classification and treatment when incipient congestion is signaled. If the system discovers that the admission of a low-priority will affect the admission and / or service of a high-priority packet, such arrival is dropped into the bottleneck router and consequently to the tree manager where it is treated as a node in an AVL tree structure and later re-transmitted into the buffer when it is safe to do so.

The decision epochs at which arrivals are controlled has a direct relationship with the arrival times of class B packets. It is obvious therefore that the state of the system at the decision epochs is a reflection of the total number of packets in the buffer, including the one in service. It is beneficial to the system to admit a class B arrival provided the buffer is empty. In this case, the value of reward r , is expressed as: $r > h/\mu$, consequently encouraging the admission of a class B arrival since it has no effect on any other class of arrival.

4. CONCLUSION

A priority-based admission system for managing congestion in a differentiated service network in which packets of varying sizes of data were transmitted from a general source but separated into two independent sources by classifying them into high and low priorities. While class A arrivals are not denied admission into the buffer, this is not the case with class B arrivals as the latter may be denied admission if congestion is bound to occur at the admittance of such arrivals. Arrivals denied admission are dropped and transmitted to the tree manager via the bottleneck router so that the packets could be arranged as nodes in an AVL tree structure which adopts tree properties to manage and transmit nodes to the buffer based on node rotations. If the system discovers that the admission of a low-priority will affect the service of a high-priority packet, such arrival is dropped into the bottleneck router and consequently to the tree manager. Consequently, decision epochs on which admission policy is based has a direct relationship with the arrival times of class B packets.

Comment [u17]: Which evaluation metric did you consider for the comparison e.g.: throughput, delay or packet loss?
Which paper is your benchmark and what is the level of improvement?

Comment [u18]: Include discussion on your results and future works.

CONSENT

Nil

ETHICAL APPROVAL

Nil

REFERENCES

- [1] Hoiland-Jorgensen, T., McKenney, P., T'ah, D., Gettys, J. and Dumazet, E. "The Flow Queue CoDel Packet Scheduler and Active Queue Management Algorithm". RFC 8290. January 2018.
- [2] Hoiland-Jorgensen, T., T'ah, D. and Morton, J. "Piece of CAKE: A Comprehensive Queue Management Solution for Home Gateways". In: *Proc. IEEE International Symposium on Local and Metropolitan Area Networks (LANMAN 2018)*. (Washington, District of Columbia, USA). June 2018, pp. 37–42. doi:10.1109/LANMAN.2018.8475045.
- [3] Gbadebo AD, Abimbola GO., Iposu ON. and Salami, IA. A Treap-Based Congestion Control Model for M/G/k Queue Network. Proceedings at the First International Conference of the College of Science and Information Technology, Tai Solarin University of Education, Ijebu-Ode, Ogun State, Nigeria. February 11-13, 2023. Pp.102-110.
- [4] Iyengar, J. and Thompson, M. *QUIC: A UDP-Based Multiplexed and Secure Transport*. Internet Draft Work in progress. Internet Society, October 2018.
- [5] Dordal, P. L. An Introduction to Computer Networks. Department of Computer Science, Loyola University, Chicago. 2021. p.537.
- [6] Hamdi, M. M., Mahdi, H. F., Abood, M. S., Mohammed, R. Q., Abbas, A. D. and Mohammed, A. H. Review on Queue Management Algorithms in Large Networks. *2nd International Scientific Conference of Engineering Sciences (ISCES) 2020*. pp. 110. doi:10.1088/1757-899X/1076/1/012034
- [7] Luo, Y., Zhou, R., Liu, J., Qiu, S. and Cao, Y. "An Efficient and Self Adapting Colour Image Encryption Algorithm Based on Chaos and Interactions Among Multiple Layers". *Multimedia Tools and Applications* 2018. 77(20). 26191-26217.
- [8] Adesh, N. and Renuka, A. "Avoiding Queue Overflow and Reducing Queuing Delay at eNodeB in LTE Networks Using Congestion Feedback Mechanism". *Computer Communications*. 2019. 146(1). 131-143.
- [9] Yeh, C., Lee, Y.-T., Chang, C.-J., and Chang, F.-M. (2017). Analysis of a two-phase queue system with $\langle p, F \rangle$ -policy. *Quality technology & quantitative management*. 14(2):178–194.

- [10] Jain, M. and Sanga, S. S. Admission control for finite capacity queueing model with general retrial times and state-dependent rates. *Journal of Industrial & Management Optimization*. 2020. 16(6). p.2625.
- [11] Li, R.-J. and Lee, E. Analysis of fuzzy queues. *Computers & mathematics with applications*. 1989. 17(7).1143–1147.
- [12] Negi, D. and Lee, E. Analysis and simulation of fuzzy queues. *Fuzzy sets and systems*. 1992. 46(3). 321–330.
- [13] Devaraj, J. and Jayalakshmi, D. “A Fuzzy Approach to Priority Queues”. *International Journal of Fuzzy Mathematics and System*. 2012. 2(4). 479–488.
- [14] Jain, M. and Sanga, SS. “State Dependent Queueing Models Under Admission Control *F*-Policy: A Survey”. *Journal of Ambient Intelligence and Humanized Computing*. 2020. 11(9). 3873–3891.
- [15] Meena, RK. and Kumar, P. “Performance Analysis of Markov Retrial Queueing Model Under Admission Control *F*-Policy”. In *Mathematical Modeling and Computation of Real-Time Problems*. 2021. 65–78. CRC Press.
- [16] Wang, KH., Kuo, CC. and Pearn, W. Optimal Control of an M/G/1/K Queueing System with Combined *F*-Policy and Startup Time. *Journal of Optimization Theory and Applications*. 2007. 135(2):285–299.
- [17] Miao, W. “Stochastic Performance Analysis of Network Function Virtualization in Future Internet,” *IEEE Journal on Selected Areas in Communications*. 2019. 37(3). 613- 626.
- [18] Okokpujie, K.O., Chukwu, E. C. and Noma-Osaghae, E. “Novel Active Queue Management Scheme for Routers in Wireless Networks”. *International Journal on Communications Antenna and Propagation*. 2018. 8(1). 53-61.
- [19] Patel, S. and Bhatnagar, S. “Adaptive Mean Queue Size and its Rate of Change: Queue Management with Random Dropping”. *Telecommunication Systems*. 2017. 65(2) pp. 281-295.
- [20] Kamal, A. and Murshed, M. “Adaptive RED with Dynamic Threshold Adjustment”. *A Research Report, Iowa State University*. 2005. 1- 42.
- [21] Jarvinen, I. Congestion Control and Active Queue Management During Flow Startup. *Doctoral Dissertation in the Department of Computer Science, University of Helsinki, Kumpula*, 2018. 102-104
- [22] Al-Allaf, AF. and Jabbar, AA. “RED with Reconfigurable Maximum Dropping Probability”. *International Journal of Computing and Digital Systems*. 2019. 8(1). 61-72.
- [23] Jiang, H., Liu, Z., Wang, Y., Lee, K. and Rhee, I. “Understanding Buffer-bloat in Cellular Networks”. In: *Proceedings of 2012 ACM SIGCOMM Workshop on Cellular Networks: Operations, Challenges, and Future Design (CellNet '12)*. (Helsinki, Finland). August 2012, pp. 1–6. doi:10.1145/2342468.2342470.

- [24] Johansson, I. "TCP HyStart Patch Deployment". Post on IETF TCPM Working Group Mailing List. May 2015. url: <https://www.ietf.org/mail/archive/web/tcpm/current/msg09675.html>.
- [25] Bellalta, B. and Occhsner, S. "Analysis of Packet Queueing in Telecommunication Networks". 2011. Course Notes. (B.Sc.) Network Engineering. 2nd Year. 104-106
- [26] James, S., Prakash, P. and Nandakumar, R. (2019) "TheTreeList: Introducing a Data Structure". *International Journal of Recent Technology and Engineering (IJRTE)* 7(6). 1093 - 1095.
- [27] Clark D. and Fang W. "Explicit Allocation of Best Effort Packet Delivery Service". *IEEE YACM Transactions on Networking*. August 1998. 6(4). 362 – 373.

UNDER PEER REVIEW