

Original Research Article

Nutritional Profiling and Characterization of developed Cake Premix by Using Finger Millets (*Eleusine coracana*) and Sweet Potato (*Ipomea batatas L.*)

Comment [Adaji1]: The FTIR used was not able to explain the means of characterization. Therefore is either you discourse your FTIR spectra by explain some relevant functional group or remove characterization from the topic and anywhere available. Hence the Tittle "Nutritional Profiling of developed Cake Premix Using....."

Comment [Adaji2]: Remove by

Abstract

Research in the areas of nutrition and health care, as well as the growing public knowledge of these subjects, support the potential of phytochemicals like dietary fibre on their health-beneficial properties. Finger millet (FM) rates higher in terms of nutritional composition than other cereal grains. When absorbed by the body, FM's nutritional composition lowers the chance of developing type 2 diabetes, hypertension, and gastrointestinal tract disorders. Due to the high levels of calcium (0.38%), dietary fibre (18%), and phenolic compounds (0.3–3%) in it, its usefulness in terms of nutrition is well understood. Additionally, they have been found to have anti-diabetic, anti-tumor, anti-atherosclerotic, antioxidant, and antibacterial activities. The study focused on the development, Physiochemical Analysis, Nutritional Profiling and Microbial analysis of Cake Premix By using Finger Millet and Sweet Potato in Different Ratio. A porous shape of the premix powder was shown by SEM-EDS. The structure of the Premix was mainly pore-free, uniform, and compact. showed that the Premix's surface was also smooth. Presumption powder's Fourier-transform infrared spectroscopy (FTIR) spectra were essentially identical within the wave-number range of 4000–400 cm^{-1} . the six-month period's microbiological proliferation (count of mould and yeast). The findings showed that during the storage period, there was no discernible variation in the microbiological load (yeast and mould count) in the created goods, suggesting that they were safe for ingestion for up to six months. The objective of the present research was intended to develop Cake premix by using Finger Millet and Sweet Potato in different Ratio which could be utilized as nutritional supplement and also helps in lowering the risks of lifestyle disorders.

Comment [Adaji3]: Remove By

Comment [Adaji4]: Full meaning of SEM-EDS at first use

Comment [Adaji5]: cm^{-1}

Key Word: Geminated Finger millet, sweet potato, chia sees, Nutritional profiling, SEM, FTIR, Microbial analysis

1. Introduction

The global food market is increasingly dominated by bakery items, which are widely consumed worldwide. One of the key items in the bakery field is cakes.

The word "millet" comes from the French word "mille," which means "thousand," and refers to the number of grains that may be found in a handful of millet [1]. A common cereal grain in various areas of the world with a low-income population is finger millet (*Eleusinecoracana*), commonly referred to as tamba [1]. The grain has different colour variations (brown, white, and light brown cultivars), a high concentration of carbohydrates, dietary fibre, phytochemicals, and essential amino acids, the presence of vital minerals, and a gluten-free status. Because it includes the amino acid methionine, which is deficient in the diets of hundreds of millions of the poor who depend on starchy staples like cassava, plantain, polished rice, or maize meal, finger millet is particularly beneficial. Methionine and tryptophan, two essential amino acids, are abundant in the finger millet proteins, as are significant levels of all other essential amino acids, with the exception of lysine [2]. The high prevalence of iron deficiency anaemia in pregnant women and calcium deficiency rickets in young children [2]. In northern Nigeria make finger millet a particularly relevant food source for those living there. Among all cereals, it contains the most calcium (344 mg/100 g). The millet does, however, also contain phytates (0.48%), polyphenols, tannins (0.61%), trypsin inhibitory factors, and dietary fibre, which, due to their metal chelating and enzyme inhibition activities, were once referred to as "anti-nutrients" [3]. However, they are now known as nutraceuticals.

It is also a good supplier of potassium, iron, copper, zinc, and other elements. It is a good source of pantothenic acid, thiamin, riboflavin, niacin, and vitamin B6. Smaller but nonetheless significant levels of vitamin E and K are also found. Due to its prominence among the few crop species that are widely farmed as staple food sources, wheat's nutritional content is crucial. Many health benefits of finger millet flour include its use in treating anaemia, reducing blood cholesterol, improving bone health, and helping people lose weight [4].

Sweet potatoes are known as "camote" in the local language and come in a range of hues, including red, purple, yellow, pink, beige, orange, and white. Manganese, micronutrients, and vitamins B1, B2, and B6 are all abundant in them [5]. In addition to providing nutrients (carbohydrates, beta-carotene (provitamin A), minerals (Ca, P, Fe and K), sweet potato flour can also contribute natural sweetness, colour, flavour, and dietary fibre to processed food products [6]. Micronutrients are present in sweet potatoes in various forms. There are significant amounts of vitamin C, moderate amounts of thiamin (vitamin B1), riboflavin (vitamin B2), and niacin, small amounts of pantothenic acid (vitamin B5), pyridoxine (vitamin B6), folic acid, and satisfactory levels of vitamin E. Due to its high carotenoid content, sweet potato flour might be advertised as a healthier alternative to wheat flour in sweet baked goods [7]. Carotene and vitamin C both function as potent antioxidants in the body by removing free radicals.

Chia, a perennial herbaceous plant whose seeds have been eaten for thousands of years, is also known as *Salvia hispanica*. The Spanish word "chia" is an adaptation of the Nahuatl word "chian" or "chien," which means "oily" [8]. The plant's seeds have received more attention recently

Comment [Adaji6]: Remove .

Comment [Adaji7]: Italicize all scientific names

Comment [Adaji8]: Remove .

Comment [Adaji9]: Remove .

Comment [Adaji10]: Remove .

Comment [Adaji11]: This statement makes no meaning

Comment [Adaji12]: No meaning

Comment [Adaji13]: Remove which

Comment [Adaji14]: Remove .

Comment [Adaji15]: Remove .

Comment [Adaji16]: Remove.

Comment [Adaji17]: italics

Comment [Adaji18]: Remove .

because to its culinary usage and potential health advantages. In ~~actuality~~, seeds are a rich source of nutrients, especially polyunsaturated omega-3 fatty acids, which protect against inflammation, improve cognitive function, and lower cholesterol. Additionally abundant in antioxidant chemicals that shield the body from free radicals, ageing, and cancer ~~are~~ polyphenols generated from caffeine found in seeds. [9]. Additionally, carbohydrate-based fibres, which are found in high concentration levels, are linked to lowering cholesterol, regulating intestinal function, and reducing inflammation. The current research looks at the wide range of uses for finger millet as a significant dietary supplement with a number of health advantages in the Indian context. [10].

Comment [Adaji19]: Replace with reality

Comment [Adaji20]: ...are due to

Comment [Adaji21]: Remove

Comment [Adaji22]: Ref [10] here

Comment [Adaji23]: remove

2. ~~Method and material~~Mat

Comment [Adaji24]: Materials and Methods

2.1 ~~Material~~

Comment [Adaji25]: Materials

The study was carried out at Babasaheb Bhimrao Ambedkar University's Food Science and Technology Laboratory (FSTL). The nutritious vegan cake was formed using malted finger millets, sweet potato, chia seeds, soymilk powder, brown sugar, cocoa powder, and virgin coconut oil. Finger millet and chia seed were purchased from organic Gyanwebsites and other ingredients like brown sugar, cocoa powder, baking soda, virgin coconut oil was purchased from lulu mall in Lucknow.

2.2 Malted Finger Millet Flour Preparation

The most common way to germinate finger millet in India is by using water, and the nutrition profile of germinated finger millet is better measured than that of germinated maize and germinated sorghum. [11]. To get rid of any undesirable particles, millet seeds were separated and thoroughly cleaned. Then, the seeds were immersed in water for a whole day. Five kilograms of weight were left on top of the mixture after extra water had been drained away and the seeds tied with muslin cloth. After germinating for 24 hours at 27°C, these seeds were dried for two days in the shade. The malted ragi seeds were ground into flour using an electric blender.

Comment [Adaji26]: Remove .

2.3 Sweet Potato Flour Preparation

The roots of sweet potatoes were cleaned and cut to remove any dirt, foreign substances, decaying parts, damage by insects, etc. These tubers were peeled and stored in tap water for 30 minutes to avoid enzymatic browning. Slices were then cut from the peeled samples with a knife. Using a tray dryer set at 65 °C for 12 hours, the slices were dried. The dried slices were ground into flour using a grinder, and the resulting sweet potato flour was sieved through an 80-mesh screen.

Comment [Adaji27]: Add Ref

2.4 Chia Seeds Flour Preparations

Chia seeds were cleaned and remove dirt particles after that cleaned chia seeds were ground into flour by using mixer.

2.5 Premix Powder Preparation

Premix Powder was made by combining Malted Finger Millet, Sweet Potato Flour, Chia Seeds Flour, Soymilk Powder, Brown Sugar, Baking Soda, and ~~Cocoa~~ Powder. 30 parts by weight, 40

Comment [Adaji28]: Change to Coaca

parts by weight, 50 parts by weight, and 60 parts by weight of composite flour, respectively. A bread sample made entirely of wheat flour served as the control. The flours were stored at room temperature and protected from light in polythene bags.

Table 1: Composition of Premix Powder

Comment [Adaji29]: Table 1: not Table: 1

Type of cake	Ingredient									
	Wheat flour (gm)	Malted finger millets flour (gm)	Sweet potato flour (gm)	Chia seeds flour (gm)	Soy milk Powder (gm)	Brown sugar (gm)	Baking powder (gm)	Coeca Powder (gm)	Virgin Coconut Oil (gm)	Water
Control	100				15	70	4	10	20	105
T1		60	35	5	10	50	3	5	10	100
T2		50	40	10	10	60	3	6	10	105
T3		40	50	10	15	80	4	8	10	105
T4		30	60	10	15	70	4	10	20	105
T5		60	30	10	15	70	4	10	20	105

Comment [Adaji30]: Use standard units "g" not gm and apply in all cases

2.6 Cake Preparation

The flour samples were used to make cake, however somewhat differently than suggested[12]. This includes soymilk powder, flavour, brown sugar, virgin coconut oil, and composite flour. After 40 minutes of baking at 150°C in a preheated oven, the mixture was chilled and deplaned.



Figure 1: Cake with Premix Powder

2.5 Determination of Proximate Composition of Raw Sample and Premix Powder

2.5.1 Moisture Analysis:

Using the oven method, the moisture content of the premix powder was ascertained. As per AOAC 2020, the oven's temperature was set at 105°C, which is a consistent temperature. 2 to 5 g of sample weight was added to the Petri dish, which was then left for 7 hours. The sample was weighed after cooling, and the results were recorded. As shown below, the moisture content was calculated.

$$\text{Moisture (\%)} = \frac{w_1 - w_2}{w_1} \times 100$$

w_2

whereas ~~Whereas~~, w_1 = before dried sample weight

w_2 = after dried sample weight

2.5.2 Ash content analysis:

The ash content was calculated using the procedure outlined in AACC (2000), Method no. 08-01.[13]. In this method, a 5 gm sample was weighed in an empty crucible and burned at 550°C in a muffle furnace for 8 hours until a grayish residue was left behind. A sample weighing 5 gm was placed in an empty crucible and burned for 8 hours at 550°C in a muffle furnace, leaving behind a brownish residue. Using the following formula, ash was calculated.

$$\text{Total ash content (\%)} = \frac{(W_2 - W_1)}{(W_1 - W)} \times 100$$

w = weight in gram of the empty crucible.

w_1 = weight in gram of the dish with dried material taken for test.

w_2 = weight in gram of the dish with the ash.

2.5.3 Protein analysis: According to (IS: 7219:1973): The protein content of samples was estimated by the Kjeldahl method. 5 gm of samples was introduced in digestion flask and to that 10 ml of concentrated H_2SO_4 and 5 gm of digestion mixture of K_2SO_4 : $CuSO_4$: Na_2SO_4 : K_2SO_4 : $CuSO_4$: Na_2SO_4 (equal ratio) was added. The flask was stirred to fully combine the ingredients before being placed on a heater to begin digestion until the mixture became transparent (blue green in colour). The entire procedure took three hours to complete.

The resulting solution was brought to room temperature and put to a volumetric flask of 100 ml. Distilled water was used to top up the volume. Thereafter, ten millilitres of digest were gently added to the distillation tube, along with 10 ml of 0.5 N NaOH.

Due to the presence of NH_4OH , a yellowish tint emerged during distillation. The distillate was then titrated with a 0.25 mol/L standard HCl solution until a pink colour was obtained. In order to determine how much titrant was utilised, the initial and final readings were recorded at this phase and marked as Vs. The nitrogen content of acetanilide or tryptophan after addition of 1 g of saccharose was determined at the titration stage for the blank, and the volume

Comment [Adaji31]: ???

Comment [Adaji32]: Use Ms word equation editor

Comment [Adaji33]: Delete

Comment [Adaji34]: ?????

Comment [Adaji35]: Use suitable reference

Formatted: Subscript

Formatted: Subscript

Formatted: Subscript

Formatted: Subscript

Formatted: Subscript

Comment [Adaji36]: mL not ml; apply in all cases please

Formatted: Subscript

Comment [Adaji37]: HCl not HCL

of titrant utilised was indicated as V_b . The %N in samples was calculated via the given formula followed by the calculation of % P by multiplying the %N with the protein factor (PF) that is 6.38 (Kirk et. al. 1950).

$$\text{Protein \%} = \frac{V_s - V_b}{m} \times F \times C \times f \times M(N) \times 1000 \times 100$$

Where,

V_s - volume of titrant used for sample

V_b - volume of titrant used for blank

F- molar reaction factor of titrant (HCl-1 and H_2SO_4 - 2)

C- concentration of titrant (mol/L)= 0.25mol/L

f- Factor of titrant = 1

M(N)- Molecular weight of Nitrogen = 14.007g/mol

m- sample weight

1000- conversion factor(mL into L)

%N- % weight of N

2.2.4 Fat content analysis: The Soxhlet technique was employed to determine the sample's fat content. A thimble is used to hold the sample; after heating the flask, the solvent evaporates and is transferred up to the condenser, where it is changed into a liquid and collected into the extraction chamber with the sample. The solvent removes the lipids from the sample as it moves through it and carries them into the flask. This extraction procedure normally takes six to twenty-four hours [14].

2.2.5 Carbohydrates content analysis: Total carbohydrates were determined using the following formula: 100 (%Moisture + %Crude protein + %Crude fat + %Crude fibre + %Ash) (Monro & Burlingame, 1996).

2.2.6 Crude fibre analysis: The method described in IS: 10226 (1982) was used to calculate the crude fibre content.

Characterization:

SEM (Scanning Electron Microscope)

SEM (Model No. JSM 6610-LV) at x3000 magnification was used to examine the morphological characteristics of Premix flours. The gold palladium (60:40, g/g) auto fine coater, JEOL-JFC-1600, was used to coat the flour samples after mounting them on the aluminum stubs using double-backed cellophane tape.

FTIR (Fourier Transform Infrared Spectroscopy)

Comment [Adaji38]: 1. Be consistent in citation pattern. 2. This citation not found on the reference page

Formatted: Subscript

Formatted: Subscript

Comment [Adaji39]: Be consistent in citation, use appropriate style

Comment [Adaji40]: Use suitable Ref

Comment [Adaji41]: Numbering stopped at 2.2.5 why????

Cake premix samples were put into the Nicolet-6700 FTIR spectrometer, which was made available by Thermo Fisher Instruments, USA, to determine functional groups. The spectra were captured in the 400–4000 cm^{-1} wave number range, and the resulting spectra were analysed as described by Singh et al.

Comment [Adaji42]: cm^{-1} not cm^{-1}

Comment [Adaji43]: Check citation, it requires year, also not found on the list of ref

Microbial Testing

The Cake Premix samples were subjected to the aerobic plate count utilising the Fawole and Oso, 1988 method. A sample of ten grammes was homogenized for about two minutes in a blender (Philips Type HR 2815i) with 90 mL of sterile distilled water after being taken aseptically. In test tubes, 9 mL of sterile, distilled water were used to create serial dilutions using 1 mL of homogenates. Using plate count agar (PCA, oxoid), one millilitre of the dilution was pour plated in sterile Petri dishes and incubated at 37°C for 24–36 h. Log cfu/g sample was used to express counts of the visible colonies.

Result and discussion: Results and Discussion

Studies were done on the development and quality assessment of a healthy vegan cake using different ratios of flours, such as Malted Finger Millets Flour, Sweet Potato Flour, and Chia Seeds Flour. Physical and chemical properties such as moisture content, ash content, fat content, protein content, crude fibre content, carbohydrates content, and pH were used to assess the quality of the vegan cake.

Comment [Adaji44]: Such as

Table 2 Proximate Composition of Malted Finger Millet

Nutrient	Malted Finger Millet Flour
Moisture	14.29
Ash	1.21
Protein	6.36
Fat (g)	3.33
Crude Fibre	0.46
Carbohydrates	74.81
Energy	354.65

Table 3 Proximate Composition of Raw Material

Nutrient	Sweet Potato Flour	Chia Seeds Flour
Moisture	6.29	4.31
Ash	2.34	4.61
Protein	6.16	23.60
Fat (g)	0.76	29.80
Crude Fibre	1.99	18
Carbohydrates	88.75	18.70
Energy	386.1	537kcal

Table 4 Proximate Composition of Premix Powder

Moisture	5.85
Ash	3.70
Protein	11.25
Fat	6.52
Crude Fiber	0.98
Carbohydrates	72.68
Energy	394.04

Table 5 Proximate composition of Malted Ragi Cake

Moisture	31.84
Ash	3.40
Protein	10.73
Fat	3.81
Crude fibre	1.52
Carbohydrates	50.22
Energy	278.09

Proximate Analysis of Raw Material

Table 1 shows the relative % composition of Malted Finger Millet Flour, Sweet Potato Flour, and Chia Seeds. Comparable to other cereals including rice, wheat, maize, and millet, malted finger millet grains have a high carbohydrate content of 74.81%, protein 6.36%, crude fibre 0.46%, and mineral content (Table 1). Finger millet has a significantly greater crude fibre content than wheat (1.2% fibre) and rice (0.2% fibre). Amylopectin makes up about 80–85% of the finger millet starch, whereas amylose makes up the remaining 5–20%. (Wankhede et al., 1979). Essential amino acids make up the majority of protein's quality. In finger millet, 44.7% of the amino acids are considered to be necessary (Mbithi et al., 2000) [4]. The highest concentrations of calcium (344 mg%) and potassium (408 mg%) are found in finger millet, compared to all other cereals and millets. More than any other regularly eaten cereal grain, finger millet has a total ash percentage that ranges from approximately 1.7 to 4.13%. Calcium and iron are both found in good amounts in finger millet. As the richest source of calcium and iron, finger millet is essential to our diet since ~~it~~ it could prevents anaemia and bone and tooth disorders caused by iron and calcium deficiencies.

Table 2 displays the sweet potato flour's moisture, ash, fibre, fat, carbs, and proteins. The moisture content of the sweet potato flour was discovered to be within the permitted range, or values less than 13% [15]. ANVISA (ordinance 354/96) recommends a maximum ash content of 2.0 to 2.5%. Values above that are considered to be exogenous pollutants. The values observed in this experiment are therefore consistent with the norm. However, the sweet potato flour has 74.81% carbohydrates. The drying method did not cause the protein content to degrade, allowing

Comment [Adaji45]: 1.The content of Table 1 is not "Relative % composition" its Composition of premix powder in gram
2.It appears the relative % composition discussed in this unit is NOT FOUND anywhere in your work
3.Kindly include the table or expunge the discussion from the work
4.Not a good practice to begin discussion by quoting table
5.Best practice eg" the relative % composition of Malted Finger...is shown in Table 1. The result indicates that.....

Comment [Adaji46]: 1. Be consistent in citation
2. Compare your result with what is literature eg. "this result is in agreement or disagreement with the results obtained elsewhere[20]

Comment [Adaji47]: As above

Comment [Adaji48]: It could

Comment [Adaji49]: Remove and, replace with ,

Comment [Adaji50]: Remove dot

Comment [Adaji51]: Use simple language

for its concentration. Approximately 6.16 percent of sweet potatoes contain protein. To make the cookies and reduce the amount of sugar used, sweet potato flour was used in place of wheat flour.

Comment [Adaji52]: Sentence not clear

Table 2 displays the approximate chemical make-up of chia seeds. Like what was discovered by other authors (Chia seeds have a high quantity of proteins and lipids). The Value Observed in this Experiment is 23.60% [16]. Because moisture levels influence physicochemical and microbiological traits, understanding moisture levels in food products is very important. The chia seeds contain 4.31 percent moisture, 23.60% fat, 18.70 percent Carbohydrates, and 18 percent crude fibre.

Comment [Adaji53]: Avoid starting discussion with "Table 2 displays...", check comment 45

Comment [Adaji54]: Use was not is

Comment [Adaji55]: Remove dot

Comment [Adaji56]: Change "have content to contain"

Comment [Adaji57]: Moisture content,

The information indicated that the Composite Flour is a rich source of fibre and protein. It was discovered that germination-processed millet had higher levels of protein, fat, and ash than wheat flour. The buildup of proteins and generation of certain extra amino acids in the samples as a result of germination was the cause of the germinated millet sample's highest crude protein values. The increase in protein content of the germinated grains may be the result of a quantitative decrease in antinutritional elements (tannin, and phytic acid), as well as other grains' components such as starch (Hassan et al., 2006).

Comment [Adaji58]: 1. Be consistent
2. Compare your results with literature
3. The results discussed here is not found in figure 2 or anywhere in the work.
4. Insert the figure or expunge discussion

Proximate Analysis of Premix Powder

Protein levels in cake premix flour were examined. Premix powders are regarded as having a high nutritional value, in part because of their high protein, crude fibre, and carbohydrate content (Table 3). About 11.25 g of protein, 72.68 g of carbohydrates, and 6.25 g of fat are present in the premix.

Proximate analysis of Cake

Figure 2 demonstrated how the protein content for the treatment dropped while the cake was cooked. Premix flour provides 11.25% protein, which decreases to 10.73% when cooked. When ingredients are cooked into a Cake that contains protein, the effect of heat temperature on the contents results in a denaturation process, which lowers the protein level. The addition of water during the cooking process makes the material heavier than premix flour, which lowers the protein composition of the cake.

Comment [Adaji59]: This result not found in figure 2 please

Table (3) displays the findings from the study of a cake baked with premix. Moisture levels, crude fibre content, and cake ingredients all increased. The composite cakes' content in terms of protein, crude fibre, calories, and carbohydrates did, however, decline. It's possible that the high temperature and prolonged heating of the batter caused the degradation of nutrients. This is because of the heat that was used.

Comment [Adaji60]: Table 3 has been discussed earlier, if this is related, kindly take it to where it was discussed earlier and begin as a paragraph

SEM (Scanning Electron Microscope)

SEM was used to assess the morphologies of the Premix flour samples at various levels of magnification (500(A), 1000(B), 2000(C), and in Figure: (1). The Premix's structure was

compact, homogenous, and largely free of pores. demonstrated that the Premix's surface was smooth as well.

In the Premix powder micrographs, many elemental particles could be seen (Figure.2). Additionally, the ratio of CaCO_3 , SiO_2 , CaCO_3 , SiO_2 , and Pt atoms in the Premix was disclosed by the EDS analysis.

Formatted: Subscript

Formatted: Subscript

Comment [Adaji61]: not well captured. Please, discuss result in relation to thre actual findings


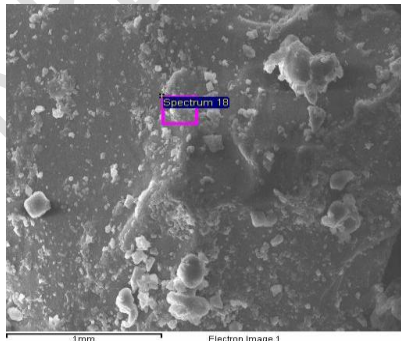
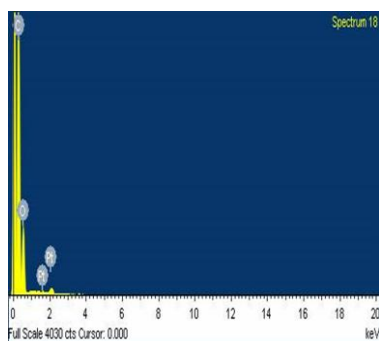


Figure 2. SEM images of Premix Powder at X500 , X1000 X2000 level magnification



Element	Weight (%)	Atomic (%)
C K	63.98	70.70
O K	35.26	29.25
Pt M	0.76	0.05
Total	100.00	

Comment [Adaji62]: Separate table from figure. Table not well presented

Figure 3EDS Spectrum for Premix Powder

FTIR (Fourier-Transform Infrared Spectroscopy)

The detection of functional components in the produced Cake premix formulations was carried out using FTIR spectroscopy. The FTIR spectra peaks of the control Cake premix formulations are shown in Figure 2.

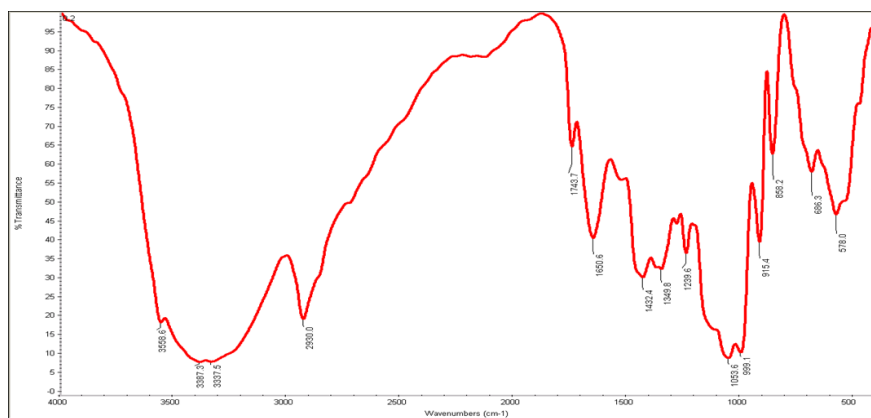


Figure 4. FTIR of Premix Powder

Microbial Testing

Using the clear zone of the circular film disc, the inhibitory impact was evaluated. The film disc's diameter was taken into account when measuring the exact zone diameter; as a result, the results were consistently higher when a clear zone was present. The diameter was given a value of zero if there is no inhibitory zone and no surrounding clear zone. The disc's surrounding area has a clear inhibitory zone. Against yeast, Premix Powder has a significant amount of antibacterial action.

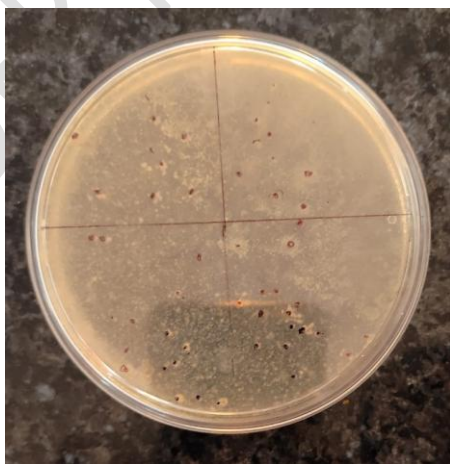


Figure 5. Inhibition zones of the Premix Powder

Comment [Adaji63]: What did you was the finding obtained from the FTIR, which, functional group presence, what is its relationship to this work, how come about the functional group.

The above questions should form the basis of your discussion. If otherwise, expunge FTIR and Re

Comment [Adaji64]: Move Characterization from the "Title"

Conclusion

A cake with a reduced gluten level that included germinated finger millet flour was successfully developed. When replacing wheat flour in different bakery goods with sweet potato and chia seed flour, you can boost the intake of vital nutrients in the diet of people by doing so. The functional qualities of the flour blends were significantly impacted. Compared to wheat cake control, cake has a higher protein, calorie, and fat content. Physical investigation also revealed that there are higher and lower hardness levels. The majority of millet's dietary fiber is composed of non-starchy polysaccharides, which also provide a number of health advantages, such as slowing down the absorption of nutrients, increasing fecal volume, and reducing blood lipid levels.

References:

1. Ramashia, S. E., Anyasi, T. A., Gwata, E. T., Meddows-Taylor, S., & Jideani, A. I. O. (2019). Processing, nutritional composition and health benefits of finger millet in sub-saharan Africa. *Food Science and Technology*, 39, 253-266.
2. Lande, S. B., Thorats, S., & Kulthe, A. A. (2017). Production of nutrient rich vermicelli with malted finger millet (Ragi) flour. *International Journal of Current Microbiology and Applied Sciences*, 6(4), 702-710.
3. Devi, P. B., Vijayabharathi, R., Sathyabama, S., Malleshi, N. G., & Priyadarisini, V. B. (2014). Health benefits of finger millet (*Eleusine coracana* L.) polyphenols and dietary fiber: a review. *Journal of food science and technology*, 51, 1021-1040. (abstract).
4. Karki, A., Chandra, A., Joshi, S., Rawat, P., & Sharma, S. (2020). An overview of Finger millet (*Eleusine coracana* L.). *Journal of Pharmacognosy and Phytochemistry*, 9(4), 866-869.
5. Giango, W. C., & Giango, M. K. C. (2017). The formulation of sweet potato (*Ipomoea batatas*) bread. *Academia Journal of Agricultural Research*, 5(10), 271-278.
6. Nagib, R. M., & Zidan, N. S. (2019). Fortification of cake with sweet potato and beetroot flour as natural antioxidant during storage. *Alexandria Science Exchange Journal*, 40(OCTOBER-DECEMBER), 754-766.
7. Srivastava, S., Genitha, T. R., & Yadav, V. (2012). Preparation and quality evaluation of flour and biscuit from sweet potato. *J Food Process Technol*, 3(12), 1-5.
8. Kulczyński, B., Kobus-Cisowska, J., Taczanowski, M., Kmiecik, D., & Gramza-Michałowska, A. (2019). The chemical composition and nutritional value of chia seeds—Current state of knowledge. *Nutrients*, 11(6), 1242.
9. De Falco, B., Amato, M., & Lanzotti, V. (2017). Chia seeds products: an overview. *Phytochemistry Reviews*, 16, 745-760.
10. Jagati, P., Mahapatra, I., & Dash, D. (2021). Finger millet (Ragi) as an essential dietary supplement with key health benefits: a review. *International Journal of Home Science*, 7(2), 94-100. (introduction last line).
11. Rathore, T., Singh, R., Kamble, D. B., Upadhyay, A., & Thangalakshmi, S. (2019). Review on finger millet: Processing and value addition. *The Pharma Innovation Journal*, 8(4), 283-291.
12. Olatunde, S. J., Ajayi, O. M., Ogunlakin, G. O., & Ajala, A. S. (2019). Nutritional and sensory properties of cake made from blends of pigeon pea, sweet potato and wheat flours. *Food Research*, 3(5), 456-462.

Comment [Adaji65]: How do you arrived at this conclusion since it was not mentioned anywhere earlier or established in the discussion

Comment [Adaji66]: Kindly reference all citation

13. Srivastava, S., Genitha, T. R., & Yadav, V. (2012). Preparation and quality evaluation of flour and biscuit from sweet potato. *J Food Process Technol*, 3(12), 1-5.
14. Hewavitharana, G. G., Perera, D. N., Navaratne, S. B., & Wickramasinghe, I. (2020). Extraction methods of fat from food samples and preparation of fatty acid methyl esters for gas chromatography: A review. *Arabian Journal of Chemistry*, 13(8), 6865-6875.
15. da Silva, E. V., da Silva, E. E. V., & Paiva, Y. F. (2017). Sweet potato flour as substitute for wheat flour and sugar in cookies production. *International Journal of Development Research*, 7(11), 17031-17036.
16. Fernandes, S. S., & de las Mercedes Salas-Mellado, M. (2017). Addition of chia seed mucilage for reduction of fat content in bread and cakes. *Food chemistry*, 227, 237-244.

UNDER PEER REVIEW