

Original Research Article

A study on the prevalence of Sclerotium wilt of brinjal in northern Karnataka

Aims: The Sclerotium wilt of brinjal caused by *S. rofsii* is an important disease and occurs severely in the brinjal growing areas of northern Karnataka. To gain knowledge about the prevalence of sclerotium wilt of brinjal in different districts of northern Karnataka and the factors that contribute to the disease occurrence following study was conducted.

Study design: Roving survey

Place and Duration of Study: The laboratory studies were conducted in the Department of Plant Pathology, College of Agriculture, University of Agricultural Sciences, Dharwad during rabi 2020-21.

Methodology: A roving survey was conducted in five northern Karnataka brinjal growing districts during rabi 2020-21, observing Sclerotium wilt incidence and calculating percentages using Wheeler's formula (1969). The survey collected data was used to reveal a correlation between disease incidence and soil type, irrigation type, mulch type, and crop stage.

Results: The survey conducted in five districts of northern Karnataka (Belagavi, Bagalkot, Dharwad, Haveri and Gadag) revealed that maximum disease incidence of 35.07 per cent was recorded in Narendra village of Dharwad district followed by Nulageri village (17.71%) of Haveri district. No disease incidence was observed in Hanchinal village of Belagavi district and Pettur village of Bagalkot district. The average mean of district for Sclerotium wilt of brinjal was also recorded and results revealed that, Dharwad district showed maximum per cent disease incidence (12.39%) followed by Haveri (9.03%), Gadag (7.93%) and the least per cent disease incidence (6.89%) was recorded in Bagalkot district.

Conclusion: A study on brinjal sclerotium wilt found that edaphic factors and agronomic practices, such as flooded irrigation and lack of mulching, contribute to high disease incidence in all five districts. Flooding spreads inoculum, while mulching improves soil temperature and restricts sclerotial germination. The fruiting and flowering stages of crops are most susceptible to disease due to nutrient imbalance and *S. rofsii* invasion, urging the need for integrated management strategies to reduce brinjal sclerotium wilt.

Comment [SA1]: The aim is not clear here and also includes some background. Authors can separate this statement into two, such as background and aim to clarify stuff.

Comment [SA2]: This reference is too old. Kindly look for a more recent one

Comment [SA3]: Check spelling of percent. It should be combined and not separated

Comment [SA4]: A lot of grammatical errors in the abstract impeding smooth reading flow. Kindly check statements to improve on sentences flow and grammar

Keywords: Sclerotium wilt, roving survey, disease incidence, brinjal.

1. INTRODUCTION

Brinjal or eggplant (*Solanum melongena* L.) is an important solanaceous crop of sub-tropics and tropics. It is known as king of vegetables in India. It is an important vegetable crop of Bangladesh, India, China and Philippines. In India brinjal is being grown in an area of 727 thousand hectares with production of 12,680 thousand metric tonnes and productivity is 17.4 tonnes/ha. In Karnataka brinjal is grown in an area of 17.04 thousand hectares with production of 431.80 thousand metric tonnes and productivity accounts for 25.34 tonnes/ha [1].

The fruits of brinjal are widely consumed in various culinary preparations and are rich source of nutrients. It is low in calories and fats, contains mostly water, protein, fiber and carbohydrates. It is a good source of minerals and vitamins and is rich in total water soluble sugars, free reducing sugars, amide proteins, anthocyanin, phenols and glycoalkaloids. The nutritional value per 100 g of brinjal fruit contains 92.70 per cent moisture, 0.1 g fat, 5.7 g carbohydrate and 1.0 g protein. In addition, numerous vitamins and minerals like B1, B6, Folate, Copper, Manganese (0.25 mg), Magnesium (14.0 mg), Potassium (230 mg) and about 10 per cent of daily value of fiber [2].

The brinjal is affected by many plant pathogens. Among them important fungal diseases are damping off (*Pythium* spp.), phomopsis blight (*Phomopsis vexans*), leaf spot (*Cercospora melongenae*), Alternaria leaf spot (*Alternaria melongenae*), little leaf of brinjal (Phytoplasma) and collar rot (*Sclerotium rolfsii*) [3]. The fungus *Sclerotium rolfsii* is soil-borne saprophytic fungus that causes different types of diseases such as collar rot, Sclerotium wilt, stem rot, charcoal rot, seedling blight, damping off, foot rot, stem blight and root rot in over 500 plants species such as tomato, chilli, sunflower, cucumber, brinjal, soybean, maize, groundnut, bean, watermelon [4]. The symptoms of Sclerotium wilt of brinjal include production of white fan type mycelial mat around the collar region, yellowing and subsequent wilting of the whole plant occurs within 3-5 days and the entire plant will dries up [5]. The disease severity will be more at the early flowering and peak fruiting stage of brinjal and the fungus survive in the soil for years together by producing sclerotial bodies. These sclerotia after germination produce oxalic acid, pectinolytic and cellulolytic enzymes which kill and disintegrate host tissues, starting a new infection and causing the disease in host [6]. *S. rolfsii* has been reported to cause the fruit yield losses up to 30 to 50 per cent [7]. The Sclerotium wilt of brinjal is an important disease and occurs severely in the brinjal growing areas of northern Karnataka. In order to know the occurrence of disease and factors contributing for incidence of disease, a study was conducted to gain knowledge about prevalence of sclerotium wilt of Brinjal in northern karnataka districts.

Comment [SA5]: Use to and not for

Comment [SA6]: A significant of the study should be included at this section of the introduction. Also, potential limitation(s) of the study should be highlighted

2. MATERIALS AND METHODS

2.1 Survey for the incidence of Sclerotium wilt of brinjal in northern Karnataka

The roving survey was conducted during *rabi* 2020-21 in five brinjal growing districts of northern Karnataka *viz.*, Bagalkot, Belagavi, Dharwad, Gadag and Haveri. Observations on disease incidence were recorded. Total of two to three villages were surveyed in the different taluks. The observation on Sclerotium wilt incidence was taken by counting the total number of plants and the number of plants infected in one meter square quadrend. Further, per cent disease incidence was calculated by using formula given by [8].

$$\text{Per cent disease incidence} = \frac{\text{Number of plants infected}}{\text{Total number of plants observed}} \times 100$$

Comment [SA7]: Kindly check spelling

During survey, information was collected and recorded in the prescribed format given in table 1. And the samples were collected and used for isolation and variability studies. Disease incidence was correlated with soil type, type of irrigation, type of mulch and stage of the crop.

Table 1: Information collected during survey

| | |
|----|----------------------------|
| 1. | Village, Taluk, District |
| 2. | Variety/hybrid |
| 3. | Stage of the crop |
| 4. | Type of soil |
| 5. | Type of irrigation |
| 6. | Type of mulch |
| 7. | Per cent disease incidence |

Comment [SA8]: The horizontal lines should be deleted from the table, leaving that of the top and bottom lines only.

Comment [SA9]: Check spelling of identification

Comment [SA10]: Do not underline the heading

2.1.1 Isolation and Identification of the pathogen from infected sample

The infected plants showing typical symptoms of the disease were used for the isolation of pathogen. The standard tissue isolation procedure was followed to isolate the pathogen. The infected parts were cut into small bits and surface sterilized with 0.1 per cent sodium hypochlorite solution for 60 seconds and washed serially in sterilized distilled water to remove the traces of the chemical if any and then transferred to potato dextrose agar (PDA) slants under aseptic conditions. The slants were incubated at room temperature ($27 \pm 1^\circ\text{C}$) for seven days to obtain good fungal growth. The fungus was identified as *Sclerotium rolfsii* based on growth characters and morphology of the fungus as described by [9].

2.1.2 Maintenance of the pure culture

Comment [SA11]: Remove the underline from heading

The fungus collected from each location was subcultured on PDA slants and allowed to grow at $28 \pm 1^\circ\text{C}$ temperature for one week and later the culture was stored in refrigerator at 4°C for further studies and was sub cultured periodically.

2.1.3 Proving the pathogenicity

Comment [SA12]: Do not underline heading

Each *Sclerotium rolfsii* pure culture was mixed thoroughly with sterilized soil at the rate of five per cent to get sick soil. Then healthy brinjal seedlings were transplanted in earthen pots filled with sick soil. Seedlings transplanted in pots without inoculum served as control. Observations were taken at regular interval for symptom development. Re-isolation was made from the infected plants in the inoculated pots and compared with that of original culture.

3. RESULTS AND DISCUSSION

3.1 Survey for the incidence of Sclerotium wilt of brinjal in northern Karnataka

The roving survey was carried out in five major brinjal growing districts (Bagalkot, Belagavi, Dharwad, Haveri and Gadag) of northern Karnataka during *rabi* 2020-21 to assess the status of Sclerotium wilt of brinjal under field conditions. In each district various taluks and villages were surveyed and survey results are presented in Table 2 and Fig. 1, 2.

In Bagalkot district, survey was conducted in three taluks. The highest incidence of Sclerotium wilt (15.39%) was recorded in Sonna village of Bilgi taluk followed by Kalhalli village (10.45%) of Jamakhandi taluk of Bagalkot district and no disease incidence was observed in Pettur village of Mudhol taluk in Bagalkot district. In Belagavi district, survey was conducted in four taluks, and the highest incidence of Sclerotium wilt (12.25%) was recorded in Kenganur village of Bailhongal taluk of Belagavi district followed by Bithinkeri village (12.03%) and Dombarkoppa village (10.45%) of Kittur taluk and least incidence of disease was recorded in Yemakanmardi village (3.75%) of Hukkeri taluk and no disease incidence was observed in Hanchinal village of Hukkeri taluk in Belagavi district. In Dharwad district, survey was conducted in two taluks, and the highest incidence of Sclerotium wilt (35.07%) was observed in Narendra village of Dharwad taluk followed by Garag village (15.67%) in Dharwad taluk and the least disease incidence was recorded in Devalingikoppa village (5.23%) of Kalghatgi taluk of Dharwad district. In Gadag district, survey was conducted in total of two taluks, and the highest incidence of Sclerotium wilt was recorded in Kanakikoppa village (9.80%) of Nargund taluk followed by 9.68 per cent in Hosur village of Gadag taluk and the least incidence of Sclerotium wilt (3.65%) was observed in Kurlageri village of Nargund taluk of Gadag district. In Haveri district, survey was conducted in three taluks, and the highest incidence of Sclerotium wilt of 17.71 per cent was observed in Nulageri village of Hirekerur taluk followed by Guddadahosalli village (12.37%) and Kakol village (11.37%) of Ranebennur taluk and the least disease incidence of 5.32 per cent was observed in Basarihalli village of Hirekerur taluk of Haveri district.

Among the different districts surveyed during *rabi* 2020-21, the highest mean disease incidence of Sclerotium wilt of brinjal (12.39%) was recorded in Dharwad district followed by Haveri district (9.03%), Gadag (7.93%) and Belagavi district (7.80%) and the least incidence (6.89%) was recorded in Bagalkot district. The mean disease incidence of all five districts was 8.80 per cent. Mainly, agronomic practises are associated with this trend in wilt disease occurrence. Fields with flooded irrigation and no mulching were found to have a high frequency of diseases. In those fields where mulching and drip irrigation were used, there was little evidence of wilt. The absence of mulching and flood irrigation aids in the dissemination of disease inoculum throughout the field.

Table 2: Incidence of Sclerotium wilt of brinjal during *rabi* 2020-21 in northern parts of Karnataka

| District | Taluk | Village | Soil type | Type of irrigation | Variety/hybrid | Type of mulch | Stage of the crop | Per cent disease incidence | |
|----------|----------------------|---------------|-----------|--------------------|----------------|-----------------|-------------------|----------------------------|-------------|
| Bagalkot | Bilgi | Dhavaleshwar | Black | Drip | Manjari | Polythene mulch | Flowering | 4.81 | |
| | | Sonna | Black | Flooding | Manjari | No mulch | Fruiting | 15.39 | |
| | | Kontikal | Black | Flooding | Manjari | No mulch | Fruiting | 6.65 | |
| | | Badagandi | Red | Flooding | Manjari | No mulch | Fruiting | 7.37 | |
| | | Mannikeri | Black | Drip | Mahyco 10 | Polythene mulch | Fruiting | 2.75 | |
| | Mean | | | | | | | | 7.39 |
| | Jamakhandi | Kadapatti | Black | Flooding | Dhruva | No mulch | Fruiting | 8.21 | |
| | | Ramateerth | Red | Flooding | Manjari | No mulch | Fruiting | 6.00 | |
| | | Madhurakhandi | Black | Drip | MAHY 11 | Polythene mulch | Vegetative | 5.21 | |
| | | Kalhalli | Black | Flooding | Manjari | No mulch | Flowering | 10.45 | |
| | | Mean | | | | | | | |
| | Mudhol | Heballi | Black | Drip | Mahyco 10 | Polythene mulch | Fruiting | 2.74 | |
| | | Lokapur | Black | Drip | Manjari | No mulch | Fruiting | 10.25 | |
| | | Ningapur | Black | Flooding | KEPH-218 | No mulch | Flowering | 8.91 | |
| | | Pettur | Black | Drip | Mahyco 10 | Polythene mulch | Fruiting | 0.0 | |
| | | Mudhapur | Black | Flooding | Manjari | No mulch | Flowering | 7.38 | |
| | | Mean | | | | | | | |
| | District mean | | | | | | | | 6.89 |

Comment [SA13]:

Contd.....

| District | Taluk | Village | Soil type | Type of irrigation | Variety/hybrid | Type of mulch | Stage of the crop | Per cent disease incidence | |
|----------|----------------------|--------------|-----------|--------------------|----------------|-----------------|-------------------|----------------------------|-------------|
| Belagavi | Bailhongal | Jalikoppa | Black | Flooding | Dhruva | No mulch | Fruiting | 9.63 | |
| | | Inchal | Black | Flooding | Mahyco | No mulch | Fruiting | 7.25 | |
| | | Belawadi | Red | Drip | Dhruva | Polythene mulch | Flowering | 5.65 | |
| | | Kenganur | Black | Drip | Dhruva | No mulch | Fruiting | 12.25 | |
| | | Nesargi | Black | Flooding | Manjari | No mulch | Fruiting | 7.25 | |
| | Mean | | | | | | | | 8.40 |
| | Hukkeri | Hanchinal | Red | Drip | Ankur-1039 | Polythene mulch | Fruiting | 0.0 | |
| | | Yemakanmardi | Red | Flooding | Manjari | No mulch | Flowering | 3.75 | |
| | | Goudawad | Black | Flooding | Dhruva | No mulch | Fruiting | 10.38 | |
| | | Kurani | Red | Drip | Manjari | Polythene mulch | Vegetative | 5.65 | |
| | | Madihalli | Black | Flooding | Dhruva | No mulch | Fruiting | 9.36 | |
| | Mean | | | | | | | | 5.84 |
| | Gokak | Nagnur | Black | Drip | Ankur-1039 | No mulch | Fruiting | 7.55 | |
| | | Gataprabha | Black | Flooding | Manjari | No mulch | Fruiting | 9.32 | |
| | | Thukanatti | Red | Flooding | Manjari | No mulch | Flowering | 8.60 | |
| | | Rajpur | Black | Drip | Mahyco | Polythene mulch | Fruiting | 4.79 | |
| | Mean | | | | | | | | 7.56 |
| | Kittur | Bassapur | Black | Flooding | Manjari | No mulch | Fruiting | 9.86 | |
| | | Bithinkeri | Red | Drip | Dhruva | No mulch | Fruiting | 12.03 | |
| | | Ambadagatti | Black | Flooding | Manjari | No mulch | Vegetative | 7.89 | |
| | | Yamminakatti | Red | Drip | Manjari | Polythene mulch | Fruiting | 6.99 | |
| | | Dombarkoppa | Black | Flooding | Dhruva | No mulch | Fruiting | 10.45 | |
| | Mean | | | | | | | | 9.43 |
| | District mean | | | | | | | | 7.80 |

Contd.....

| District | Taluk | Village | Soil type | Type of irrigation | Variety/hybrid | Type of mulch | Stage of the crop | Per cent disease incidence | |
|----------------------|----------------------|----------------|-----------|--------------------|----------------|-----------------|-------------------|----------------------------|--------------|
| Dharwad | Dharwad | Narendra | Red | Flooding | Dhruva | No mulch | Fruiting | 35.07 | |
| | | Garag | Red | Flooding | Dhruva | No mulch | Flowering | 15.67 | |
| | | Amminabhavi | Black | Drip | Manjari | No mulch | Fruiting | 12.06 | |
| | | Karadigudda | Black | Flooding | Mahyco | No mulch | Flowering | 7.63 | |
| | | Mammigatti | Red | Drip | Dhruva | No mulch | Fruiting | 9.75 | |
| | Mean | | | | | | | | 16.03 |
| | Kalghatgi | Hirehonnehalli | Black | Flooding | Malapur | No mulch | Fruiting | 6.25 | |
| | | Muttagi | Black | Flooding | Manjari | No mulch | Fruiting | 15.36 | |
| | | Dhumwad | Black | Drip | Manjari | No mulch | Flowering | 8.22 | |
| | | Devalingikoppa | Black | Flooding | Dhruva | No mulch | Vegetative | 5.23 | |
| | | Mean | | | | | | | |
| | District mean | | | | | | | | 12.39 |
| | Gadag | Nargund | Dandapur | Red | Flooding | Manjari | No mulch | Fruiting | 8.82 |
| Kalakeri | | | Black | Flooding | Supriya-10 | No mulch | Fruiting | 7.77 | |
| Muganur | | | Red | Drip | Manjari | No mulch | Vegetative | 9.34 | |
| Kurlageri | | | Red | Drip | MAHY-10 | Polythene mulch | Fruiting | 3.65 | |
| Kanakikoppa | | | Black | Flooding | Manjari | No mulch | Fruiting | 9.80 | |
| Mean | | | | | | | | 7.87 | |
| Gadag | | Hosur | Red | Drip | Dhruva | No mulch | Fruiting | 9.68 | |
| | | Neeralagi | Black | Flooding | Supriya-10 | No mulch | Flowering | 7.51 | |
| | | Hulkoti | Red | Flooding | Manjari | No mulch | Fruiting | 9.37 | |
| | | Dunduru | Black | Flooding | Manjari | No mulch | Fruiting | 5.41 | |
| | | Mean | | | | | | | |
| District mean | | | | | | | | 7.93 | |

Contd....

| District | Taluk | Village | Soil type | Type of irrigation | Variety/hybrid | Type of mulch | Stage of the crop | Per cent disease incidence | |
|----------|----------------------|-----------------|-----------|--------------------|----------------|-----------------|-------------------|----------------------------|--------------|
| Haveri | Byadgi | Kadaramundalagi | Red | Flooding | Manjari | No mulch | Fruiting | 5.55 | |
| | | Bisilahalli | Red | Flooding | Dhruva | No mulch | Fruiting | 8.74 | |
| | | Motebennur | Black | Flooding | Dhruva | No mulch | Vegetative | 6.32 | |
| | | Gummanahalli | Black | Flooding | Dhruva | No mulch | Fruiting | 7.66 | |
| | | Mean | | | | | | | 7.06 |
| | Ranebennur | Guddadahosalli | Red | Flooding | Dhruva | No mulch | Fruiting | 12.37 | |
| | | Kajjari | Black | Flooding | Kalpataru-10 | No mulch | Fruiting | 8.99 | |
| | | Kakol | Red | Flooding | Manjari | No mulch | Fruiting | 11.37 | |
| | | Belur | Red | Drip | Dhruva | Polythene mulch | Fruiting | 8.81 | |
| | | Hulihalli | Red | Flooding | Mahyco | No mulch | Fruiting | 6.85 | |
| | | Mean | | | | | | | 9.67 |
| | Hirekerur | Nulageri | Red | Flooding | Dhruva | No mulch | Fruiting | 17.71 | |
| | | Dhupadahalli | Black | Flooding | Dhruva | No mulch | Flowering | 10.35 | |
| | | Basarihalli | Red | Drip | Manjari | Polythene mulch | Fruiting | 5.32 | |
| | | Kalagonda | Red | Flooding | Ankur | No mulch | Fruiting | 9.88 | |
| | | Hallur | Black | Flooding | Dhruva | No mulch | Fruiting | 8.66 | |
| | | Mean | | | | | | | 10.38 |
| | District mean | | | | | | | | 9.03 |
| | GRAND MEAN | | | | | | | | 8.80 |

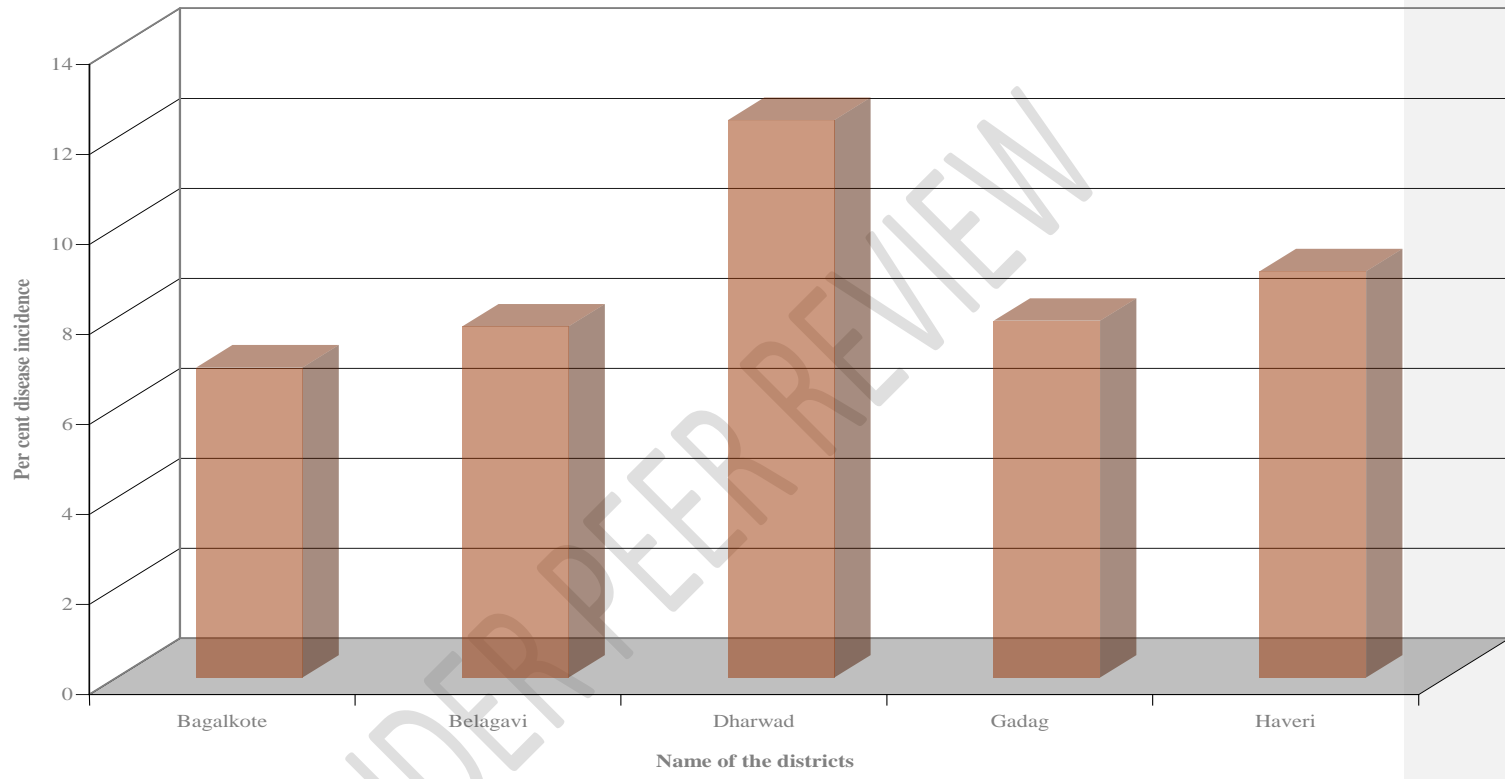


Fig 1: Incidence of Sclerotium wilt of brinjal in different districts

Comment [SA14]: Check spelling

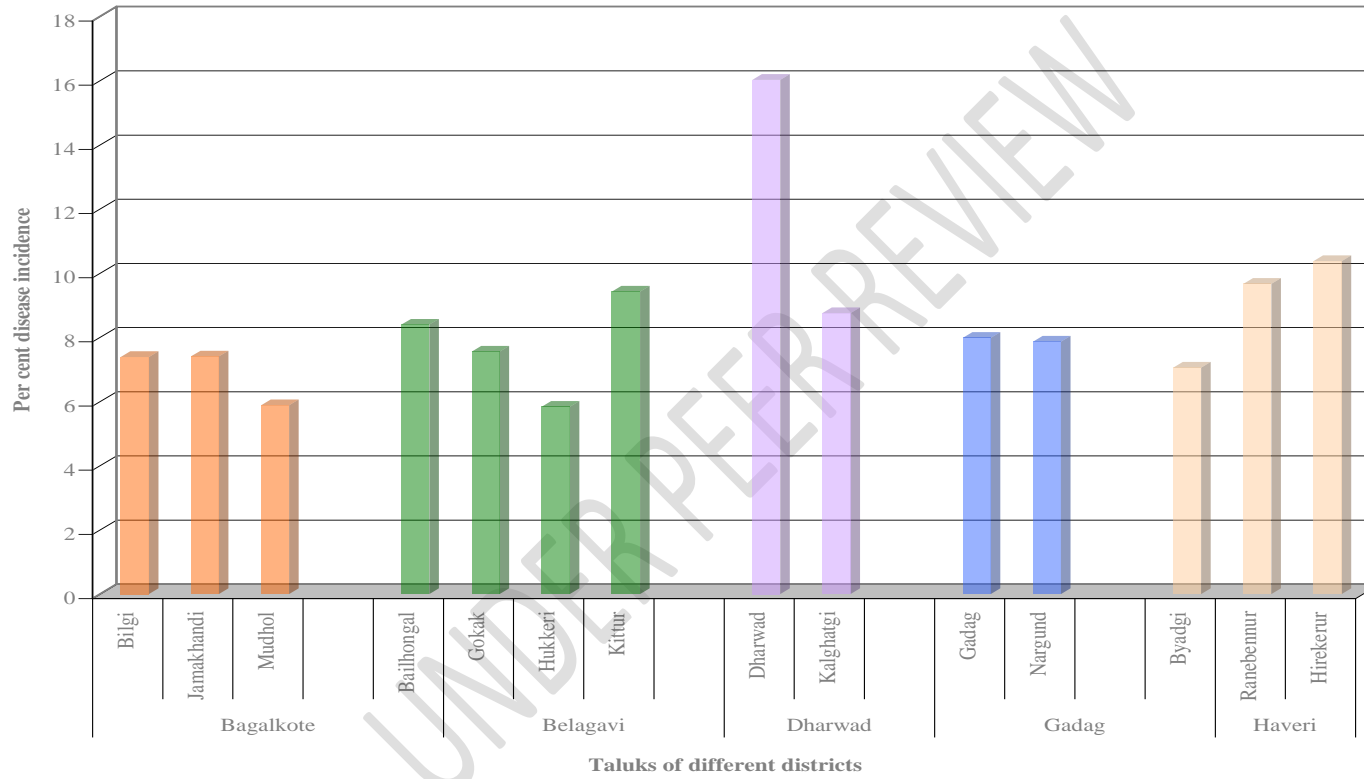


Fig 2: Incidence of Sclerotium wilt of brinjal in different taluks

Comment [SA15]: Check spelling

The incidence of Sclerotium wilt varied from 0 to 35.07 per cent in the surveyed districts. Among the different taluks surveyed, mean maximum incidence of disease was observed in Dharwad taluk (16.03%) of Dharwad district followed by Hirekerur (10.38%) and Ranebennur (9.67%) taluks of Haveri district. Least incidence of disease was recorded in Hukkeri taluk (5.84%) of Belagavi district given in the table 3. Among the different villages surveyed, maximum disease incidence was noticed in Narendra village (35.07%) of Dharwad taluk followed by Nulageri village (17.71%) of Hirekerur taluk and Garag village (15.67%) of Dharwad taluk. No disease incidence was recorded in Hanchinal village of Hukkeri taluk and Pettur village of Mudhol taluk. Mean per cent incidence of Sclerotium wilt of brinjal at different taluks and districts during rabi 2020-21 is given in table 3.

Table 3: Mean per cent incidence of Sclerotium wilt of brinjal at different taluks and districts during rabi 2020-21

Comment [SA16]: Check. Should be combined

| Sl. No. | District | Taluk | Mean per cent disease incidence |
|---------|----------|------------|---------------------------------|
| 1 | Bagalkot | Bilgi | 7.39 |
| | | Jamakhandi | 7.41 |
| | | Mudhol | 5.89 |
| | | Mean | 6.89 |
| 2 | Belagavi | Bailhongal | 8.40 |
| | | Gokak | 7.56 |
| | | Hukkeri | 5.84 |
| | | Kittur | 9.43 |
| | | Mean | 7.80 |
| 3 | Dharwad | Dharwad | 16.03 |
| | | Kalghatgi | 8.76 |
| | | Mean | 12.39 |
| 4 | Gadag | Gadag | 7.99 |
| | | Nargund | 7.87 |
| | | Mean | 7.93 |
| 5 | Haveri | Byadgi | 7.06 |
| | | Ranebennur | 9.67 |
| | | Hirekerur | 10.38 |
| | | Mean | 9.03 |

Incidence of Sclerotium wilt of brinjal in different soil type, irrigation, mulch and stage of the crop during rabi 2020-21 is given in the table 4. The maximum mean PDI (9.75%) was observed in the red soil compared to the black soil (8.31%). Crop irrigated with drip system recorded the least per cent disease incidence of 6.83 per cent compared to flood irrigation (9.58%). And crop grown under polythene mulch has recorded the least mean PDI (4.33%) than in the crop grown without mulch (9.68%), as the mulching increases the soil temperature and imparting a soil solarization effect and limiting the sclerotial germination activity. In relation to stage of the crop, fruiting (9.18%) and flowering

(8.22%) stage has shown maximum disease incidence as compared to vegetative stage of the crop (6.40%), this is because when all the nutrients and carbohydrates translocate to the reproductive part leads to imbalance in supply of nutrients and leading to invasion by *S. rolfsii*.

This is in agreement with variable incidence of *S. rolfsii* at different localities of Dharwad, Gadag, Haveri and Belagavi districts, out of which highest disease incidence was recorded in Belagavi district and 8.89 per cent disease incidence of Sclerotium wilt of brinjal in black soil [10]. A similar survey conducted in Dharwad, Gadag, and Belagavi districts of northern Karnataka to assess the incidence of Sclerotium rolfsii-induced wheat foot rot, with Mangalagatti village having the highest incidence at 4.17% [11]. A survey performed during kharif 2012 to determine the incidence of stem rot of sunflower caused by *S. rolfsii*, and they discovered that Dindugal district had the highest incidence of stem rot (5.5%), followed by Erode district (5%). The Tuticorin district had the lowest prevalence [12].

Table 4: Incidence of Sclerotium wilt of brinjal in different soil type, irrigation, mulch and stage of the crop during *rabi* 2020-21

| Mean | Soil type | | Type of irrigation | | Type of mulch | | Stage of the crop | | |
|----------------------------------|-----------|-------|--------------------|------|---------------|-----------------|-------------------|-----------|----------|
| | Red | Black | Flooding | Drip | No mulch | Polythene mulch | Vegetative | Flowering | Fruiting |
| Per cent Disease Incidence (PDI) | 9.75 | 8.31 | 9.58 | 6.83 | 9.68 | 4.33 | 6.40 | 8.22 | 9.18 |



a) Mycelial mat on collar region



b) Mycelial mat on root



c) Mycelia and sclerotial bodies on stem



d) Sclerotial bodies on soil



e) Wilted plant

Fig 3: Symptoms of Sclerotium wilt of Brinjal

3.1.1 Symptoms of the disease

The symptoms of Sclerotium wilt of brinjal caused by *Sclerotium rolfsii* mainly includes production of white radiating type mycelial mat around the collar region and roots, on such collar region creamy coloured spherical to round shaped sclerotial bodies were produced later yellowing and subsequent wilting of the whole plant. Such wilted plants were easily pulled from the soil. Typical symptoms of sclerotium wilt of Brinjal is given in the figure 3.

3.1.2 Isolation and identification of the pathogen

Isolation of the pathogen collected from each location was done from stem and roots showing typical symptoms of the disease. The pathogen was isolated using tissue segment method on potato dextrose agar (PDA) medium. Further the fungus was purified by hyphal tip method and maintained on PDA. The mycelium of the fungus was first silky whitish in colour, later turned in to dull white, with radial spreading giving a fanlike appearance. The thin, aerial hyaline septate hyphae with profusely branched mycelium was found by microscopic examination of fungal mycelium. Small mycelial knots emerged at maturity in the culture, which later became whitish sclerotial bodies, then changed into dark brown to tan-coloured mustard seeds, rough, shiny and spherical to irregular in shape. The pathogen was identified on the basis of those characters as *Sclerotium rolfsii* Sacc. The colony and morphological characters of mycelium and sclerotia were in consistent with previous studies [9]. Thus, the fungus was described as *Sclerotium rolfsii* Sacc. under the present investigation which is depicted in the figure

These were similar to the earlier reports on brinjal and sugar beet crop respectively [10, 13].



Fig 4: Pure culture of *Sclerotium rolfsii* Sacc.

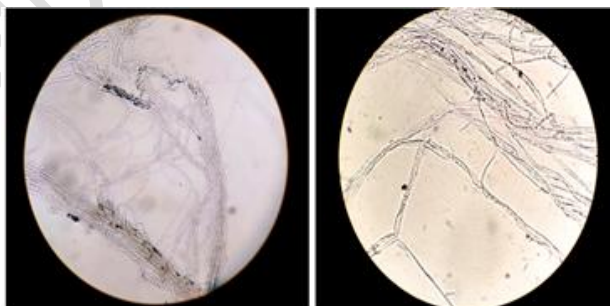


Fig 5: Microphotograph of *Sclerotium rolfsii* Sacc. showing septate and branched mycelium

3.1.3 Pathogenicity test

Comment [SA17]: Check below the figures. Captions are blur and not clear. Kindly replace them for easy-to-read captions

Comment [SA18]: Do not underline

Comment [SA19]: Do not underline

Soil inoculation method was followed to prove the pathogenicity of *S. rolfsii* on brinjal. Plants were observed for typical disease development. The results revealed that initially there was a white coloured radiating mycelial growth at collar region, later the whole plant get wilted. Numerous white-brown round sclerotia resembling mustard seeds were observed near the collar region. The pathogen was re-isolated from such plants and morphological character of re-isolated pathogen was compared with the original culture of the pathogen which was similar to that of original culture. Hence, causal agent of the disease was confirmed as *Sclerotium rolfsii* Sacc. The pathogenicity of *Sclerotium rolfsii* on brinjal plant is depicted in Fig. 6.

Several workers found soil inoculation method as most suitable in establishing the disease caused by *S. rolfsii* in potato [14]; in brinjal [15]; in sugarbeet [13].



Fig 6: Pathogenicity of *Sclerotium rolfsii* on brinjal plant

4. CONCLUSION

A study on the prevalence of sclerotium wilt of brinjal discovered that edaphic factors and agronomic practises are associated to disease incidence. The study found that agronomic practices, particularly flooded irrigation and lack of mulching, contribute to a high incidence of wilt disease in all five districts. Fields with mulching and drip irrigation showed minimal wilt, while those without mulching and flood irrigation spread disease inoculum throughout the field. Mulching enhances soil temperature, promotes soil solarization, and restricts sclerotial germination activity. The fruiting and flowering stages of a crop show the highest disease incidence due to an imbalance in nutrient supply and invasion by *S. rolfsii*, as nutrients and carbohydrates are transferred to the reproductive part. These findings advocate for the development of integrated management strategies to lessen the issue of brinjal sclerotium wilt.

Comment [SA20]: With

Comment [SA21]: Rephrase conclusion. It lacks clarity, and does not point to the specific objectives of the study.

REFERENCES

- [1] Anonymous, 2018, www. indiastat. com.
- [2] Chala ML. Improvement of brinjal. In: Chadha K L, editor. Advances in Horticulture, Malhotra Publishing House, New Delhi ,1993; pp. 105.
- [3] Srividya PV, Ahamed ML, Ramana JV, Ahmmed SK. Characterization of *Sclerotium rolfsii* Sacc. causing collar rot in chickpea isolates using cultural and morphological traits. Int. J. Curr. Microbiol. Appl. Sci., 2018;7(6): 3912-3922.
- [4] Punja ZK. The biology, ecology and control of *Sclerotium rolfsii*. Annu. Rev. Phytopathol., 1985,23(1): 97-127.

Comment [SA22]: Reference too old. Please replace

Comment [SA23]: Kindly replace ref. too old

[5] Ruthy T, Sashi T. An eco-friendly approach for the management of collar rot of brinjal caused by *Sclerotium rolfsii* Sacc. Int. J. Curr. Microbiol. Appl. Sci., 2018;7: 929-936.

[6] Le CN. Diversity and biological control of *Sclerotium rolfsii*, causal agent of stem rot of groundnut. 2011; 152.

[7] Siddique MNA, Ahmmed ANF, Mazumder MGH, Khaiyam MO, Islam MR. Evaluation of some fungicides and bio-agents against *Sclerotium rolfsii* and foot and root rot disease of eggplant (*Solanum melongena* L.). The Agriculturists., 2016;14(1): 92-97.

[8] Wheeler BEJ. An Introduction to Plant Disease. John Wiley and Sons Ltd., London, 1969, p. 374.

[9] Buttler HL, Hunter BH. Illustrated genera of imperfect fungi. 3rd Ed. Burgess Publishing Co., Minneapolis, 1972, pp. 208-209.

[10] Wahid SA. Studies on collar rot of brinjal caused by *Sclerotium rolfsii* Sacc., M. Sc. (Agri.) Thesis, Uni. Agric. Sci., Dharwad, 2016.

[11] Sindhu MM. Variability and integrated management of foot rot of wheat caused by *Sclerotium rolfsii* Sacc., M. Sc. (Agri.) Thesis, Uni. Agric. Sci., Dharwad, 2019.

[12] Pandi VK, Gopalakrishnan C, Janahiraman V. Cultural and morphological variability in *Sclerotium rolfsii* causing stem rot disease. Int. J. Curr. Microbiol. App. Sci., 2017;6(6): 3090-3097.

[13] Gireesha D. Loss assessment and integrated management of root rot of sugar beet caused by *Sclerotium rolfsii* Sacc. M. Sc. (Agri.) Thesis, Uni. Agric. Sci., Dharwad, 2020.

[14] Anahosur KH. Integrated management of potato *Sclerotium* wilt caused by *Sclerotium rolfsii* Sacc. Indian Phytopathol., 2001;54(2): 158-166.

[15] Amarsingh, Dhanbir S. Biocontrol of *Sclerotium rolfsii* Sacc. causing collar rot of Brinjal. J. Biol. Control., 19

Comment [SA24]: Replace with a more recent ref

Comment [SA25]: Replace with a current ref

Comment [SA26]: Incorrect/ incomplete reference. No year of publication plus other details