

# Performance of clusterbean (*Cyamopsis tetragonoloba* L.) varieties under different temperature and relative humidity profiles

## Abstract

A study was performed at Department of Plant Pathology during year 2020, CCS Haryana Agricultural University to find the effect of different growing environments on temperature and humidity profile development, yield and its attributes in clusterbean crop. Three varieties of clusterbean varieties *i.e.* HG 365 (V1), HG 563 (V2) and HG 2-20 (V3) with each sown at three different dates of sowing *i.e.* first (D1), third (D2) and fourth (D4) week of July in factorial randomized block design and replicated thrice. The diurnal range of temperature profiles at the emergence stage and flowering stage were higher in the crop sown in the first fortnight of July as compared to the second and third fortnights of July. Crops sown in the fourth week of July had a greater diurnal range of relative humidity profiles at the vegetative and pod formation stage while at flowering stage higher diurnal variation were present in first week of July sown crop. However, among different cultivars of clusterbean, no variation in temperature and humidity profile were observed. Significantly higher number of branches per plant, number of pods per plant, pod length, number of seeds per pod, harvesting index, grain and straw yield were found in D1 (first week of July) and V2 (HG 563) as compared to remaining dates of sowing and varieties, respectively.

Keywords: Clusterbean, HG 365, HG 2-20, HG 563, yield, temperature and humidity profile.

## Introduction

clusterbean (*Cyamopsis tetragonoloba* L.), a warm-season legume crop with a deep and well-developed root system, can withstand droughts and is typically grown as a rain-fed crop in arid and semi-arid regions (Abbas *et al.*, 2017). It can withstand high salinity levels and needs 200 to 375 mm of rain per year along with lots of sunlight. For determinate types of guar, the growth season lasts 60–90 days, while for indeterminate varieties, it lasts 120–150 days (Singla *et al.*, 2016). Guar has long been used in cultivation as a crop for green manure, livestock feed, and vegetables. It needs fewer agronomic inputs and can be grown on poor and marginal lands. It is capable of symbiotic nitrogen fixing because it is a grain legume. As a result, it can enhance the soil's quality naturally and affordably, which will increase the yield of succeeding harvests (Thapa *et al.*, 2015). In addition, guar gum is a molecularly heavy natural polysaccharide that readily hydrates in cold water to create a highly viscous dispersion or even gel at low concentrations. Due to the presence of galactomannan gum, guar is a significant commercial cash crop with more than 300 industrial uses (Liyanage *et al.*, 2015). The crop's fertilization, pod growth, and seed quality are all affected by high humidity and precipitation. (Reddy *et al.*, 2016). High temperatures (36.1 °C) and lower relative humidity (78%) have been associated to increased seed output and gum content in the plant. (Pathak *et al.*, 2015). The varieties and sowing time are two of these variables that are essential to the development and growth of the crop. Sowing time, among other crop production variables, has a significant impact on yield potential. According to Henry and Kackar (2001), guar genotypes greatly interacted with the environment to increase yield. Temperature had a direct impact on

crop longevity as well as dry matter accumulation, leaf area development, and yield at the end. Rainfall, high relative humidity, and lower day temperatures promote proper seed setting at vegetative growth, flowering, and podding phases by promoting pollination and preventing pollen desiccation (Kumar *et al.*, 2006). Meena (2014) discovered that weather conditions (rainfall and temperature) had no significant impact/correlation on cluster bean types' production, characteristics, or growth. However, the present investigation results are different and was conducted to determine the best sowing time and variety of clusterbean, as well as to evaluate the performance of clusterbean (*Cyamopsis tetragonoloba* L.) varieties under various temperature and relative humidity profiles.

### **Material and methods**

During the *kharif* season 2020, a field trial was carried out at CCS Haryana Agricultural University, Hisar to examine the impact of various clusterbean varieties sown at different times on the temperature and humidity profiles development & yield and its attributes. Clusterbean varieties HG-365, HG-563, and HG-2-20 are used in the experiment along with three sowing days in the first, second, and fourth weeks of July under a factorial randomised block design. The crop husbandry practices were followed in accordance with the practises and recommendations of CCS HAU, Hisar.

Micrometeorological observations: Temperature and relative humidity profiles were measured using an Assmann Psychrometer at three levels of crop canopy: top, middle, and bottom, at different phenological stage viz. vegetative stage, flowering stage, pod formation following crop sowing.

The crop was planted by hand in the evening, with plant spacing of 10 cm and row spacing of 45 cm, irrigation was applied at 15 days intervals during the first stage of the crop, except when monsoon rains fell. Five plants were randomly selected from each plot and number of branches emerging from main stem was counted and average was taken as number of branches per plant. From these five plants number of pods and number of seeds per pod were also counted and average was taken. For counting the pod length, five pods were selected randomly and their length was measured, mean was taken as pod length (cm). A total number of 1000 seeds were counted from seed lot and their weight was measured. For recording the yield, crop was cut from net plot area, sun dried and weighing was done to calculate biological yield. After harvesting threshing was done, yield was recorded kg/plot and finally expressed as kg/ha after conversion. Harvesting index was calculated using the formula given below:

$$HI = \frac{\text{Grain yield}}{\text{Biological yield}} \times 100$$

The mean values of replicated observations were tabulated and statistically analyzed in the study using Statistical Software Package for Agricultural Research Workers by Department of Mathematics Statistics, CCS HAU, Hisar (Sheoran *et al.* 1998).

The F-test was used to measure the significance of the treatment effects at the 5% significance level. Cluster bean crop seed yield and attributes have been correlated with meteorological parameters such as temperature and relative humidity

## **Results and Discussion**

### **Temperature and humidity profile**

In all three varieties and growing environments, the maximum temperature was recorded at 1400 hours, while the lowest temperature was recorded during crop season at 800 hours. Morning temperature profiles (08:00 hours) increasing with height inside the crop canopy, and evening temperature profiles (18:00 hours) were lapse in nature, decreasing with height inside the crop canopy; however, noontime profiles were nearly isothermal, meaning that the temperature remained the same with crop height inside the canopy. The diurnal range of temperature profiles at the emergence stage and flowering stage were higher in the crop sown in the first fortnight of July as compared to the second and third fortnights of July. No variation in diurnal temperature profile was observed among clusterbean varieties (Fig. 1, Fig. 2 and Fig 3.). This may be because, compared to morning and afternoon, the radiation enters the crop canopy more deeply at midday. Similarly findings were reported by Rajesh *et al.*, (2018) and Shamim *et al.*, (2008).

The relative humidity profiles in all of the treatments were lapse in character, meaning that the relative humidity decreased with crop height inside the crop canopy. But compared to other times of the day, the rate at which humidity decreased with height at 0900 was lower. When compared to crops sown in the first and second weeks of July, crops sown in the fourth week of July had a greater diurnal range of relative humidity profiles at the vegetative and pod formation stage however at flowering stage higher diurnal variation were present at first week of July sown crop. No diurnal variation in humidity profile was observed among different clusterbean cultivars. (Fig. 4., Fig. 5. And Fig. 6.). The crop canopy experienced more evapotranspiration and turbulence at midday compared to the morning and evening, which led to a greater exchange of water vapour with the canopy's upper air. Similar results was reported by Boseet *al.*, (2008).

### **Yield and its attributes**

The clusterbean variety HG 563 planted in the first week of July had significantly higher number of branches per plant, number of pods per plant, pod length, number of seeds per pod, harvesting index, grain and straw yield as compared to remaining date of sowing and varieties (Table 1.). The crop sown during the first week of July had higher radiation absorption and better energy efficiency than crops sown on other dates, which may have contributed to the higher yield and yield attributes that were found in this crop. The yield and yield attributes declined with delay in sowing and were higher in crops sown during this time. These results are in line with Ujjammanavaret *al.*, (2006), Kumar *et al.*,(2008) and Kalyani~~etal.~~,(2012).

### **Crop weather relationship**

Weather conditions influenced seed output and pod count per plant in cluster bean crop cultivars evaluated. Test weight and seeds per pod were statistically unrelated to weather parameters and agrometeorological indicators since they are primarily determined by plant genetics. When the entire cluster bean data set was pooled and analyzed, we discovered that minimum temperature, as well as evening relative humidity, had a negative impact on cluster bean crop. This is easily understood as the impact of various climatic elements on cluster bean crop flowering, which influenced the number of pods per plant, which influenced overall seed yield. These findings are comparable to those obtained by Ramakrishna et al. (1999) in the case of pigeon pea and Kumar (2006) in the case of soybean.

## Conclusion

The diurnal range of temperature profiles at the emergence stage and flowering stage were higher in the crop sown in the first fortnight of July as compared to the second and third fortnights of July. No diurnal variation in humidity and temperature profile was observed among different cluster bean cultivars. Yield and its attributes were found maximum in variety HG 563 sown in first week of July. When whole of data of cluster bean was pooled and analysed, we see that cluster bean crop was negatively influenced by minimum temperature and evening relative humidity.

## REFERENCES

- Abbas-Nematallah Z, Mokhtar MYO, Abo-Feteih SSM (2017). Influence of irrigation intervals under different sowing dates on water relations, yield and quality nutrition of guar Forage crop. *Egyptian Journal of Agronomy*. 39(3):293–305.
- Bose, S., Niwas, R., Kumar, A., Khichar, M. L. and Mani, J. K. (2010). Effect of agrometeorological parameters on incidence of downy mildew in pearl millet. *Journal of Agrometeorology*, 12(1):133-135.
- Kalyani, D. L. (2012). Performance of cluster bean genotypes under varied time of sowing. *Legume Research-An International Journal*, 35(2): 154-158.
- Kumar, A. (2006). Study of crop weather relationship in soybean and evaluation of crop growth-soybean model under varying environment at Anand [Doctoral dissertation] Anand Agricultural University, Anand.
- Kumar, A., Pandey, V., Shekh, A. M. and Kumar, M. (2008). Growth and yield response of soybean (*Glycine max* L.) in relation to temperature, photoperiod and sunshine duration at Anand, Gujarat, India. *American-Eurasian Journal of Agronomy*, 1(2): 45-50.
- Liyanage S, Abidi N, Auld D, Moussa H (2015). Chemical and physical characterization of galactomannan extracted from guar cultivars (*Cyamopsis tetragonolobus* L.). *Industrial Crops and Products*, 74:388–396.

Meena, H. S. (2014). Performance of cluster bean varieties at varied crop geometry [Doctoral dissertation] Acharya N.G. Ranga Agricultural University. Rajendranagar, hyderabad.

Pathak, R. and Roy, M. M. (2015). Climatic responses, environmental indices and interrelationships between qualitative and quantitative traits in clusterbean *Cyamopsis tetragonoloba* (L) Taub. under arid conditions. Proceedings of the National Academy of Sciences, India Section B: Biological Sciences, 85(1): 147-154

Rajasekar, M., Arumugam, T. and Kumar, S. R. (2013). Influence of weather and growing environment on vegetable growth and yield. *Journal of Horticulture and Forestry*, 5(10):160-167.

Ramakrishna, Y., Vijaya Kumar, P., and Ramana Rao, B. V. (1999). Crop-weather relationship studies in dryland

Treatments	Number of branches	Pods per plant	Pod length (cm)	Seeds per pod	Test weight (g)	Seed yield (kg/ha)	Stover yield (kg/ha)	Biological yield (kg/ha)	Harvest index (HI)
------------	--------------------	----------------	-----------------	---------------	-----------------	--------------------	----------------------	--------------------------	--------------------

agriculture. Fifty Years of Dryland Agriculture Research in India. Central Research Institute for Dryland Agriculture, India: 211-226.

Reddy DR, Saidaiah P, Reddy KR, Pandravada SR (2017). Mean performance of cluster bean genotypes for yield, yield parameters and quality traits. *International Journal of Current Microbiology and Applied Sciences*. 6(9):3685–3693.

Shamim, M., Singh, R., Rao, V. U. M. and Singh, D. (2008). Microclimatic profiles in soybean-pearl millet intercropping systems. *Journal of Agrometeorology*, 10(2): 151-157.

Singla S, Grover K, Angadi SV, Begna SH, Schutte B, Leeuwen D. (2016). Growth and yield of guar (*Cyamopsis tetragonoloba* L.) genotypes under different planting dates in the semi-arid southern high plains. *American Journal of Plant Sciences*. 7:1246–1258.

Thapa S, Adams CB and Trostle C (2018). Root nodulation in guar: Effects of soils, Rhizobium inoculants, and guar varieties in a controlled environment. *Industrial Crops and Products*, 120:198–202.

Ujjammanavar.C.M., M.B.Chittapurand and S.M. Hiremath. (2006). Performance of raj mash genotypes under different sowing date during kharif in northern traditional zone of Karnataka. *Karnataka J. Agric. Sci.* 19(2):253-255

D1	12.8	42.7	6	5.37	26.08	1192.04	2406.58	3598.62	32.99
D2	12.3	39.5	5.5	5.36	25.81	957.47	2341.83	3299.31	28.90
D3	11.0	36.0	5.2	5.05	24.59	763.23	2259.25	3022.49	25.13
CDat 5%	1.41	1.73	0.47	0.125	0.59	84.46	60.14	110.69	1.67
V1	10.2	36.7	5.3	5.02	23.92	853.77	2238.41	3092.18	27.42
V2	13.3	43.0	5.8	5.56	27.07	1112.48	2464.19	3576.68	30.94
V3	12.6	38.6	5.5	5.21	25.50	946.50	2305.07	3251.57	28.65
CDat 5%	1.41	1.73	N/A	0.12	0.59	84.46	60.14	110.69	1.78

Table 1. Yield and its attribute as affected by different date of sowing and varieties

Treatments	V1 (HG 365)		V2 (HG 563)		V3 (HG 2-20)	
	Pods/plant	Seed yield (kg/ha)	Pods/plant	Seed yield (kg/ha)	Pods/plant	Seed yield (kg/ha)
<b>T<sub>MAX</sub> (°C)</b>	0.938*	0.820*	0.831*	0.886*	0.829*	0.880*
<b>T<sub>MIN</sub> (°C)</b>	-0.942*	-0.942*	-0.900*	-0.874*	-0.902*	-0.900*
<b>RH % (M)</b>	0.820*	0.942*	0.880*	0.904*	0.980*	0.884*
<b>RH % (E)</b>	-0.940*	-0.935*	-0.884*	-0.859*	-0.894*	-0.848*

\*Significant at 5% level of significance.

Correlation of seed yield and Pods/plant with weather parameters of cluster bean cultivars.

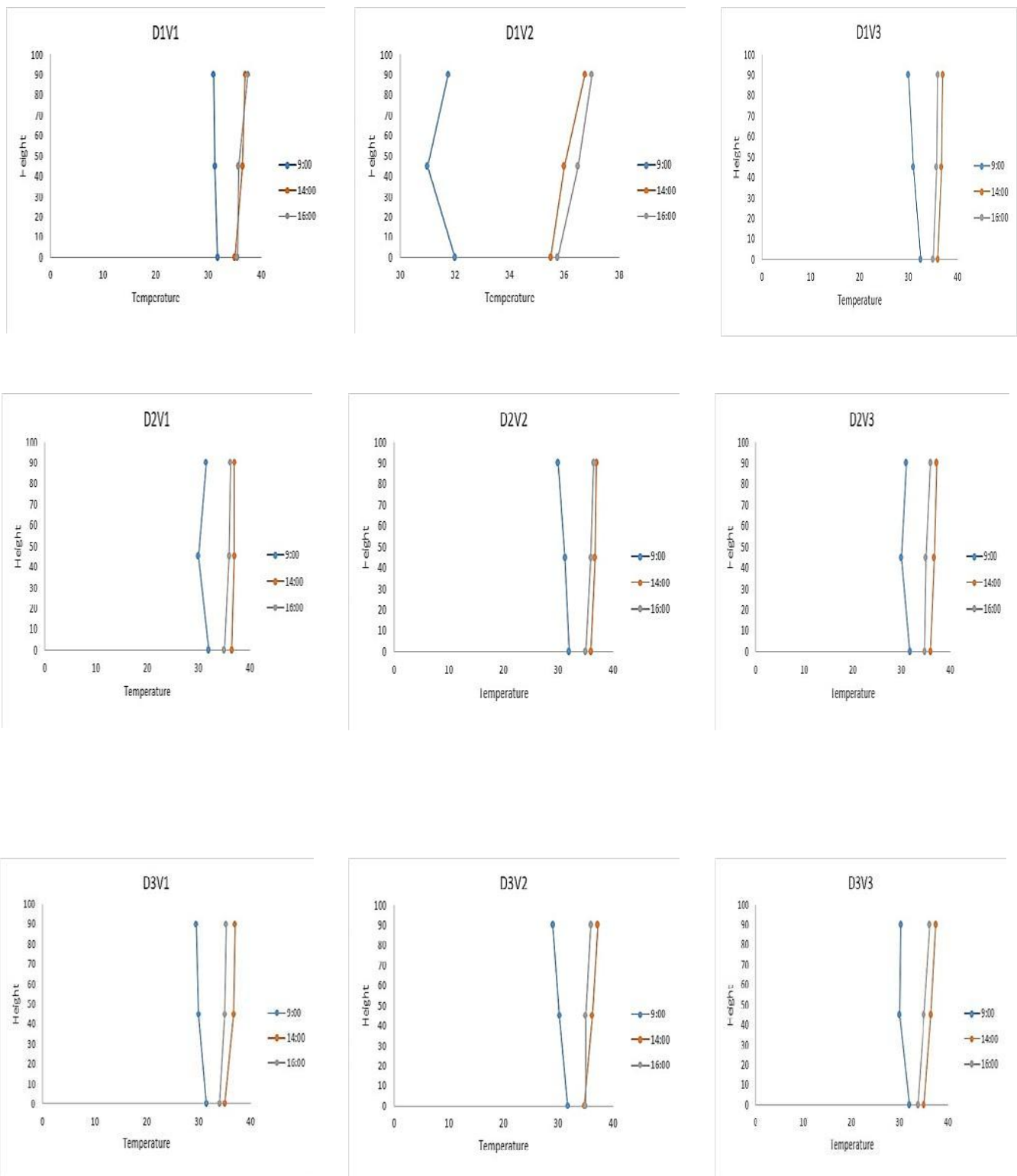


Fig.1:Diurnal temperature profile in cluster bean crop at vegetative stage during different growing environments.

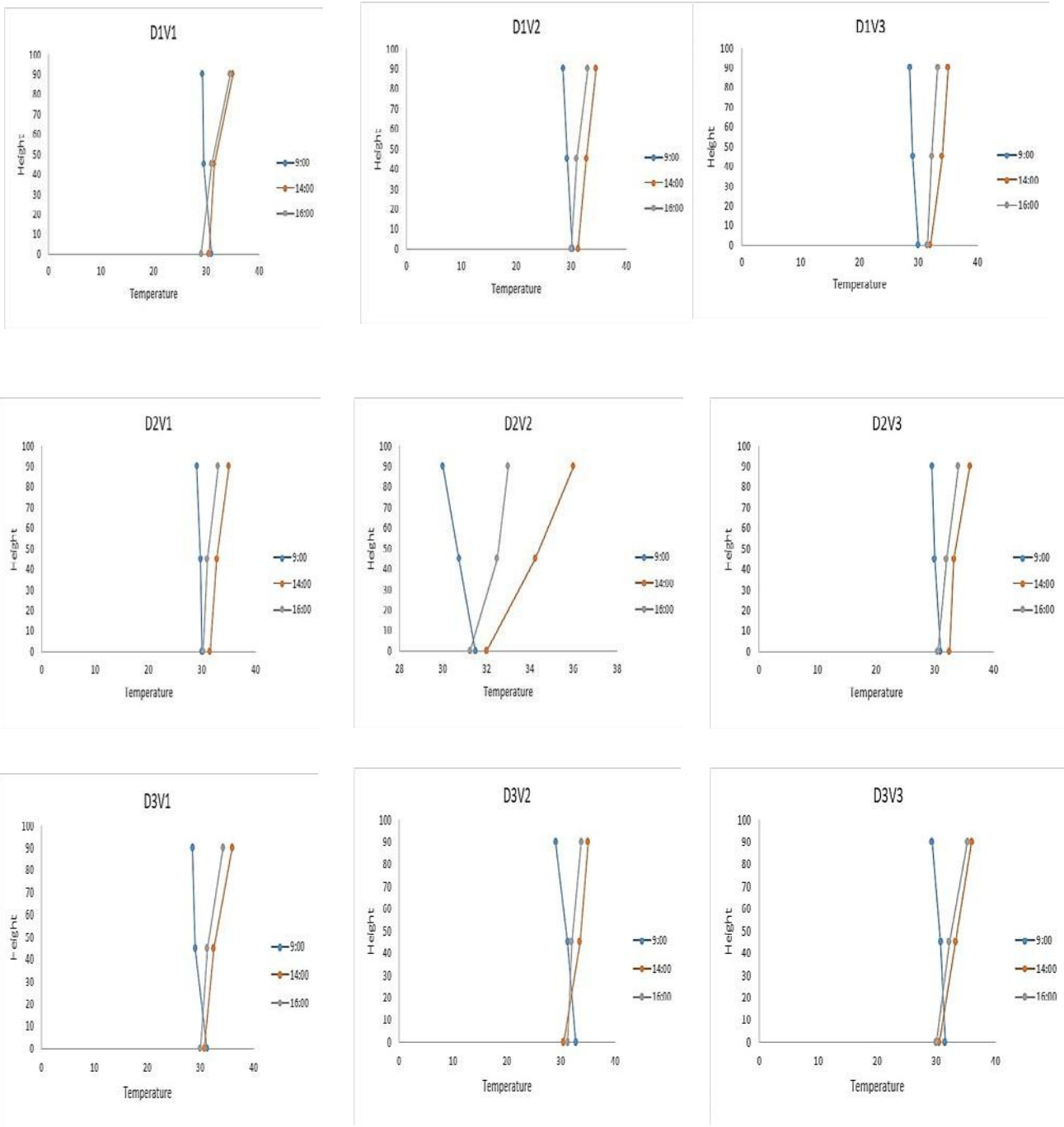


Fig.2: Diurnal profiles of temperature in cluster bean crop at flowering stage during different growing environments.

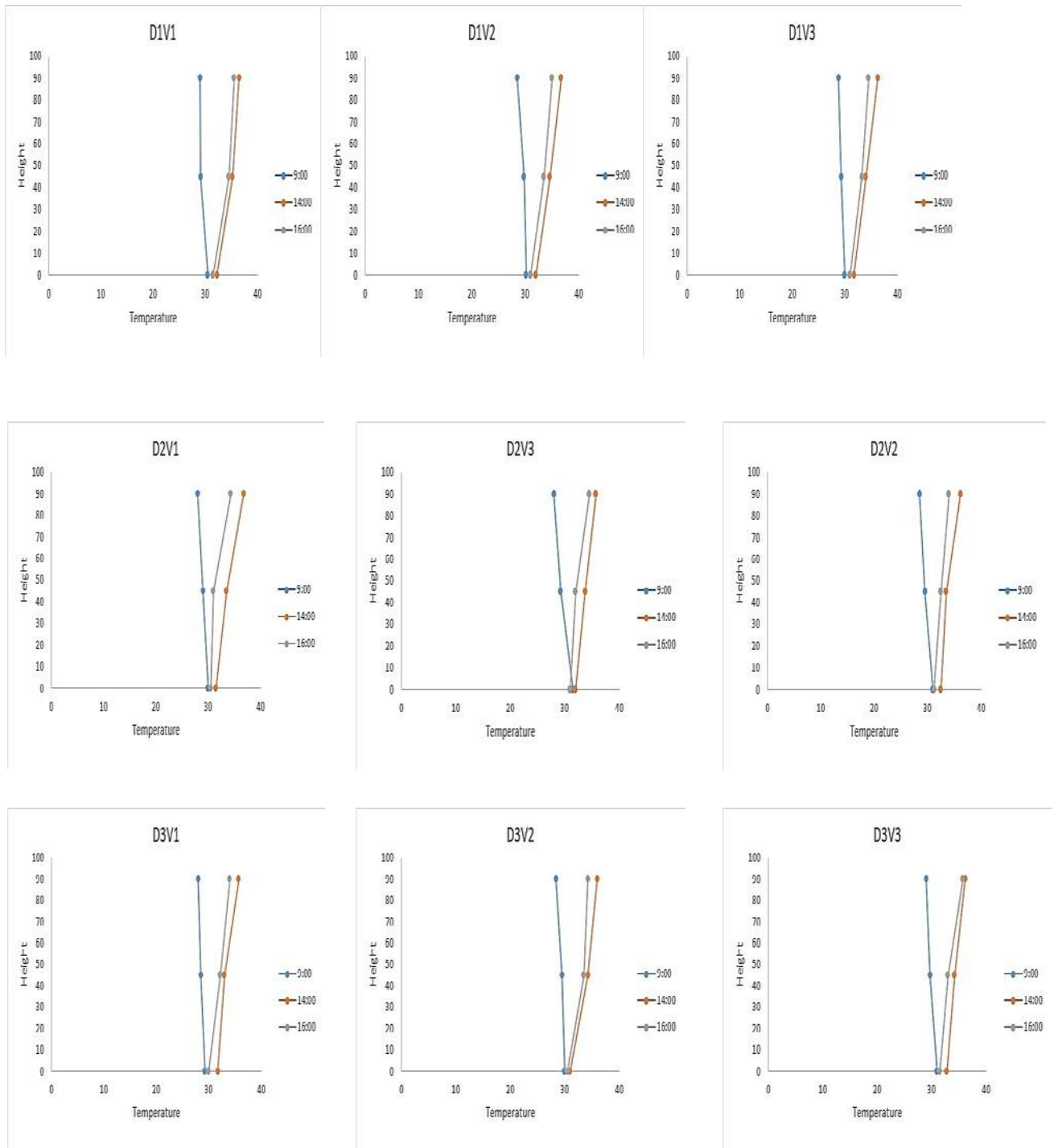


Fig.3:Diurnal profiles of temperature in cluster bean crop at pod formation stage during different growing environments

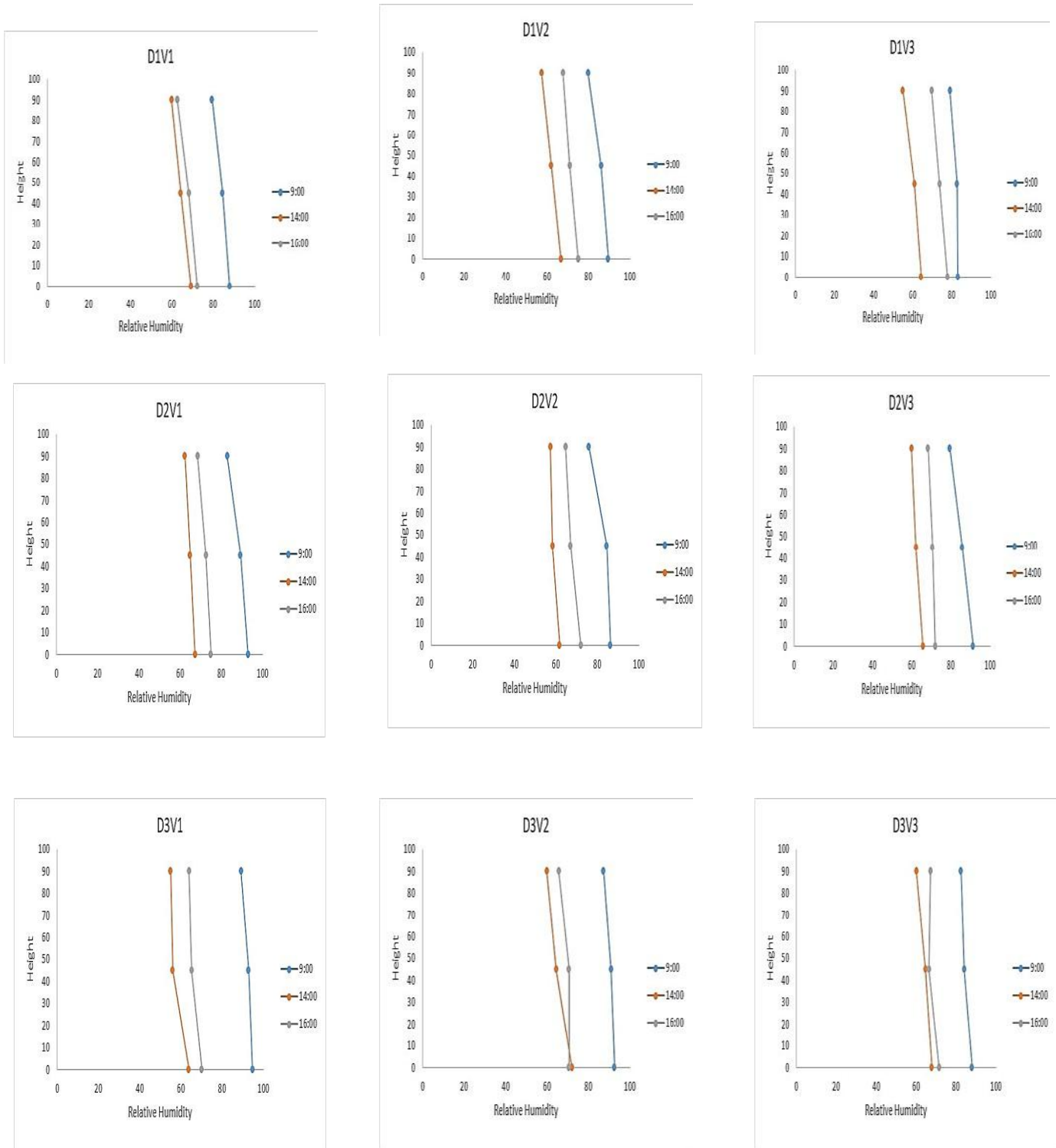


Fig. 4: Diurnal profiles of relative humidity in cluster bean crop at vegetative stage during different growing environments

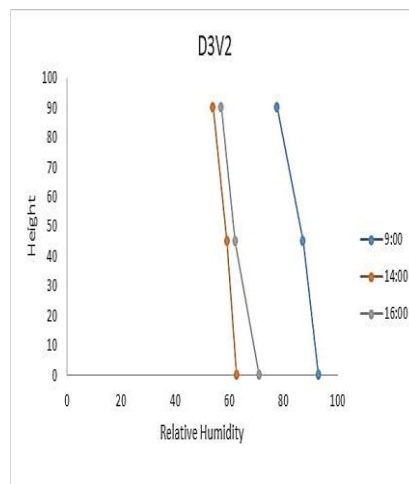
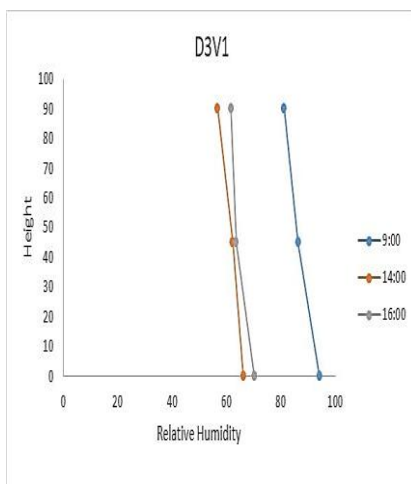
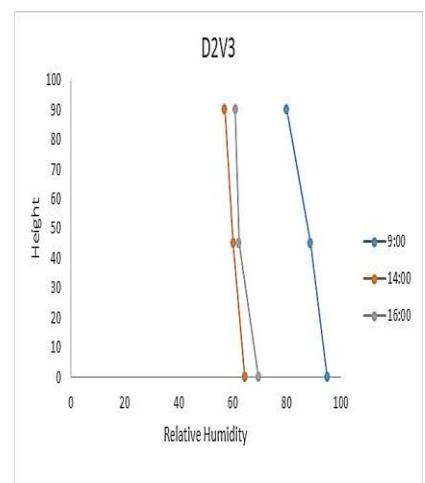
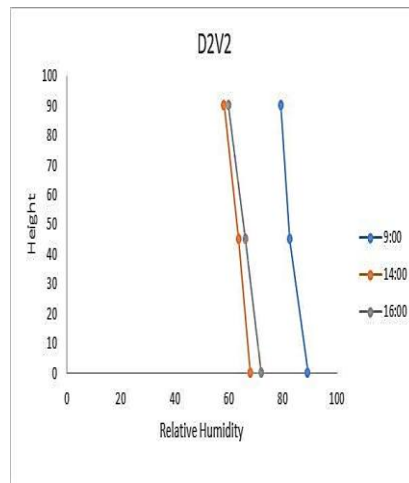
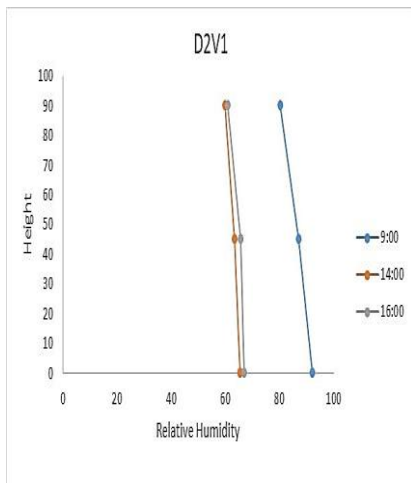
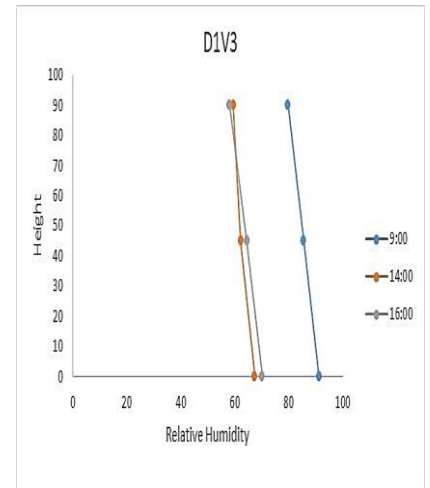
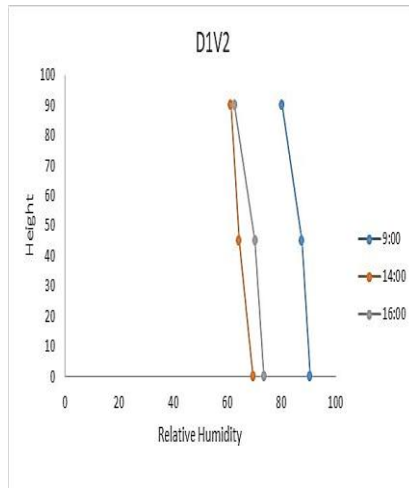
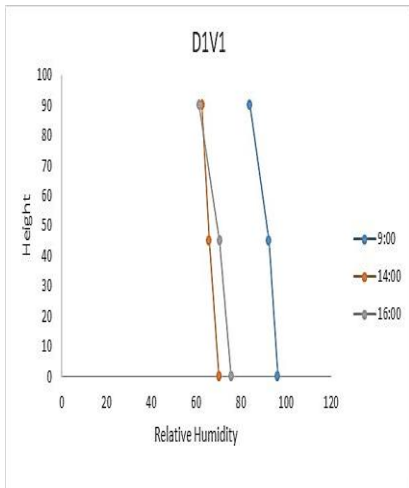
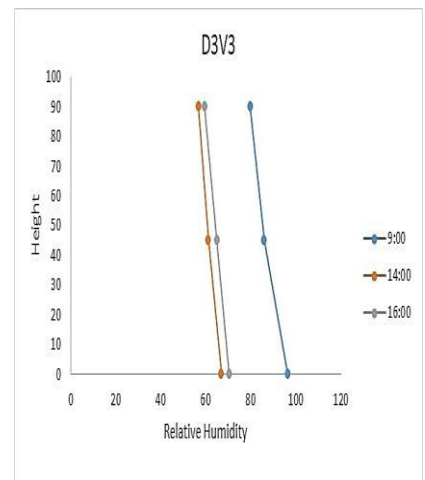


Fig. 5: Diurnal profiles of relative humidity in cluster bean crop at flowering stage during different growing environments



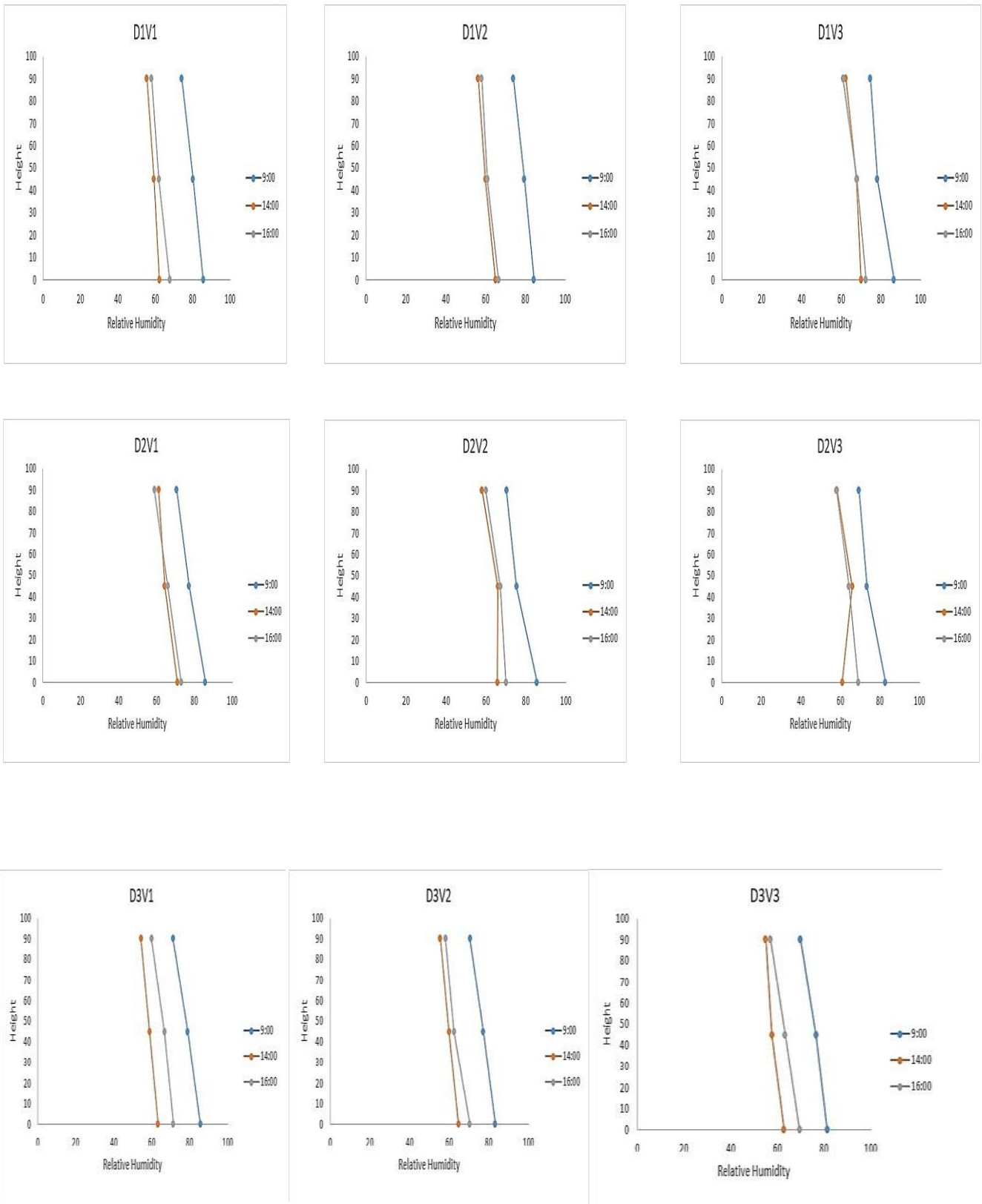


Fig.6:Diurnal profiles of relative humidity in cluster bean crop at pod formation stage during different growing environments

