

## Original Research Article

### **Evaluation of clusterbean (*Cyamopsis tetragonoloba* L.) Yield, Temperature and relative humidity profile under different growing environments**

#### **Abstract**

A study was performed at Department of Plant Pathology, CCS Haryana Agricultural University to find the effect of different growing environments on temperature and humidity profile development, yield and its attributes in clusterbean crop. Three varieties of clusterbean varieties *i.e.* HG 365 (V1), HG 563 (V2) and HG 2-20 (V3) with each sown at three different dates of sowing *i.e.* first (D1), third (D2) and fourth (D4) week of July in factorial randomized block design and replicated thrice. The diurnal range of temperature profiles at the emergence stage and flowering stage were higher in the crop sown in the first fortnight of July as compared to the second and third fortnights of July. Crops sown in the fourth week of July had a greater diurnal range of relative humidity profiles at the vegetative and pod formation stage while at flowering stage higher diurnal variation were present in first week of July sown crop. However, among different cultivars of clusterbean, no variation in temperature and humidity profile were observed. Significantly higher number of branches per plant, number of pods per plant, pod length, number of seeds per pod, harvesting index, grain and straw yield were found in D1 (first week of July) and V2 (HG 563) as compared to remaining dates of sowing and varieties, respectively.

Keywords: Clusterbean, HG 563, temperature and humidity profile, yield

#### **Introduction**

Guar (*Cyamopsis tetragonoloba* L.), a warm-season legume crop with a deep and well-developed root system, can withstand droughts and is typically grown as a rain-fed crop in arid and semi-arid regions (Abbas *et al.*, 2017). It can withstand high salinity levels and needs 200 to 375 mm of rain per year along with lots of sunlight. For determinate types of guar, the growth season lasts 60–90 days, while for indeterminate varieties, it lasts 120–150 days (Singla *et al.*, 2016). Guar has long been used in cultivation as a crop for green manure, livestock feed, and vegetables. It needs fewer agronomic inputs and can be grown on poor and marginal lands. It is capable of symbiotic nitrogen fixing because it is a grain legume. As a result, it can enhance the soil's quality naturally and affordably, which will increase the yield of succeeding harvests (Thapa *et al.*, 2015). In addition, guar gum is a molecularly heavy natural polysaccharide that readily hydrates in cold water to create a highly viscous dispersion or even gel at low concentrations. Due to the presence of galactomannan gum, guar is a significant commercial cash crop with more than 300 industrial uses (Liyanage *et al.*, 2015). Climate (temperature, humidity, rainfall, etc.), sowing time, seed rate, variety, spacing, fertilizers, drainage, etc. all have an impact on how a crop develops (Reddy *et al.*, 2016). The varieties and sowing time are two of these variables that are essential to the development and growth of the crop. Sowing time, among other crop production variables, has a significant impact on yield potential. According to Henry and Kackar (2001), guar genotypes greatly interacted with the environment to increase yield.

**Comment [MOU1]:** Title is not appropriate, I think good one is "performance of clusterbean varieties under different temperature and relative humidity profile"

**Comment [MOU2]:** Its not common and internationally recognized word

The development of diseases like Alternaria blight's causal pathogen, *Alternaria cyamopsidis*, which affects the cluster bean crop indirectly, is also influenced by meteorological variables and weather parameters.

## Material and methods

During the *khariif* season 2020, a field trial was carried out at CCS Haryana Agricultural University, Hisar to examine the impact of various clusterbean varieties sown at different times on the temperature and humidity profiles development & yield and its attributes. Clusterbean varieties HG-365, HG-563, and HG-2-20 are used in the experiment along with three sowing days in the first, second, and fourth weeks of July under a factorial randomised barred design. The crop husbandry practices were followed in accordance with the practises and recommendations of CCS HAU, Hisar.

Five plants were randomly selected from each plot and number of branches emerging from main stem was counted and average was taken as number of branches per plant. From these five plants number of pods and number of seeds per pod were also counted and average was taken. For counting the pod length, five pods were selected randomly and their length was measured, mean was taken as pod length (cm). A total number of 1000 seeds were counted from seed lot and their weight was measured. For recording the yield, crop was cut from net plot area, sun dried and weighing was done to calculate biological yield. After harvesting threshing was done, yield was recorded kg/plot and finally expressed as kg/ha after conversion. Harvesting index was calculated using the formula given below:

$$HI = \frac{\text{Grain yield}}{\text{Biological yield}} \times 100$$

Statistical analysis was done using OP STAT software of CCS HAU, Hisar.

## Results and Discussion

### Temperature and humidity profile

In all three varieties and growing environments, the maximum temperature was recorded at 1400 hours, while the lowest temperature was recorded during crop season at 800 hours. Morning temperature profiles (08:00 hours) increasing with height inside the crop canopy, and evening temperature profiles (18:00 hours) were lapse in nature, decreasing with height inside the crop canopy; however, noontime profiles were nearly isothermal, meaning that the temperature remained the same with crop height inside the canopy. The diurnal range of temperature profiles at the emergence stage and flowering stage were higher in the crop sown in the first fortnight of July as compared to the

**Comment [MOU3]:** Very poor, lacking the essence of research; problems, rationale and objectives of the study are missing: **Need major revision**

**Comment [MOU4]:** Not clear and not in detail, design, treatment combinations and layout of experiment is not clear and well presented; source of seed, seed sowing, field preparation, manures and fertilizers application, and other cultural practices are completely missed; observation taken and analysis part is also improper: **Cannot be accepted at this stage**

second and third fortnights of July. No variation in diurnal temperature profile was observed among clusterbean varieties (Fig. 1, Fig. 2 and Fig 3.). This may be because, compared to morning and afternoon, the radiation enters the crop canopy more deeply at midday. Similarly findings were reported by Rajesh *et al.*, (2018) and Shamim *et al.*, (2008).

The relative humidity profiles in all of the treatments were lapse in character, meaning that the relative humidity decreased with crop height inside the crop canopy. But compared to other times of the day, the rate at which humidity decreased with height at 0900 was lower. When compared to crops sown in the first and second weeks of July, crops sown in the fourth week of July had a greater diurnal range of relative humidity profiles at the vegetative and pod formation stage however at flowering stage higher diurnal variation were present at first week of July sown crop. No diurnal variation in humidity profile was observed among different clusterbean cultivars. (Fig 4., Fig. 5. And Fig. 6.). The crop canopy experienced more evapotranspiration and turbulence at midday compared to the morning and evening, which led to a greater exchange of water vapour with the canopy's upper air. Similar results was reported by Bose *et al.*, (2008).

#### **Yield and its attributes**

The clusterbean variety HG 563 planted in the first week of July had significantly higher number of branches per plant, number of pods per plant, pod length, number of seeds per pod, harvesting index, grain and straw yield as compared to remaining date of sowing and varieties (Table 1.). The crop sown during the first week of July had higher radiation absorption and better energy efficiency than crops sown on other dates, which may have contributed to the higher yield and yield attributes that were found in this crop. The yield and yield attributes declined with delay in sowing and were higher in crops sown during this time. These results are in line with Ujjammanavaret *et al.*, (2006), Kumar *et al.*,(2008) and Kalyani*et al.*,(2012).

#### **Conclusion**

The diurnal range of temperature profiles at the emergence stage and flowering stage were higher in the crop sown in the first fortnight of July as compared to the second and third fortnights of July. No diurnal variation in humidity and temperature profile was observed among different clusterbean cultivars. Yield and its attributes were found maximum in variety HG 563 sown in first week of July.

#### **REFERENCES**

- Abbas-Nematallah Z, Mokhtar MYO, Abo-Feteih SSM (2017). Influence of irrigation intervals under different sowing dates on water relations, yield and quality nutrition of guar Forage crop. *Egyptian Journal of Agronomy*. 39(3):293–305.
- Bose, S., Niwas, R., Kumar, A., Khichar, M. L. and Mani, J. K. (2010). Effect of agrometeorological parameters on incidence of downy mildew in pearl millet. *Journal of Agrometeorology*, 12(1):133-135.

**Comment [MOU5]:** Results is poorly presented, not clear, Temperature and humidity profile is given but lacking correlation with growth and yield, we know that the plant growth and yield are the results of genotype and environment interaction. The researcher used three varieties but presentation of results from genotypic perspective is completely missing, Lacks critical discussion: **Require major revision and rewriting**

- Kalyani, D. L. (2012). Performance of cluster bean genotypes under varied time of sowing. *Legume Research-An International Journal*,35(2): 154-158.
- Kumar, A., Pandey, V., Shekh, A. M. and Kumar, M. (2008). Growth and yield response of soybean (*GlycinemaxL.*)inrelationtotemperature,photoperiodand sunshineduration at Anand,Gujarat,India.*American-EurasianJournal ofAgronomy*,1(2): 45-50.
- Liyanage S, Abidi N, Auld D, Moussa H (2015). Chemical and physical characterization of galactomannan extracted from guar cultivars (*Cyamopsis tetragonolobus L.*). *Industrial Crops and Products*, 74:388–396.
- Rajasekar, M., Arumugam, T. and Kumar, S. R. (2013). Influence of weather and growing environment onvegetablegrowthandyield. *Journalof Horticultureand forestry*, 5(10):160-167.
- Reddy DR, Saidaiah P, Reddy KR, Pandravada SR (2017). Mean performance of cluster bean genotypes for yield, yield parameters and quality traits. *International Journal of Current Microbiology and Applied Sciences*. 6(9):3685–3693.
- Shamim, M., Singh, R., Rao, V. U. M. and Singh, D. (2008). Microclimatic profiles in soybean-pearl milletintercroppingsystems.*Journal ofAgrometeorology*,10(2): 151-157.
- Singla S, Grover K, Angadi SV, Begna SH, Schutte B, Leeuwen D. (2016). Growth and yield of guar (*Cyamopsis tetragonoloba L.*) genotypes under different planting dates in the semi-arid southern high plains. *American Journal of Pant Sciences*. 7:1246–1258.
- Thapa S, Adams CB and Trostle C (2018). Root nodulation in guar: Effects of soils, Rhizobium inoculants, and guar varieties in a controlled environment. *Industrial Crops and Products*, 120:198–202.
- Ujjammanavar.C.M., M.B.Chittapurand and S.M. Hiremath. (2006).Performance of raj mash genotypes underdifferent sowing date during kharif innorthern traditional zone of Kamataka. *KamatakaJ.Agric.Sci*.19(2):253-255

Table 1. Yield and its attribute as affected by different date of sowing and varieties

Treatments	Number of branches	Pods per plant	Pod length (cm)	Seeds per pod	Test weight (g)	Seed yield (kg/ha)	Stover yield (kg/ha)	Biological yield (kg/ha)	Harvest index (HI)
D1	12.8	42.7	6	5.37	26.08	1192.04	2406.58	3598.62	32.99
D2	12.3	39.5	5.5	5.36	25.81	957.47	2341.83	3299.31	28.90
D3	11.0	36.0	5.2	5.05	24.59	763.23	2259.25	3022.49	25.13
CDat 5%	1.41	1.73	0.47	0.125	0.59	84.46	60.14	110.69	1.67
V1	10.2	36.7	5.3	5.02	23.92	853.77	2238.41	3092.18	27.42
V2	13.3	43.0	5.8	5.56	27.07	1112.48	2464.19	3576.68	30.94
V3	12.6	38.6	5.5	5.21	25.50	946.50	2305.07	3251.57	28.65
CDat 5%	1.41	1.73	N/A	0.12	0.59	84.46	60.14	110.69	1.78

**Comment [MOU6]:** Analysis and presentation of results is inappropriate, interaction effect is not shown, results is significant or non-significant?? If interaction effect is nonsignificant, you can present the results of main factors. Mean separation is not there.

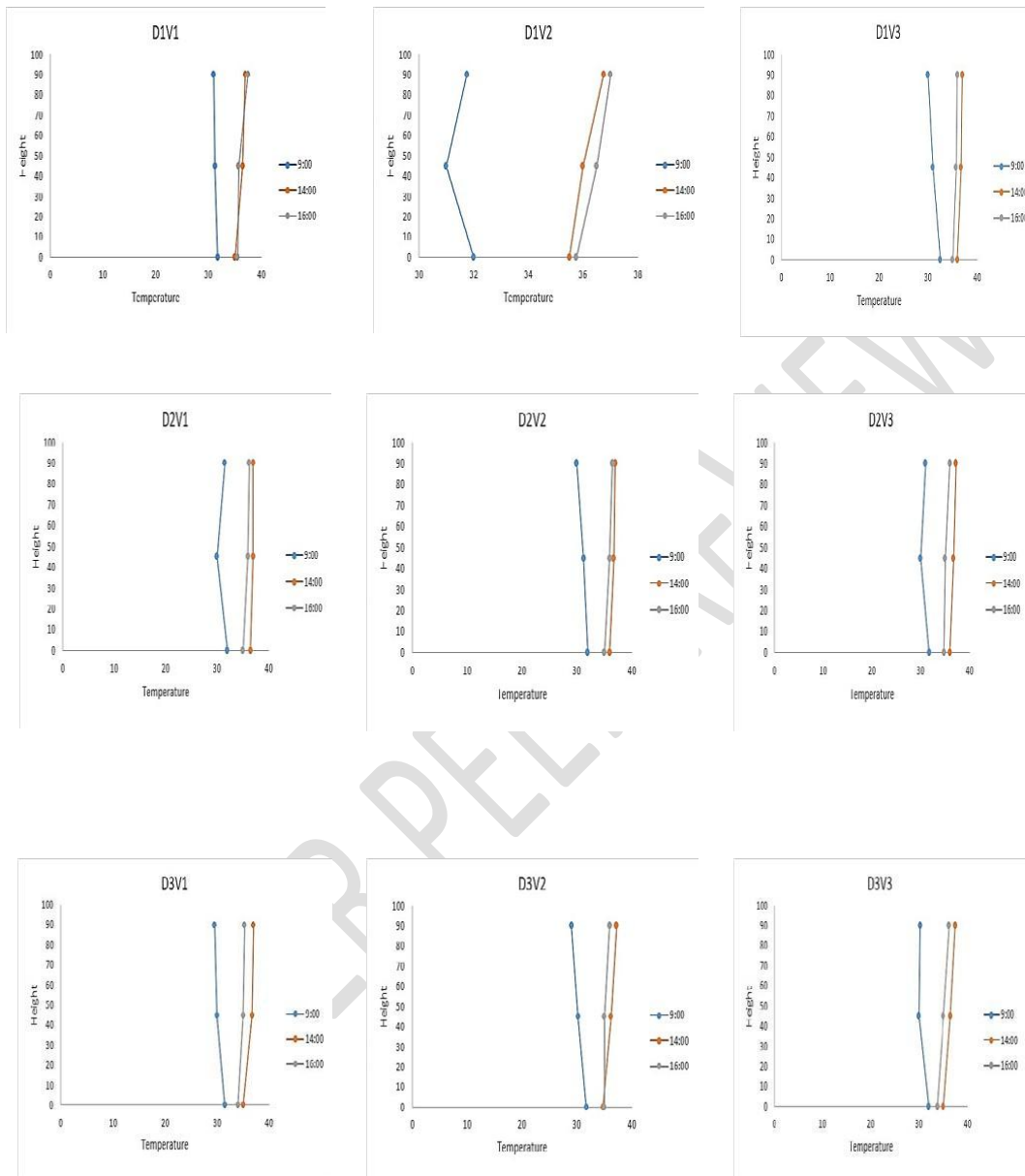


Fig.1:Diurnal temperature profile in cluster bean crop at vegetative stage during different growing environments.

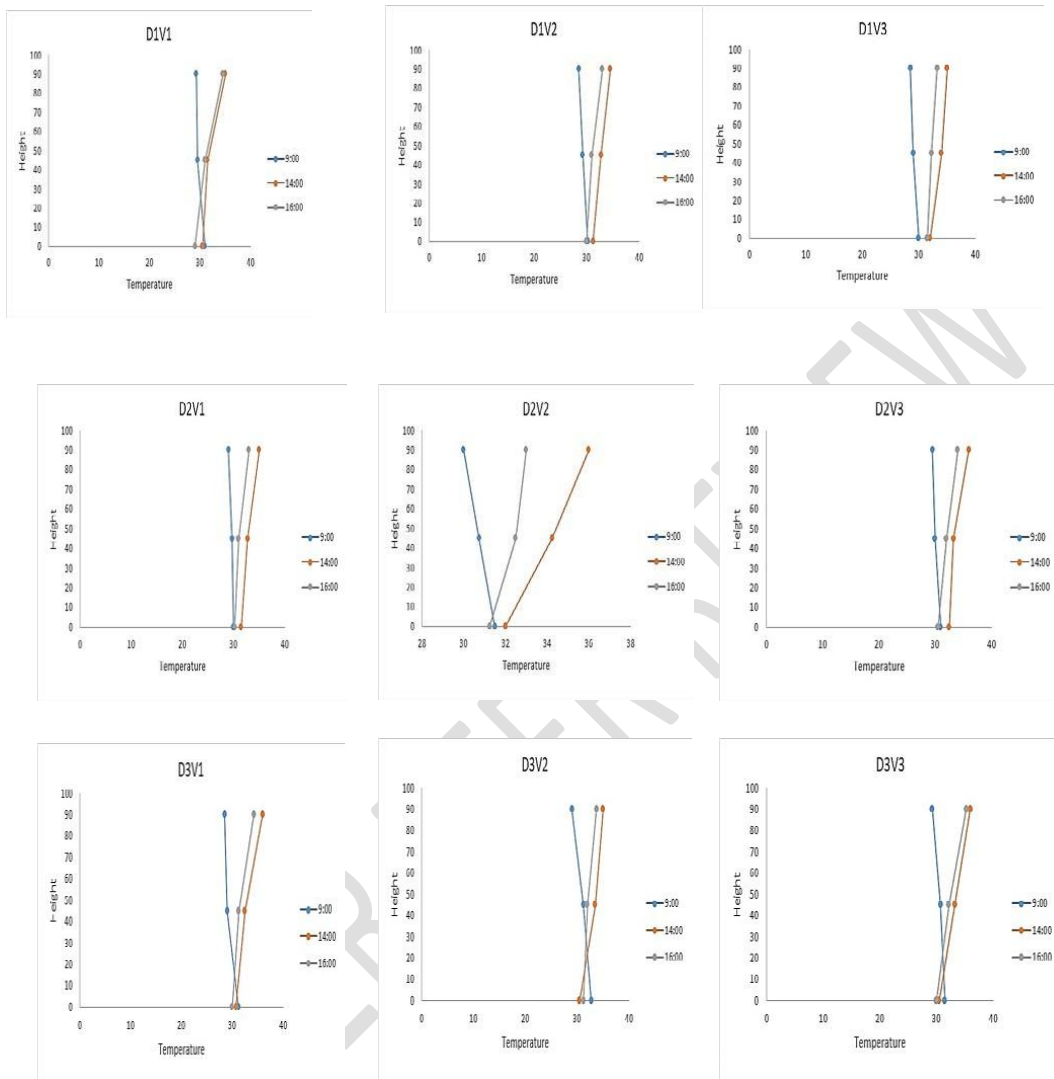


Fig.2:Diurnal profiles of temperature in cluster bean crop at flowering stage during different growing environments.

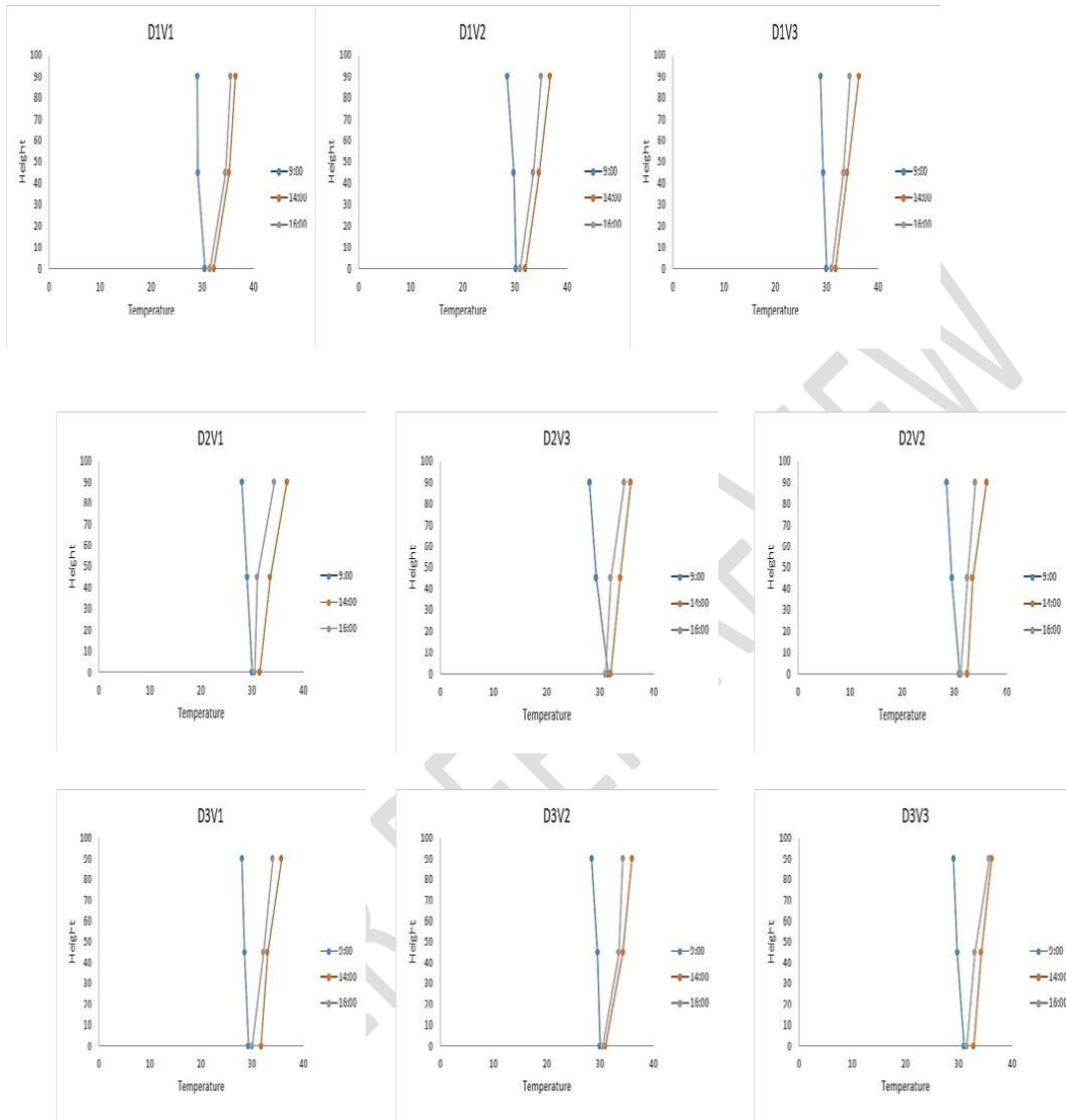


Fig.3:Diurnal profiles of temperature in cluster bean crop pod formation stage during different growing environments

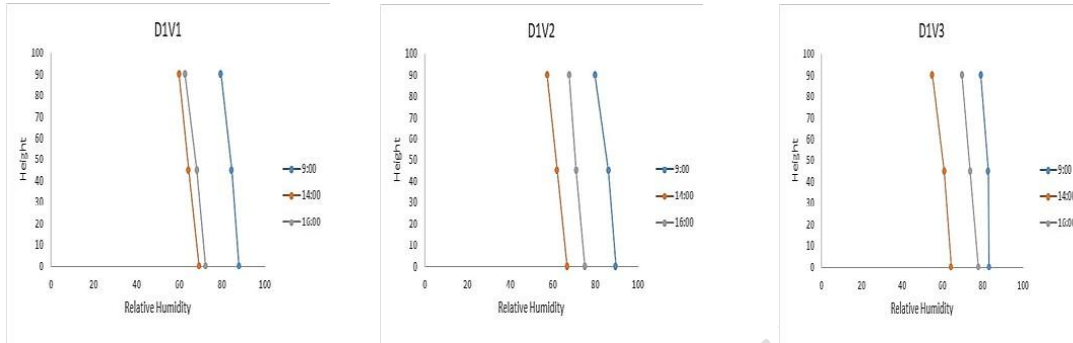
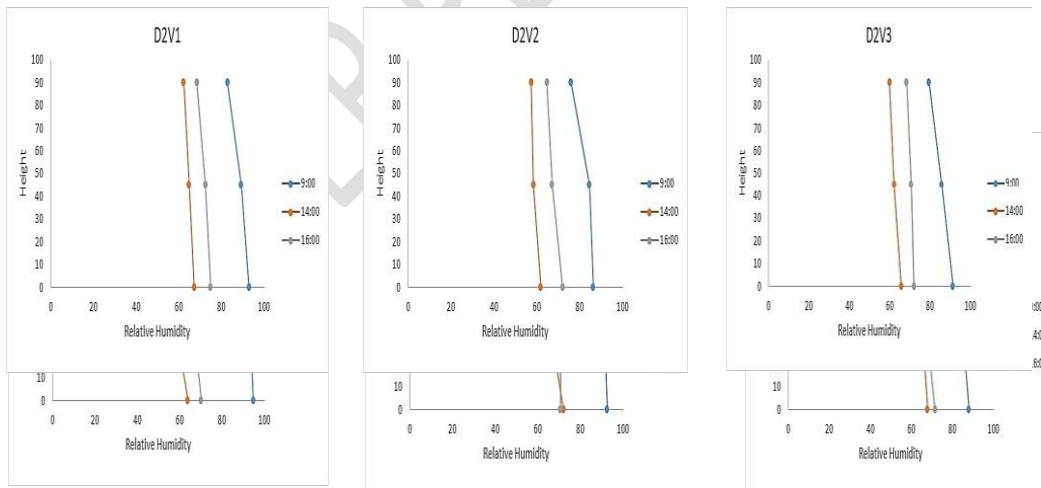


Fig. 4: Diurnal profiles of relative humidity in cluster bean crop at vegetative stage during different growing environments



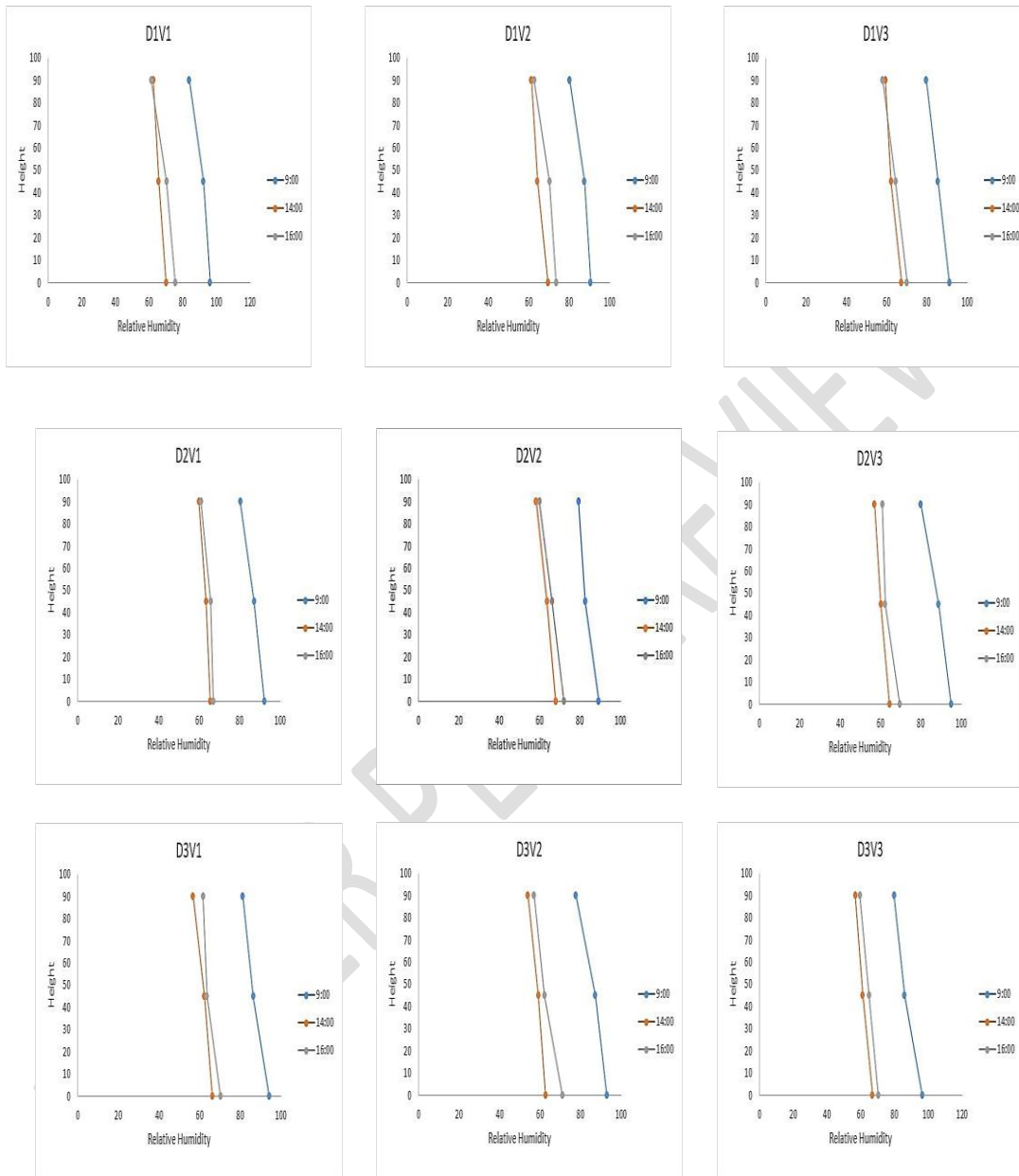


Fig. 5: Diurnal profiles of relative humidity in cluster bean crop at flowering stage during different growing environments

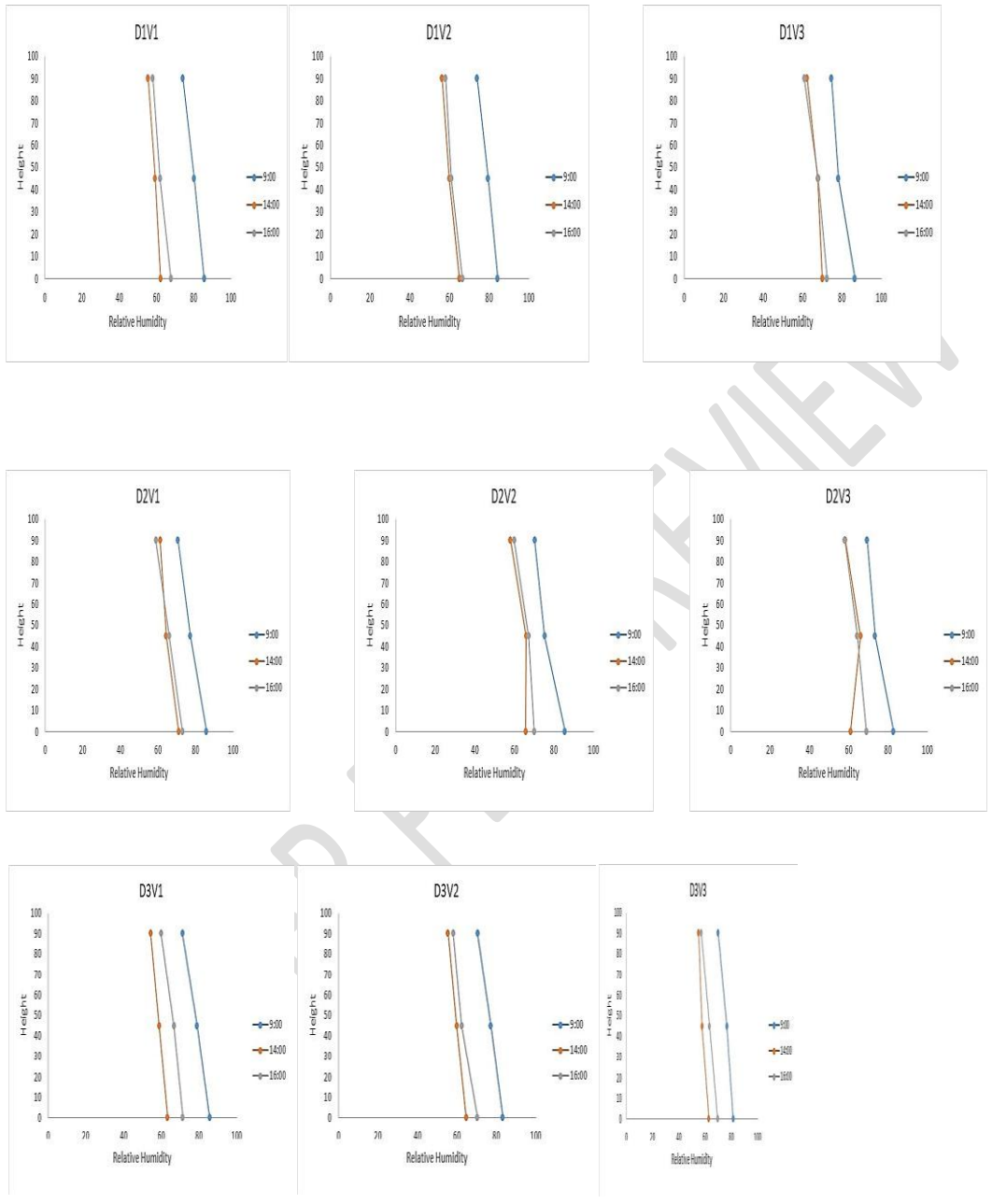


Fig. 6: Diurnal profiles of relative humidity in cluster bean crop at pod formation stage during different growing environments

UNDER PEER REVIEW