

1
2
3
4
5
6
7
8
9
10

Design, Testing, Evaluation, and Implementation of an Arduino-Based Mosquito-Repellent System

ABSTRACT

Aims: The primary objective of this research drive is to design, develop, and evaluate an Arduino-based mosquito-repellent system. This work underscores the importance of developing sustainable and eco-friendly solutions for mosquito control.

Study design:An Arduino microcontroller board is used, and an assembly language program is developed to repel mosquitoes from the surroundings. This system uses piezoelectric disks, LED lights, LCD monitor along with the Arduino board and produces ultrasonic sound to protect humans and the environment from mosquitoes.

Place and Duration of Study: The research effort was steered by the authors in a group under the supervisor of a faculty member as a part of the course capstone project work of the Bachelor of Science in Engineering degree in Computer Science and Engineering at the American International University Bangladesh (AIUB), Dhaka, Bangladesh. The authors performed their research tasks at AIUB from May 2023 to January 2024.

Methodology: The innovative mosquito-repellent system uses an Arduino Mega 2560 microcontroller to generate a cutting-edge solution to tackle the problem of mosquito infestations. The system can produce an electric signal that can emit mechanical ultrasound signals to be harnessed using a series-connected eight piezo-electric discs. To power up the system, it uses four Li-ion rechargeable batteries charged by using solar energy from the home solar system. Besides, it uses LEDs to indicate the status of the repellent system.

Results: The generated ultrasonic signal is observed on the oscilloscope screen and its' value is exhibited on the LCD screen to evaluate the system performance. Testing confirms that the system can drive away mosquitoes within its 3 m surroundings in 2-3 minutes. Besides, the system parameter and cost comparison show that this scheme suggests a worthwhile and sustainable result for making a mosquito-free environment.

Conclusion: The development of a mosquito-repellent system using ultrasonic sound waves based on an Arduino microcontroller offers a sustainable and effective alternative to traditional methods of mosquito control. Since the system is chemical and health-hazard-free, it is eco-friendly and makes human life more comfortable. The system is portable and cost-effective, making it suitable for use in various settings.

11
12
13
14
15
16
17
18
19
20
21
22

Keywords: Mosquito-Repellent System, Ultrasonic Frequency, Renewable Energy, Arduino Microcontroller, Piezo-Electric Disc.

1. INTRODUCTION

Mosquitoes spread diseases, like malaria, chikungunya fever, dengue, West Nile, yellow fever, Zika, etc. that have caused the deaths of countless people around the world [1]. Only mosquitoes ruin the lives of people and other animals more than any other organism on Earth. According to the US Centers for Disease Control and Prevention, at least 619,000 people died from malaria in 2021 in the world [2]. A recent extensive literature survey revealed that from a total of 3578 species of mosquitoes, only 2.5 % of the total, i.e., 88

23 species are vectors for 78 various types of diseases affected by people around the world [3].
24 Besides, 243 more mosquito species (6.8% of the total) were recognized as probable vectors
25 of these diseases [3]. However, according to the World Health Organization (WHO), 700
26 million human beings contract a mosquito-borne disease and hence vector-borne diseases
27 have caused above 17% of total infectious diseases accumulating more than 700,000
28 deaths per year [4]. Therefore, it is understood that mosquitoes pose a significant threat to
29 public health due to their ability to carry and transmit dangerous diseases and as such it is
30 required to develop a robust method of controlling or repelling mosquitoes from the human
31 body. Conventional methods of mosquito control, including the use of insecticides, have
32 limitations ranging from environmental pollution to health risks and the development of
33 resistance in mosquito populations [5]. Thus, there is an urgent need to explore alternative
34 approaches that are efficient, eco-friendly, and cost-effective [6].

35 Microcontroller-based systems are found portable, cost-effective, and efficient for various -
36 applications like motor control, bio-medical devices, cleaning systems, tracking, control, and
37 protection systems, etc. [7-14]. Microcontroller-based ultrasonic sound signal was employed
38 in many types of systems including distance measurement applications [12, 15]. The
39 ultrasonic sound can be produced using an Arduino microcontroller and can be applied to
40 repel mosquitoes with recent studies indicating frequencies in the range of 18-48 kHz [16-
41 18]. Therefore, this work proposes the development of a mosquito-repellent system using
42 Arduino, a widely used microcontroller platform capable of controlling electronic devices. The
43 system aims to address the shortcomings of traditional mosquito control methods by
44 employing basic technical and mechanical equipment that is safe for both humans and the
45 environment. The primary objective is to offer an efficient and sustainable mosquito control
46 solution, particularly in areas where traditional methods have proven ineffective or
47 unsuitable. By utilizing Arduino's flexibility and programmability, the system can be tailored
48 to specific requirements and environmental conditions, enhancing its efficacy. Through the
49 realization of this innovative mosquito-repellent system, this work aims to reduce mosquito-
50 borne diseases, especially in developing countries where these diseases impose a
51 significant burden on public health. Moreover, by focusing on environmental friendliness and
52 cost-effectiveness, the proposed solution seeks to provide a viable alternative to
53 conventional methods, thereby fostering long-term sustainability. The outcomes of this work
54 have the potential to revolutionize mosquito control strategies, facilitating a safer and
55 healthier environment for communities affected by mosquito-borne diseases. This mosquito-
56 repellent system may create substantial impacts on public health and lifesaving by offering a
57 favorable avenue for mitigating the global threat due to mosquito-borne illnesses.

58

59 **2. LITERATURE REVIEW**

60

61 The article in reference [19] discussed the design and implementation of a mosquito-
62 repellent system using Arduino and solar energy. The authors highlight the importance of
63 finding alternative and sustainable methods for mosquito control, especially in developing
64 countries. The article represents, the study aims to develop a solar-powered smart
65 mosquito-repellent system using ultrasonic sound waves controlled by an Arduino
66 microcontroller. The system is cost-effective and environmentally friendly compared to
67 traditional methods of mosquito control using insecticides. The system has potential for use
68 in remote areas where traditional mosquito control methods are not available or feasible and
69 emphasizes the importance of using sustainable and environmentally friendly methods for
70 mosquito control to prevent the spread of mosquito-borne diseases.

71 The research paper of reference [20] presents the design and realization of an integrated
72 mosquito-repellent system that uses ultrasound and frequency. The authors highlight the
73 restrictions of conventional mosquito control techniques and the demand for more effective

74 and sustainable way-outs. The article aims to develop a portable and affordable integrated
75 mosquito-repellent system that uses ultrasound and frequency controlled by an Arduino
76 microcontroller. The system was found effective in repelling mosquitoes and is more cost-
77 effective and environmentally friendly than traditional methods of mosquito control using
78 insecticides. The system has potential for use in outdoor settings, such as camping or
79 outdoor events, and emphasizes the importance of developing sustainable and effective
80 methods for mosquito control to prevent the spread of mosquito-borne diseases.

81 The research article in [21] reports the design and implementation of a smart ultrasonic
82 repeller system for repelling insects and pets in farms and inventories. The authors highlight
83 the importance of finding efficient and eco-friendly solutions for pest control in agriculture
84 and the need for smarter systems that can be remotely controlled and monitored. The article
85 provides a detailed description of the hardware components of the system, including an
86 ultrasonic sensor, a microcontroller, and a wireless communication module. The study aims
87 to develop a smart ultrasonic insect and pet repeller that can be used in farms and
88 inventories to repel insects and pests without the use of harmful chemicals or
89 insecticides. The system is effective in repelling insects and pets and is more environmentally
90 friendly and cost-effective than traditional methods of insect and pest control. The system
91 has the potential for use in various settings, such as farms, warehouses, and inventories,
92 where insect and pest control are necessary, and emphasizes the importance of developing
93 sustainable and effective methods for insect and pest control to prevent the spread of
94 diseases and reduce the negative impact on the environment.

95

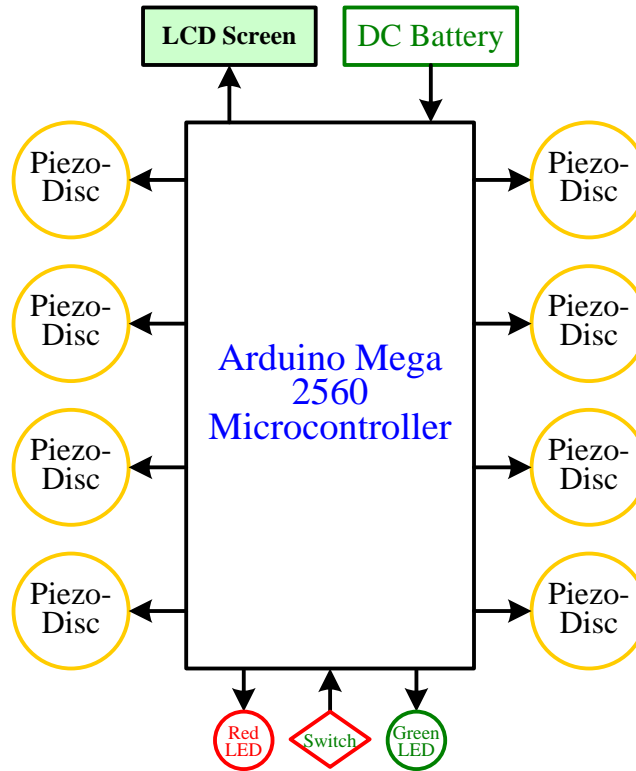
96 **3. WORKING METHODOLOGY**

97

98 The proposed mosquito-repellent system uses Arduino, a cutting-edge solution to tackle the
99 problem of mosquito infestations. By harnessing the power of technology, this work uses the
100 Arduino Mega 2560 microcontroller and a set of eight piezoelectric disks to emit ultrasonic
101 sound waves, that is sound waves with frequency over 20 kHz [15] to repel dangerous
102 mosquitoes [22] without using any harmful chemicals or pesticides. As a result, the proposed
103 system is environmentally friendly, using solar energy and rechargeable batteries. The
104 system is equipped with a red and a green LED to indicate the status of the repellent
105 system. This work showcases the potential of using technology to address real-world issues
106 and underscores the importance of developing sustainable solutions for mosquito control.

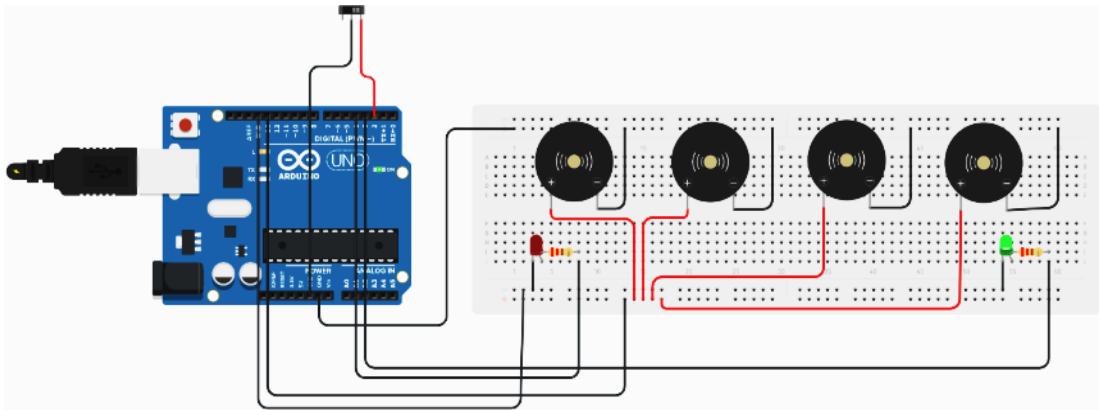
107 The block and schematic diagrams of the proposed system are provided in Figs. 1-2. In the
108 block diagram of the system of Fig. 1, all components and their connections are shown along
109 with the direction of signal flow from and to the Arduino Mega 2560 microcontroller.

110 In the schematic diagram of the system in Fig. 2, all components and their connections are
111 shown according to their implementation in real-time hardware parts. According to this
112 schematic diagram, the Arduino Mega2560 sends signals to the piezoelectric disks to emit
113 ultrasonic sound waves. The ultrasonic sound waves disrupt the nervous system of
114 mosquitoes and repel them. The status of the system is indicated by the red and green
115 LEDs. The system is powered by a rechargeable battery pack of around 10 V DC, making
116 the system portable. The system provides a sustainable and effective alternative to
117 traditional mosquito control methods. The purposes of utilizing several elements are clarified
118 in the next few sub-sections.



119
120
121

Fig. 1. Block diagram of the proposed mosquito-repellent system.



122
123

Fig.2. Schematic diagram of the proposed mosquito-repellent system.

124
125
126
127
128
129
130
131
132
133

3.1 Piezoelectric Disks

Piezoelectric disks are electronic components that can convert mechanical energy into electrical energy and vice versa. When pressure or vibration is applied to the disk, it produces an electric charge that can be used in various applications, such as sensors, and speakers, and alternatively, if an electrical signal is applied to these discs, then they produce mechanical vibrations for which ultrasonic mechanical oscillatory signals are produced and applied in our desired mosquito-repellent systems.

134
135
136
137
138
139
140
141
142
143
144
145
146
147
148
149
150
151
152
153
154
155
156
157
158
159
160
161
162
163
164
165
166
167
168
169
170
171
172
173
174
175
176
177
178
179
180
181
182

3.2 Arduino Mega2560

The Arduino Mega2560 microcontroller is an important component of the project as it provides the required processing power and control to drive the ultrasonic piezoelectric disks and LEDs. Its high memory and input/output capabilities make it an ideal choice for controlling complex systems, such as the mosquito-repellent system [13-14].

3.3Li-Ion Rechargeable Battery

A lithium-ion (Li-ion) rechargeable battery is used in this work because it is very eco-friendly, possesses very high energy density, and has lower rates of self-discharge. During the discharging and recharging cycles, it undergoes movement of charged particles through cathodes and anodes to create current flow. Therefore, it can be reused several times. So, it provides a cost-efficient long-term solution. Besides, it is a lightweight and safe device for its users [13-14].

3.4LED Light

In this work, the LED lights are used as indicators to understand and to know whether the system is working and whether the frequencies are being generated or not [13-14].

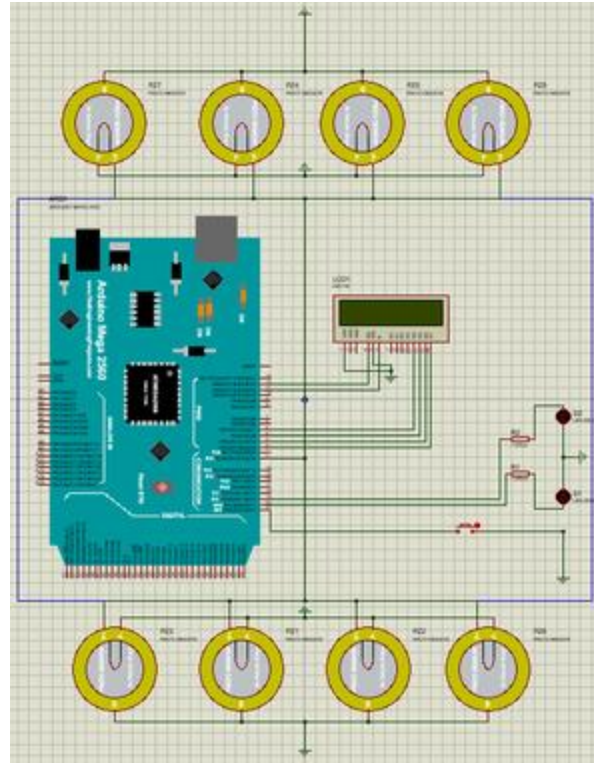
3.5LCD Device and Driver

The LCD is widely used to present vital information, including sensor readings, system status, messages, and menu options. It provides a simple and cost-effective way to visually present data to the user. In this work, we used an LCD having the capacity of displaying 16 characters in 2 lines. To connect the LCD screen to the microcontroller, we used an Inter-Integrated Circuit (I2C) LCD driver module, which communicates via I2C protocol. This module requires no complex connections or setup, thus saving time [13-14].

After studying all the necessary components, we connected 8 piezoelectric disks to the Arduino Mega2560 microcontroller through its 8 different ports. After that, we connected a red and a green LED through two 220 Ω resistors to the microcontroller's two other digital output ports. Resistors are connected to the LEDs in series to limit the current flow into the LEDs. After that, we connected a 2-pin on/off rocker switch button to turn on/off the system. The whole system is powered by a rechargeable battery pack. After hardware setup, we wrote, debugged, and uploaded the program into the Arduino board through its COMx port. Finally, the system is tested to evaluate its functionality.

4. SIMULATION MODEL

Figure 3 denotes the simulation model of the proposed system designed using the Porteous simulator. Arduino Mega2560 is used as a microcontroller. To emit ultrasonic sound of 31 kHz, eight piezoelectric disks in two rows with four discs in each row are used. An LCD is connected to the output terminals through an I2C LCD driver to show the output status. Besides, one red and one green LEDs are used to indicate the system status. The code written using Arduino IDE is then compiled and then the HEX file is generated on the PC. This HEX file is uploaded to the Arduino board to run the system.



183

184 **Fig.3.Simulation model of an automated mosquito-repellent system using ultrasound**
 185 **generation through eight piezoelectric discs.**

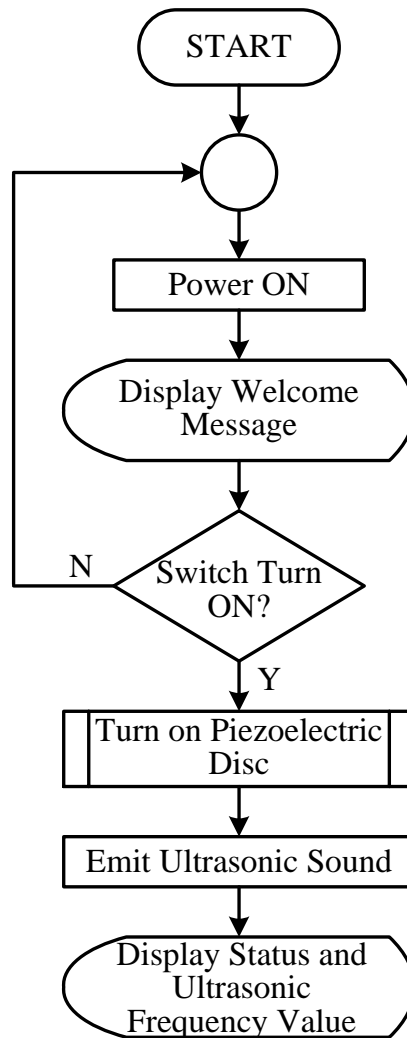
186

187 **5. FLOW CHART**

188

189 The flow chart of an automated mosquito-repellent system using ultrasound generation
 190 through 8 piezoelectric discs is shown in Fig. 4. According to this flow chart, the assembly
 191 language program written for this system starts with turning on the power of the system.
 192 After that, some variables are initialized. Thus, the LCD monitor displays a welcome
 193 message to indicate that the user can start the program. Now, if a button is pressed in the
 194 hardware part of the system, then it turns on the green color LED to indicate the system is
 195 ready to run. After that, the ultrasonic discs (in this work, we used eight different discs) emit
 196 an ultrasonic signal of around 31 kHz to drive away mosquitoes from the surroundings in a
 197 range of 3 m. Then the value of ultrasonic sound wave frequency is displayed on the same
 198 LCD monitor. If the switch is pressed, then it sends a signal to the microcontroller, either
 199 HIGH or LOW.

200



201

202

203

Fig.4.Flow chart of the assembly language program for the automatic mosquito repelling system.

204

205

206

207

208

209

210

211

212

213

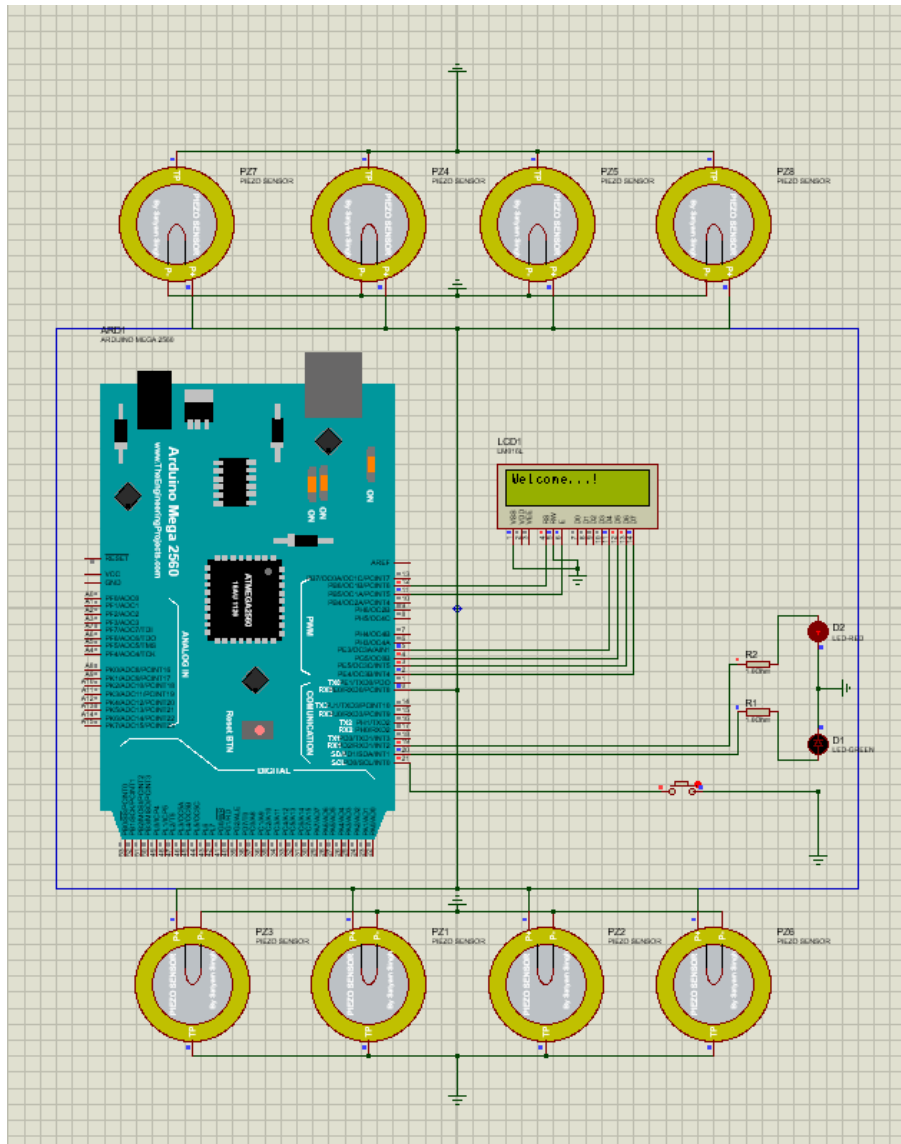
214

215

216

6. RESULTS AND DISCUSSION

Figures 5-6 show the simulation results of the mosquito-repellent system. When the system is turned on, but the switch (just above the bottom layer's 4 discs) is not pressed then only the red LED (upper LED at the right) is turned on and the LCD screen (just below the upper layer's 4 discs) shows a welcome message. When the system is turned on and the switch is pressed green LED (lower LED at the right) is turned on and the LCD screen shows the emitting ultrasound frequency of 31 kHz. Here, eight of the same types of piezoelectric discs are used to emit an ultrasound frequency of 31 kHz. Discs are arranged in two rows, each row containing 4 discs to emit ultrasound waves to repel mosquitoes from all directions.



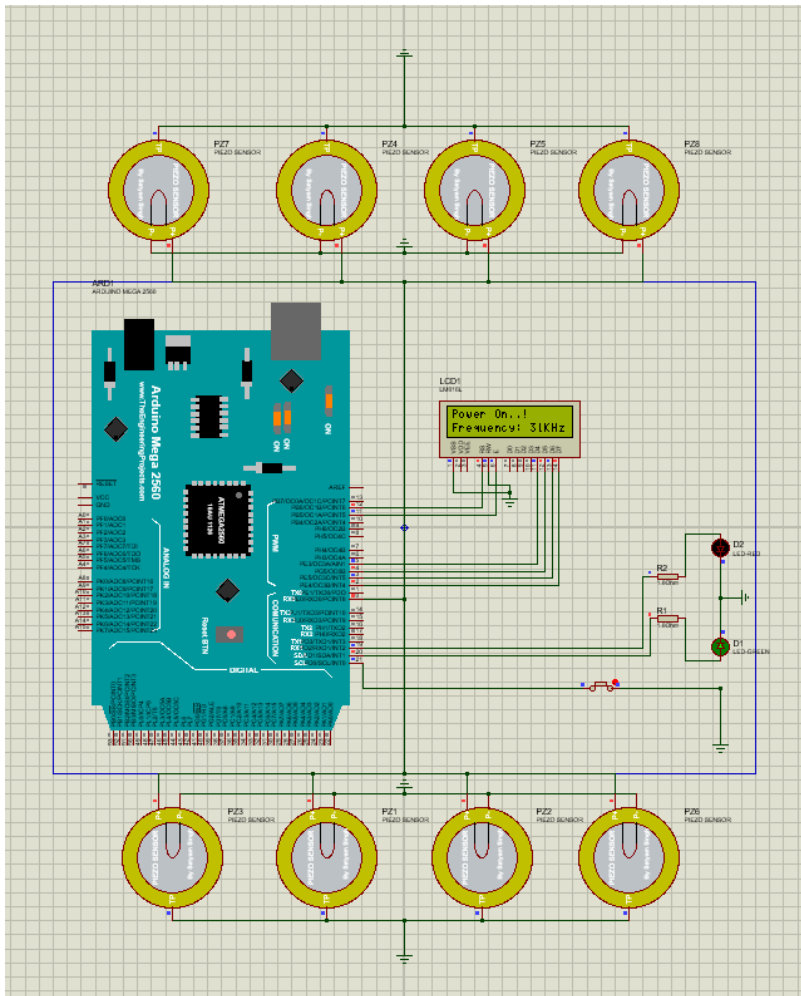
217

218

219

220

Fig.5.Simulation results of the system when the system is turned ON and the red LED is turned ON (upper LED at the right side).



221

222

Fig.6.Simulation results of the system when ultrasound frequency 31 kHz is shown on the LCD screen and the green LED is turned ON (lower LED at the right side).

223

224

225

226

227

228

229

230

231

232

233


234

235

236

237

A few hardware implementation outputs are revealed in Figs. 7-11. Figure 7 demonstrates the hardware implementation of the mosquito-repellent system. When the DC power is supplied to the system the red LED is turned ON and the LCD screen shows a welcome message. The outcome on the LCD screen's message is shown in Fig. 8. After that, the switch is turned ON and hence the green LED is turned ON and the LCD screen shows the ultrasound frequency of 31 kHz as shown in Figs. 9-10. After running the system, it was measured that the system is very efficient within its 3 m surroundings. It was also observed that the system can drive away the mosquitoes within 2-3 minutes. As such, it can be said that the system-generated ultrasonic sound wave can expel mosquitoes from the desired areas as indicated in several research papers studied for this purpose. It was also observed that this ultrasonic frequency not only repels the mosquitoes but also causes deaths of mosquitoes [23].




238

239

240


Fig.7.Hardware implementation of the system with power supplied from DC battery.



241

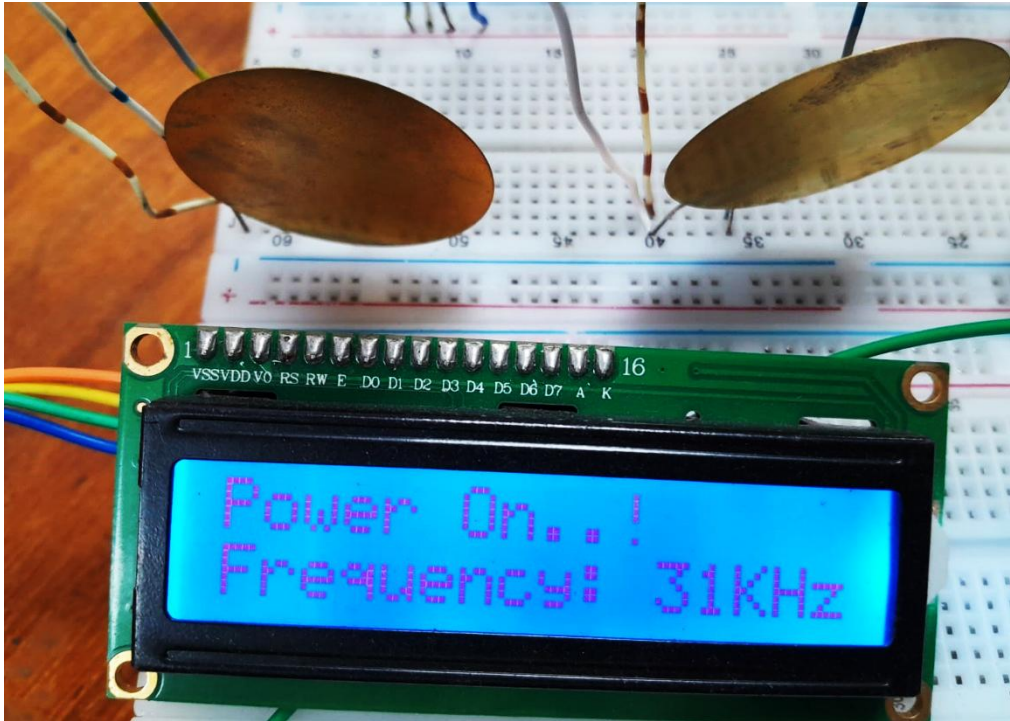
242
243

Fig.8.When the power is ON, the LCD screen shows a Welcome message.



244
245
246

Fig. 9.Hardware implementation of the system when the switch is ON.



247

248

Fig. 10. When the switch is ON, the LCD screen is showing the ultrasonic frequency.

249

250

251

252

253

254

255

256

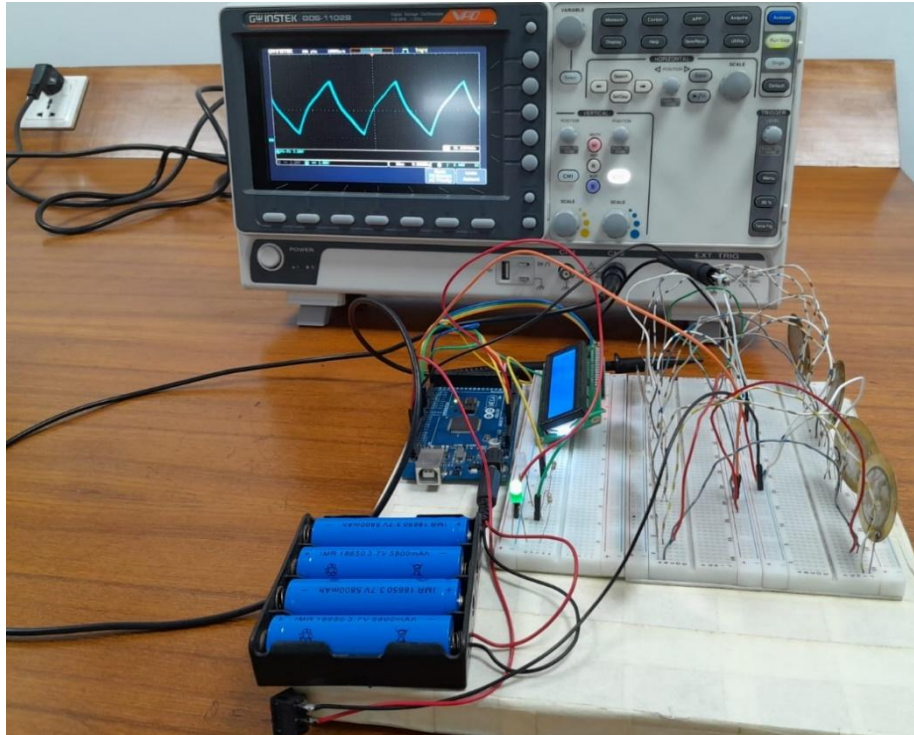
257

258

259

260

Figures 11 and 12 represent the measurement of signal frequency by using a digital storage oscilloscope in the laboratory of AIUB. The disc's output frequency is obtained on the oscilloscope screen as 31.2 kHz. It is slightly higher than that obtained in the Proteus simulation. The peak-to-peak AC output signal voltage measured by the digital storage oscilloscope is 3.8 V and its rms value is 2.62 V. The measured values are shown on the oscilloscope screen of Fig. 12. The same value is measured by the DC multimeter and found as 2.63 V, which is almost the same as measured by the oscilloscope. Besides, the AC output rms current is 5.44 mA as measured by a digital multimeter. Besides, the DC supply voltage and supply current are measured by the digital multimeter as 10.8 V and 135 mA. So, the input DC power to the system is $10.8 \times 135 = 1458 \text{ mW} = 1.458 \text{ W}$. So, we can say that it is a very low-power system.



261
262
263

Fig. 11. Measurement of signal frequency using the digital storage oscilloscope.



264
265
266
267
268
269
270
271
272

Fig. 12. Generated signal frequency on the digital storage oscilloscope screen.

Table 1 shows the breakdown of prices of various components used in this work. The total cost required for this work is BDTK3524 (Bangladeshi Taka three thousand five hundred and twenty-four only), which may be approximately equal to US\$32.07 (US Dollar thirty-two point zero seven). The proposed system is a very low-cost solution as noted from the cost analysis.

Table 1. Cost estimation of a microcontroller-based mosquito-repellent system.

Sl. No.	Items	Quantity	Unit Price (BDT)	Price (BDT)	Price (US\$) [*]
1	Arduino Mega 2560	1	1995	1995	18.1545
2	Red LED	10	1	10	0.091

3	Green LED	10	1	10	0.091
4	Yellow LED	10	1	10	0.091
5	35 mm Piezoelectric Disk	8	50	400	3.64
6	18650 Li-ion Rechargeable Battery	4	95	380	3.458
7	Battery Holder with Wires	1	100	100	0.91
8	DC Male Power Jack Connector	1	7	7	0.0637
9	Jumper Wires	25	6	150	1.365
10	1 m Electrical Wire - Black	1	20	20	0.182
11	1 m Electrical Wire - Red	1	20	20	0.182
12	Resistors 220 Ohm	20	1	20	0.182
13	On/Off Switch	1	12	12	0.1092
14	Bread Board	2	145	290	2.639
15	1A Li-ion Battery Charging Module Type-C	2	50	100	0.91

Total Prices in BDT and US\$, respectively 3524 32.0684

273
274
275
276
277

** Costs are given based on prices of the components in Bangladesh in Bangladeshi Taka (BDTK). But it may vary depending on the country of purchase and dollar rate. In general, 1 US\$ = 110 BDT.*

Table 2. Cost comparison of a microcontroller-based mosquito-repellent system.

Ref. No.	Name of the Paper	Approach	Total Cost
24	Design and construction of electronic pest repellent for use in homes and farmland	Pest Repellent using PIC16F887	\$138.80
25	Solar energy-driven autonomous smart ultrasonicmosquito repeller system	Solar Driven Ultra SonicRepellent System	\$50.06
26	Waterproof, low-cost, long-battery-lifesound trap for surveillance of male Aedesaegypti for rear-and-release mosquitocontrol program	Various Low-Powered Microcontrollers and Speaker	\$64.86

278
279
280
281
282
283
284
285

The total cost is compared with three other researchers' works and is shown in Table 2. It shows that the costs are optimized significantly to US\$32.07 only. The technical issues of the same methods are compared with this proposed system. These comparative features are shown in Table 3.

Table 3. Comparative features of various technical issues of a microcontroller-based mosquito-repellent system.

Ref. No.	Method	Key Highlights	Pros	Cons
----------	--------	----------------	------	------

24	Integrated ultrasonic and frequency system	Ultrasonic transducers and frequencies controlled by Arduino. Portable and compact design. Ultrasonic sensors and wireless modules. Remote monitoring and control capabilities	Eco-friendly and no chemicals. Portable for outdoor use. Can be deployed on a scale in farms/warehouses. No harmful chemicals	Ultrasonic effectiveness varies. Limited repellent range. Higher cost compared to other similar cheaper designs. Not tailored for household use. Effectiveness across insects varies
25	Solar-powered smart ultrasonic system	Uses solar energy to power ultrasonic transducers. The microcontroller controls transducers to emit ultrasonic frequencies (38-44 kHz). Costs \$50 for components.	Eco-friendly power source. Ultrasonic frequencies specifically target mosquitoes. Low power consumption (0.735W)	The high initial cost of solar panels. Limited mosquito-repellent range. Complex design requiring expertise
26	Acoustic lure device	A low-cost, low-power, waterproof acoustic lure that mimics female mosquito wingbeats to attract and trap male Aedes aegypti mosquitoes in inexpensive gravid traps.	Provides a low-cost method for surveillance of male Aedes aegypti populations. Reduces costs compared to commercial traps like the BG-Sentinel. Lower power usage extends battery life.	Waterproofing could reduce sound emissions and range. More variable catch rates compared to commercial traps in extended field trials. May be less effective for mosquito species that do not swarm using wingbeat frequencies. Limited field-testing data so effectiveness across regions is uncertain.
Proposed System	Arduino piezoelectric system	Piezoelectric discs emit ultrasonic waves. Arduino controls discs and status LEDs	Very low cost at \$32. Simple and customizable design. Portable and rechargeable battery	Limited repellent range

286
287
288
289
290
291
292
293
294
295

Our observation from this comparative study is that the Arduino piezoelectric system stands out as the most cost-effective design at only US\$32 (US Dollar thirty-two only) while using eco-friendly ultrasonic frequencies. Besides, it has a simple design focused solely on repellent functionality rather than complex multi-functional systems. This allows for keeping costs low. Its simplicity and customizability also make it easy to tailor and deploy for household use. However, the limitation of this system is its moderate repellent range, but the low cost makes it feasible to deploy multiple units for wider coverage. Solar-powered systems as proposed in [25] can provide renewable power but have very high initial costs. Their maintenance and durability are also unclear.

296 Besides setting up a solar power-repellent system is also very complex and compromises its
297 usability. Remote monitoring and control systems proposed in [26] are useful features but
298 add complexity and cost if not needed. Therefore, the Arduino piezoelectric system provides
299 the most promising approach for a low-cost, eco-friendly, simple, customizable, and effective
300 household mosquito-repellent system for resource-limited settings.

301

302 **7. CONCLUSION**

303

304 In conclusion, the development of a mosquito-repellent system using ultrasonic sound waves
305 and an Arduino Mega 2560 microcontroller offers a sustainable and effective alternative to
306 traditional methods of mosquito control. The system is portable, environmentally friendly,
307 and cost-effective, making it suitable for use in various settings. While there are some
308 limitations to the system, such as reduced effectiveness in range, overall, the project has
309 demonstrated the potential for using technology to address important issues related to public
310 health and the environment. For future endeavors, the mosquito-repellent system could be
311 further optimized to improve the range and signal strength of the ultrasonic sound waves to
312 enhance the system's performance. Besides, the system may be developed with a more
313 user-friendly interface for controlling and monitoring the system and optimized for different
314 kinds of mosquito species. We are exploring the potential for integrating other mosquito
315 control methods, such as trapping or sterilization, into the system and expanding its use to
316 other insect and pest control applications, such as in agriculture or household pests. The
317 effectiveness of the system may change based on the species of mosquitoes in the area, as
318 some mosquitoes may be less affected by ultrasonic sound waves. However, this can be
319 overcome by using additional methods in combination with the ultrasonic repellent system.

320

AUTHORS' CONTRIBUTIONS

321

322 Sumaiya Malik generated the concept and designed the study, Syed Golam Abid performed
323 the literature review and wrote the code, and Tasfiq Ahmed Rafi wrote the first draft of the
324 manuscript. Muhibul Haque Bhuyan and Syed Golam Abid performed the testing. However,
325 Muhibul Haque Bhuyan managed the data analyses of the study and compared the
326 proposed system with the existing system.

327

CONSENT

328

329 There is no consent required for this publication except for ours.

330

ETHICAL APPROVAL

332

333 There is no ethical approval requirement for this task.

334

REFERENCES

335

336

- 337 1. Caraballo H, King K. (2014). Emergency department management of mosquito-borne
338 illness: malaria, dengue, and West Nile virus. *Emergency Medicine Practice*, 16 (5), 1-23.
- 339 2. The US Centers for Disease Control and Prevention (CDC), (2024).
340 <https://www.cdc.gov/globalhealth/stories/2019/world-deadliest-animal.html>, accessed on 3
341 February 2024.
- 342 3. Yee DA, Dean BC, Reyes-Torres LJ, Fijman NS, Scavo NA, Nelsen J, Yee SH. (2022).
343 Robust network stability of mosquitoes and human pathogens of medical importance
344 (Review). *Parasites and Vectors*, Volume 15, Issue 1, Article number 216.

- 345 4. The World Health Organization (WHO), (2024). [https://www.who.int/news-room/fact-](https://www.who.int/news-room/fact-sheets/detail/vector-borne-diseases)
346 [sheets/detail/vector-borne-diseases](https://www.who.int/news-room/fact-sheets/detail/vector-borne-diseases), accessed on 3 February 2024.
- 347 5. Ahmad J, Mahamad S, Mohd Fadzil NS. (2018). Integrated Mosquitoes Repellent with
348 Ultrasound and Frequency. IEEE Conference on Open Systems (ICOS), Langkawi,
349 Malaysia, 42-46, doi: 10.1109/ICOS.2018.8632809.
- 350 6. Saini SS, Bansal D, Brar GS, Sidhu E. (2016). Solar energy driven Arduino based smart
351 mosquito repeller system. International Conference on Wireless Communications, Signal
352 Processing and Networking (WiSPNET), Chennai, India, 1239-1243, doi:
353 10.1109/WiSPNET.2016.7566334.
- 354 7. Russel MK, BhuyanMH. (2012). Microcontroller-Based DC Motor Speed Control Using
355 PWM Technique. Proceedings of the IEEE International Conference on Electrical, Computer
356 and Telecommunication Engineering (ICECTE), Rajshahi, Bangladesh, pp. 519-522.
- 357 8. Bhuyan MH, Sheikh M. (2021). Designing, implementing, and testing of a
358 microcontrollerandIoT-based pulse oximeter device. IOSR Journal of Electrical and
359 Electronics Engineering (IOSR-JEEE), 16(5):series-2, 38-48, e-ISSN: 2278-1676, p-ISSN:
360 2320-3331. <https://doi.org/10.9734/jerr/2023/v24i2799>.
- 361 9. BhuyanMH, Monty SD, SarkarMRZ. (2019). Design and Implementation of an NIR-
362 Technique Based Non-Invasive Glucometer using Microcontroller. Journal of Bangladesh
363 Electronics Society, ISSN: 1816-1510, 19(1-2), 75-84.
- 364 10. Bhuyan MH, Hasan MT, Iskander H. (2020). Low-cost microcontroller-based ECG
365 machine. International Journal of Biomedical and Biological Engineering (IJBBE),14(7), e-
366 ISSN: 1307-6892.192-199.
- 367 11. Bhuyan MH, Ali MA, Khan SA, Islam MR, Islam T, Akter J. (2023). Design and
368 implementation of solar power and an IoT-Based pisciculture management system. Journal
369 of Engineering Research and Reports, ISSN: 2582-2926. 24(2), 15-27.
- 370 12. Paul NK, Saha D, Biswas K, Akter S, Islam RT, Bhuyan MH. (2023). Smart Trash
371 Collection System – An IoT and Microcontroller-Based Scheme. Journal of Engineering
372 Research and Reports, 24(11), 1-13. <https://doi.org/10.9734/jerr/2023/v24i11849>.
- 373 13. ShahrierSN, HaiderMB, MuradMMK, Bhuyan MH. (2023). Enhancing Photovoltaic Power
374 Generation through a Microcontroller-Driven Single-Axis Solar Tracker. Journal of Energy
375 Research and Reviews. ISSN: 2581-8368, 15(3), 103-115. DOI:
376 10.9734/JENRR/2023/v15i3319.
- 377 14. S. Biswas, M. H. Bhuyan, and M. K. Hasan. IoT-based Automated Solar Panel Cleaning
378 and Monitoring Technique. Journal of Engineering Research and Reports, ISSN: 2582-2926,
379 vol. 25, issue 8, Article no. JERR.105650, 2 September 2023, pp. 56-69.
- 380 15. Titlee R, Bhuyan MH. (2016). Design, implementation, and testing of ultrasonic high-
381 precision contactless distance measurement system using microcontroller. Southeast
382 University Journal of Science and Engineering (SEUJSE),p-ISSN: 1999-1630. 10(2), 6-11.
- 383 16. SilakariP, SilakariP, BopcheL, GuptaA. (2018). Smart Ultrasonic Insects and Pets
384 Repeller for Farms and Inventories Purpose. International Conference on Advanced
385 Computation and Telecommunication (ICACAT), Bhopal, India, 1-3, doi:
386 10.1109/ICACAT.2018.8933607.
- 387 17. Lapshin DN, Vorontsov DD. (2018). Low-Frequency Sounds Repel Male Mosquitoes
388 *Aedes diantaeus* N.D.K. (Diptera, Culicidae). Entomological Review. 98, 266–271.
- 389 18. Tito SI. (2017). Utilization of Ultrasonic Waves (*Acheta domesticus*) as aBiocontrol of
390 Mosquito in Malang Agricultural Institute. 8thInternational Conference on Global Resource
391 Conservation (ICGRC). AIP Conference Proceedings. 1908, AIP Publishing. doi:
392 <https://doi.org/10.1063/1.5012730>.
- 393 19. SainiSS, BansalD, Brar GS, SidhuE. (2016). Solar energy driven Arduino based smart
394 mosquito repeller system. International Conference on Wireless Communications, Signal
395 Processing and Networking (WiSPNET), Chennai, India, 1239-1243, doi:
396 10.1109/WiSPNET.2016.7566334.

- 397 20. AhmadJ, Mahamad S, Mohd FadzilNS. (2018). Integrated Mosquitoes Repellent with
398 Ultrasound and Frequency. IEEE Conference on Open Systems (ICOS), Langkawi,
399 Malaysia, 42-46, doi: 10.1109/ICOS.2018.8632809.
- 400 21. SilakariP, SilakariP, BopcheL, GuptaA. (2018). Smart Ultrasonic Insects & Pets Repeller
401 for Farms and Inventories Purpose. International Conference on Advanced Computation and
402 Telecommunication (ICACAT), Bhopal, India, 1-3, doi: 10.1109/ICACAT.2018.8933607.
- 403 22. Lapshin DN, Vorontsov DD. (2018). Low-Frequency Sounds Repel Male Mosquitoes
404 *Aedes diantaeus* N.D.K. (Diptera, Culicidae). Entomological Review. 98, 266-271.
- 405 23. Tito SI. (2017). Utilization of Ultrasonic Waves (*Acheta domesticus*) as a Biocontrol of
406 Mosquito in Malang Agricultural Institute. Proceedings of the AIP Conferences. DOI:
407 <https://doi.org/10.1063/1.5012730>.
- 408 24. Abdulrahman HM, Amoo AL, Muhammad BU. (2019). Design and Construction of
409 Electronic Pest Repellent for Use in Homes and Farmland. IRE Journals, ISSN: 2456-8880.
410 3(1), 400-407.
- 411 25. Singh J, Brar GS, Noorinder, Saini SS, Sidhu E. (2016). Solar energy-driven autonomous
412 smart ultrasonic mosquito repeller system. IEEE International Conference on Control,
413 Computing, Communication and Materials (ICCCCM). 21-22 October 2016. Allahabad, India.
414 DOI: <https://doi.org/10.1109/ICCCCM.2016.7918230>.
- 415 26. Rohde BB, Staunton KM, Zeak NC, Beebe N, Snoad N, Bondarenco A, Liddington C,
416 Anderson JA, Xiang W, Mankin RW, Ritchie SA. (2019). Waterproof, low- cost,
417 long- battery- life sound trap for surveillance of male *Aedes aegypti* for rear- and- release
418 mosquito control programmes. Journal of Parasites and Vectors. 12:417. DOI:
419 <https://doi.org/10.1186/s13071-019-3647-9>.