

Impact-Effect of Phosphorus Fertilization on Growth, Yield and Economic Efficiency of Cotton (*Gossypium spp.*) in North Eastern east Climate of Afghanistan

Abstract

A field experiment was conducted at the agronomic research farm of Kunduz University during cropping season of 2023 to investigate the impact of phosphorus fertilization on the growth, yield and economic efficiency of cotton (*Gossypium spp.*) in Northeast Climate of Afghanistan. The experiment was laid out in Randomized complete block design with three replications. The treatments consists of involved absolute control without phosphorus fertilizer application, application of 30 kg P₂O₅/ha, 60 kg P₂O₅/ha and 90 kg P₂O₅/ha. Results showed that the highest plant height (98.44 cm), Leave area index (2.78), Sympodial Branches/plant (12.88), Bolls/plant (27.66), lint cotton yield (1750 kg/ha), seed cotton yield (3979 kg/ha), lint cotton yield (182742 AFN/ha), seed cotton yield (77964 AFN/ha), gross return (260707 AFN/ha), net return (209867 AFN/ha) and B:benefit Cost ratio (6) were recorded from 90 kg p₂o₅/hafollowed by phosphorus application of 60 P₂O₅p₂o₅/ha, 30 P₂O₅p₂o₅/ha and absolute Control treatments respectively. It can be possible to conclude that proper phosphorus fertilization is crucial for optimizing cotton production in this region. The study highlights the potential for improved cotton cultivation practices and increased economic returns for farmers in the Northeast Climate of Afghanistan through the implementation of optimal phosphorus application rates.

Keywords: Cotton, Economic efficiency, Growth, Phosphorus, Yield

Introduction

Cotton (*Gossypiumhirsutum*L) is major cash crop in both tropical and warm temperate regions of the world including Afghanistan. It is the best for foreign exchange and the most important commercial fiber crop in the world (Khaleeq et al., 2023d). Cotton (*Gossypium*spp.) is grown in about 76 countries covering more than 32 million ha, under different environmental conditions worldwide and world cotton commerce is about US\$20 billion annually (Sarangaet al., 2001). Cotton growth and maturity are altered by cultivars, seasonal management and environmental conditions (Gwathmey and Craig, 2003, Man et al., 2021). Phosphorus is an essential plant nutrient required for all physiological processes during plant development, reproduction, and environmental adaptation (Seleiman et al., 2020). Phosphorus is an integral component of several important compounds in the plant cells, including the sugar-phosphate intermediates of respiration and photosynthesis, and the phospholipids that make up plant membranes (Taiz and Zeiger, 2003). Rate of leaf expansion and photosynthesis per unit leaf area reduced due to phosphorus deficiency (Sadiq et al., 2023; Samim et al., 2023). Phosphorus is mobile in the plant. Young leaves and developing bolls can be nourished from the Phosphorus which is available in older tissues of the plant. In cotton crop the critical-Phosphorus concentration ranges from 0.20 to 0.31% (Khaleeq et al., 2023b). Soil Phosphorus deficiency is one of the most significant abiotic factors limiting crop productivity. Overall, it is reported that 40% of crop production in the world's arable land is limited by Phosphorus availability and sub-optimal levels of Phosphorus can result in 5 to 15% yield losses (Khaleeq et al., 2023c and Seerat et al., 2023). The objectives of this

eno ylno desu uoy :[1H]Comment
eht edulcni ot retteb os ..yteirav
teirav eht fo eman cifitneics cificeps
Gossypiumhirsutum, ...SA
Gossypiumbarbadense, Gossypiumarboresum,
and Gossypiumherbaceum

cifitneics cificeps :[2H]Comment
desu uoy yteirav eht fo eman

etamilc evomer rehtiE :[3H]Comment
fo etamilc tceroooc eht etacidni uoy ro
aera latnemirepxe eht

atad eht edulcni :[4H]Comment
sisylana atad fo dohtem dna detcelloc

tahw edulcni esaelP :[5H]Comment
ruoy ni enod ton dna enod neeb sah
fo esnopser ot noitaler ni yrtnuoc
ruoy ni rezilitref P ot nottooc
hrcraeser eht edulcni.....yrtnuoc
raf os pag

study were to assess the impact of different levels of phosphorus fertilization on the growth, yield parameters, economic efficiency and B: Cost benefit ratio of phosphorus fertilization in cotton production in the northeast climate of Afghanistan. ~~To determine the optimal phosphorus fertilization rate for maximizing cotton yield and economic returns in the specific climatic conditions of northeast of Afghanistan. To provide recommendations for sustainable phosphorus fertilization practices to enhance cotton production and economic efficiency in the northeast climate of Afghanistan.~~

Materials and Methods

A field trial was conducted at the research agronomy farm of Kunduz University located in northeast of Afghanistan during cropping season of 2023 to evaluate effect of phosphorus fertilizer on growth and yield of cotton crop, the experiment was in randomized complete block design (RCBD) with three replications, The experiment consist of 4 treatments, viz. Absolute control, 30 kg P_2O_5 /ha, 60 kg P_2O_5 /ha and 90 kg P_2O_5 /ha. Cotton variety (K-01) was obtained from Kunduz Spinzar Owned Corporation. ~~The, the~~ net plot size was 3x5 (15 m²), row spacing and plant to plant spacing were 75 cm and 25 cm, respectively. ~~The, the~~ field was ploughed twice with tractor-drawn disc plough and ~~H~~arrowing was done with rotivator to achieve desired tilth. Seeds were drilled at the depth of 4 cm. Uniform agronomic practices, irrigation, hoeing, and weeding were carried out while needed, all phosphorus fertilizer according treatments applied basal at the time of sowing while nitrogen fertilizer applied 100 kg N/ha at sowing time, 30 and 60 days after sowing respectively. The soil of experimental site was sandy loam, free from salinity, low in phosphorus and nitrogen and medium in potassium content. The organic matter content of the soil was low and textural class varying between sandy loams to loamy sand. The soils had lower Cation-exchange capacity due to coarse texture and low in organic carbon content. All Data recorded on different parameters were subjected to ~~was subjected to~~ analysis of variance (ANOVA) using Statistical software. Whenever treatment effect was significant, mean separation was performed using.... Indicate (LSD, Duncans....) at ~~and the significance of differences in treatment means was compared to critical differences at the~~ 5% level of probability.

Economic analysis

Results and Discussions

Phosphorus fertilizer was significantly affected (table 1) on plant height, Leave Area Index, Sympodial Branches/plant and Bolls/plant (Table 1). ~~The, the~~ highest plant height (98.44 cm), Leave Area Index (2.78), Sympodial Branches/plant (12.88) and Bolls/plant (27.66) were recorded from application of ~~in treatment~~ 90 P_2O_5 /ha followed by ~~treatment~~ application of 60 P_2O_5 /ha. The lowest ~~and the minimum~~ growth parameters were in absolute from the Control plot. Our result similar with finding of Saleem et al., (2010) and Khaleeq et al., (2023a) observed that Phosphorus applications increased plant height, number of Sympodial branches/plant and number of monopodial branches/plant compared to control.

tsae htron yna ereht sl :[6H]Comment
yb naem uoy od tahW ...etamil
ton noitcerid si tl ..etamilc tsaehtron
etamilc

....dias ydaerIA :[7H]Comment
ychnedneR

ton si noitacol yduts :[8H]Comment
pam eht edulcni....debocsced llew
tnemirepxe eht erehw etanidrooc SPG
fo metsys gnimrafdetcudnoc erew
fo egnellahc noitcudorPaera eht
aera eht

5O₂P so2p ton si ti :[9H]Comment

....yteirav siht yhw :[10H]Comment
nosaer eht yfitsuJ

4 si htped eht yhw :[11H]Comment
dnemocer ohw..... mc 5 .3 .2 ton mc
etacidni yltraelc htped siht

cificeps eht etacidni :[12H]Comment
gnitnalp fo emit

esoht etacidni yltraelc :[13H]Comment
roF ...ecitcarp cimongra mrofinu
retaw noitaigirri hcum woh ecnatsn
woh....ycheuqerf fo rebmun tahw htwi
cte ..porc eht deew uoy hcum

N gk 300 ylppa uoy od :[14H]Comment
.. semit 3 N gk 100 ylppa uoy od ro
dna level N eht etacidni yltraelc esaelp
osla level N siht dnemocer ohw

dna atad eht si erehw :[15H]Comment
dna ssecoprpr ,tcelloc uoy woh
dluohs tl.....selpmas lios eht ezyzana
detacidni yltraelc eb

lacitsitats eht etacidni :[16H]Comment
desu uoy ledom ehTerawtfos

wioh edulcni esaelP :[17H]Comment
fo tsoc dna tifeneb eht enimreted uoy
uoy tahw etacidnitnemtaert hcae
dna eulav sti htwi tsoc a sa redisnoc
redisnoc uoy tifeneb eht edulcni osla
eulav eht htwi

Formatted: Subscript

Formatted: Subscript

(Copur, 2006). Number of monopodial branches/plant decreased while number of sympodial branches/plant increased with increasing phosphorus levels. Khaleeq et al., (2023d) reported

Treatments	Plant Height (cm)	Leave Area Index	Leaves/plant	Sympodial Branches/plant	Bolls /plant
Absolute Control	83.22 ^c	1.70	46.03	9.77 ^c	17.89 ^c
30 P ₂ O ₅ P ₂ O ₅ /ha	86.15 ^{bc}	2.15	53.99	10.59 ^c	22.00 ^b
60 p ₂ o ₅ /ha	91.36 ^{ab}	2.49	57.92	11.81 ^b	21.55 ^{bc}
90 P ₂ O ₅ P ₂ O ₅ /ha	98.44 ^a	2.78	46.07	12.88 ^a	27.66 ^a
SEm±	15.786	0.093	63.914	0.228	4.007
CD (P=0.05)	7.938	0.608	NS	0.955	3.999

significant differences among the phosphorus levels for the number of bolls per plant while increase in number of bolls per plant with increasing phosphorus levels is also well documented. Boll weight is an important yield determining factor that varies among varieties (Nazir et al., 2022 and Hofs et al., 2006) and with P levels (Sawan et al., 2008) reported that positive correlation exists between seed cotton weight per boll and seed cotton yield per plant; the same was confirmed in present studies (Hemmat et al., 2023, Khaleeq et al., 2023e).

Table (1): Effect of phosphorus fertilizer on plant height, Leave Area Index, Leaves/plant, Sympodial Branches/plant and Bolls/plant

Phosphorus fertilizer doses significantly affected on lint cotton yield and seed cotton yield revealed on figure (1, 2), the highest lint cotton yield (1750 kg/ha), seed cotton yield (3979 kg/ha), lint cotton yield (182742 AFN/ha), seed cotton yield (77964 AFN/ha) were in application of 90 kg P₂O₅P₂O₅/ha, followed by phosphorus application of 60 P₂O₅P₂O₅/ha, 30 p₂o₅/ha and absolute Control treatments respectively. Economic analysis revealed on figure (3) phosphorus fertilizer was significantly affected on gross return, net return and B:benefit Cost ratio, the highest gross return (260707 AFN/ha), net return (209867 AFN/ha) and B: Cost ratio (6) were in 90 kg P₂O₅P₂O₅/ha followed by phosphorus application of 60 P₂O₅P₂O₅/ha, 30 p₂o₅/ha and absolute Control treatments respectively. Our result support the finding of (Khaleeq et al., 2023d) who reported the highest Lint Cotton yield (1,627.50 kg/ha), Seed Cotton yield (3,110.38 kg/ha), Lint Cotton Yield (174,370 AFN/ha), Seed Cotton yield (142,144 AFN/ha). Our finding similar with Khaleeq et al., (2023d) gross return (316,515 AFN/ha), net return (297,790 AFN/ha) and B:benefit Cost ratio (7.67) was in 90 kg P₂O₅ kg ha⁻¹ followed by phosphorus application of 60 kg P₂O₅ kg ha⁻¹, 30 kg P₂O₅ kg ha⁻¹ and control respectively. (Saleem et al., 2010; Farkhari et al 2023) also reported higher phosphorus dose (90 kg ha⁻¹) was best for achieving more seed cotton yield, lint cotton yield and early maturity than its lower application rates.

Formatted: Superscript

Formatted: Superscript

Formatted: Superscript

Formatted: Subscript

Formatted: Subscript

Formatted: Superscript

Formatted: Superscript

Formatted: Superscript

Formatted: Superscript

Formatted: Superscript

Formatted: Superscript

Formatted: Superscript

Formatted: Superscript

Formatted: Superscript

rettel eht si erehW :[19H]Comment
.tnemtaert eht fo noitatnesper
(DSL) DC eht etacidni uoy fi yllautcA
ton si noitatneserper rettel eulav
ydaerla uoy revewoH .yrotadnam
emos ot noitatneserper rettel etacidn
tnetsisnoc ebsretemarap eht fo

lla ta noissucsid kcaL :[18H]Comment

Formatted: Subscript

Formatted: Subscript

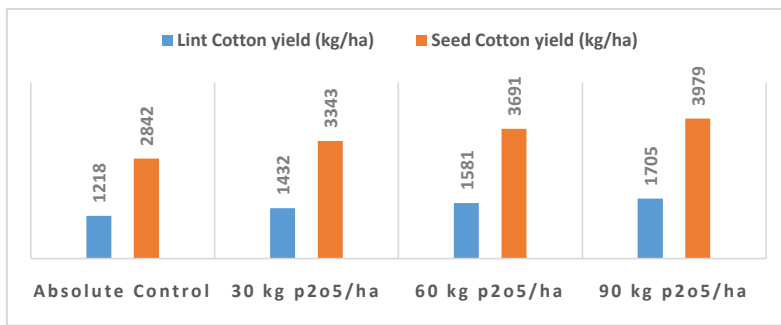


Figure (1): Effect of phosphorus on lint cotton yield (kg/ha) and seed cotton yield (kg/ha)

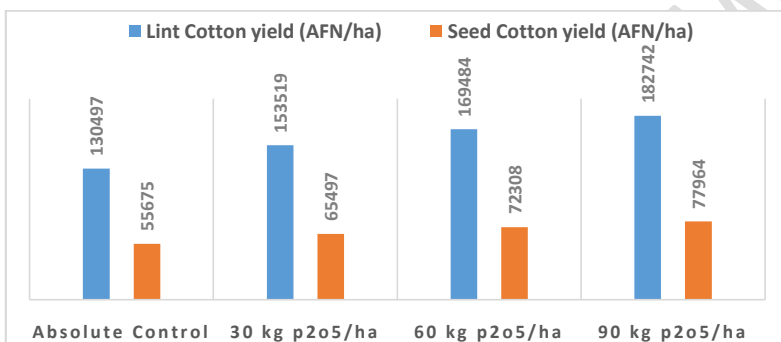


Figure (2): Effect of phosphorus on lint cotton yield (AFN/ha) and seed cotton yield (AFN/ha)

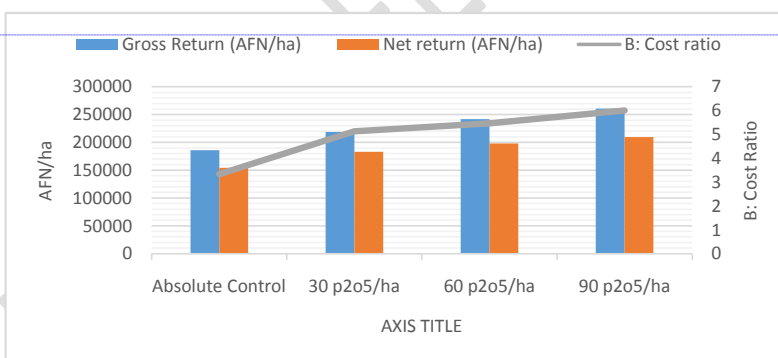


Figure (3): Effect of phosphorus fertilizer on gross return, net return and B: Cost of Ratio

Conclusion

The study demonstrates that phosphorus fertilization has significant impact on the growth, yield and economic efficiency of cotton in the Northeast climate of Afghanistan. The application of 90 kg P₂O₅/ha resulted in the highest level of growth, yield and economic efficiency. This finding suggests that proper phosphorus fertilization is crucial for optimizing cotton production in this region. Further research and practical implementation of this optimal phosphorus application rate could lead to improved cotton cultivation practices and increased economic returns for farmers in the Northeast climate of Afghanistan.

noitacilbup ton si tl :[20H]Comment
I tahw ekil ti ekam dna erutcip ytilauc
fl.....elpmas a sa detacidni ma
hparg eht rof ES edulcni elbissop

seed cotton yield

05 60 kg P2O5 90 kg P2O5
Treatment

eht htiw ralimiS :[21H]Comment
evoba tnmoc

sa hparg eht evorpml :[22H]Comment
evoba detacidni

References

1. Farkhari Z, Rahmat R, Farid AF & Khaleeq K. Environmental Impacts of Waste Management in the City of Taluqan. *Journal of Environmental and Agricultural Studies*. 2023; 4(3), 46-52. <https://doi.org/10.32996/jeas.2023.4.3.7>
2. Gwathmey, C.O. and C.C. Craig Jr. Managing earliness in cotton with mepiquat-type growth regulators. *Crop Management* doi: 10.1094/CM-2003-1222-01-RS [Accessed, 2003; 12.11.2010].
3. Hemmat N, Khaleeq K, Nasrat NA, Meena SL, Shivay Y S, Kumar D & Varghese, C. Productivity of wheat (*Triticumaestivum*) as influenced by zinc fertilization under semi-arid conditions of Kandahar, Afghanistan. *Indian Journal of Agronomy*. 2023; 68(2), 215-218. <https://doi.org/10.59797/ija.v68i2.363>
4. Khaleeq K, Nazir R, Hemmat N, Ehsan Q, Sirat WA & Samim M. Response of maize (*Zea mays* L.) to the soil application of phosphorus fertilizer. *Journal of Agriculture and Ecology*. 2023e; 17: 90-93; <https://doi.org/10.58628/JAE-2317-316>
5. Khaleeq K, Amini AM, Behzad MA, Hemmat N, Rathore SS, & Mansoor MA. Productivity of mungbean (*Vignaradiata*) as influenced by phosphorus fertilizer. *Journal of Agriculture and Ecology*. 2023b; 17, 71-74. <https://doi.org/10.58628/JAE-2317-312>
6. Khaleeq K, Bidar AK, Amini AM, Nazir R & Faizan F U. Effect of phosphorus fertilizer and seed rates on growth and yield of common bean (*Phaseolus vulgaris* L) in Kunduz, Afghanistan. *Journal of Environmental and Agricultural Studies*. 2023a; 4(3), 01-06. <https://doi.org/10.32996/jeas.2023.4.3.1>
7. Khaleeq K, Faryad AH & Qarluq AG. Response of Cotton Varieties to Phosphorus Fertilizer on Growth, Yield and Economic Efficiency in northeast of Afghanistan. *Journal for Research in Applied Sciences and Biotechnology*. 2023c; 2(6), 32-36. <https://doi.org/10.55544/jrasb.2.6.6>
8. Khaleeq K, Rathore SS, Nazir R, Ehsan Q, Shekhawat K, Padhan SR, Babu S, and Singh RK. Optimization of Phosphorus levels for enhancing groundnut Productivity under different land Configuration in Simi-arid ecologies of Afghanistan. *Indian Journal of Agronomy*. 2023d; 68(4), 1-4 (December 2023).
9. Man N, Faizi MS, Nawi NM, & Ahmadzai KM. The Influence Factors of Local Leaders' Roles toward the Community Development Decision-Making in Bamyan, Afghanistan. 2021.
10. Nazir R, Sayedi SA, Zaryal K, Khaleeq K, Godara S, Bamboriya SD & Bana RS. Effects of phosphorus application on bunch and spreading genotypes of groundnut. *Journal of Agriculture and Ecology*. 2022; 14, 26-31. <http://doi.org/10.53911/JAE.2022.14204>
11. Sadiq GA, Azizi F, Khaleeq K, Farkhari Z and Amini AM. Effect of Different Seeding Rates on Growth and Yield of Common Bean. *Journal of Environmental and Agricultural Studies*. 2023; 4, no. 3 41-45. <https://doi.org/10.32996/jeas.2023.4.3.6>
12. Saleem, M.F., A. Shakeel, M.F. Bilal, M.Q. Shahid and S.A. Anjum. Effect of different phosphorus levels on earliness and yield of cotton cultivars, *Soil & Environ.* 2010; 29(2): 128-13

13. Samim M, Haqmal M, Afghan A, Khaleeq K & Ahmadi A. Response of Soybean to Nitrogen Levels and Weed Management on Growth, Yield and Economic Efficiency. *Journal for Research in Applied Sciences and Biotechnology*. 2023; 2(5), 139-145. <https://doi.org/10.55544/jrasb.2.5.23>
14. Saranga, Y., M. Menz, C.X. Jiang, J.W. Robert, D. Yakir and H.P. Andrew. Genomic dissection of genotype X environment interactions conferring adaptation of cotton to arid conditions. *Genome Research*, 2001;11: 1988–1995.
15. Seerat WA, Nazir R, Nimgrri H, Yahyazai M and Khaleeq K. Nitrogen and phosphorus effects on growth, and yield of black-eyed bean (*Vigna unguiculata* L.). *Journal of Agriculture and Ecology*, 2023; 17: 99-102; <https://doi.org/10.58628/JAE-2317-318>
16. Seleiman MF, Almutairi KF, Alotaibi M, Shami A, Alhammad BA, Battaglia MLJP. Nano-fertilization as an emerging fertilization technique: why can modern agriculture benefit from its use?, 2020, *Plants* 10(1):2
17. Taiz, L. and E. Zeiger. 2003. *Plant Physiology*. Panima Publishing Corporation, New Delhi, India. 73p.

UNDER PEER REVIEW