

## Original Research Article

### **Impact of foliar application of Urea and Nano urea levels on quality, physiological and leaf nutrient content attributes of Acid lime (*Citrus aurantifolia* Swingle) cv. Kagzi in Vertisols of Jhalawar district in Rajasthan.**

#### **ABSTRACT**

This study attempted the efficacy of various Urea and Nano urea treatments on Kagzi lime fruit characteristics, such as weight, length, breadth juice recovery, total soluble solids (TSS), acidity, TSS/Acidity ratio ascorbic acid content and pH value of juices. There were some significant differences in the reaction of Kagzi lime to these treatments. The Urea treatment at 2% (T4) always gave the top values for the fruit weight, length, breadth; juice recovery, TSS content, TSS/Acidity ratio; ascorbic acid content and juice pH. While the Nano urea treatments showed positive effects, Urea treatment at 2% had the overall better performance. This implies that Urea at this level was superior in improving the fruit quality factors, which may be used to optimize Kagzi lime cultivation methods. In particular, the variables such as fruit characteristics, juice properties and nutritional content, chlorophyll content; relative water contents in leaves of leaf nutrient contents were positively influenced by 2.0% treatment Urea application These protocols led to significant improvements in fruit weight, length and width being greater as well juice contented and TSS which increased considerably the levels of Ascorbic acid were improved ,chlorophyll content enhanced while there was reduced affects despite that resulted from this prophylactic treatment. Moreover, it resulted in maximum level of leaf nitrogen and phosphorous. These results show that Urea makes significant influences on the quality of acid lime cv. The highest favourable results were noticed in 2.0% Urea treatment administered by Kagzi lime.

**Keywords:** - Citrus, Acid Lime, Kagzi, Quality, Urea, Nano urea, Leaf N, P, K

#### **1. INTRODUCTION**

Acid lime, scientifically referred to as *Citrus aurantifolia* Swingle, is an evergreen fruit tree belonging to the Rutaceae family. It is characterized by its small size and bears fruits known as acid limes. This fruit is well known for its distinctive tangy flavour and is highly valued for its versatile applications in both culinary and medicinal uses. The acid lime tree is native to Southeast Asia, particularly India, and is commonly cultivated in tropical and subtropical regions around the world. Globally, India holds first rank in production of acid lime (*Citrus aurantifolia* Swingle) with production 35.86 lakh metric tons and an area 3.06 lakh hectares as per third advance estimate of Ministry of Agriculture and farmers Welfare data of the year 2021-22 (Anon., 2021-22). Acid lime is gaining popularity among citrus growers due to its versatility in adapting to diverse agro-climatic and soil conditions, cost effective cultivation, year round fruit bearing capability, improved fruit storage properties, and steady demand in the domestic market (Ladaniya *et al.* 2020). The increasing interest in foliar fertilizers is driven by the numerous advantages of foliar application methods. These include the rapid and efficient response to plant needs, reduced product quantities required and the independence from soil conditions. The application of supplementary foliar fertilization during crop growth has been acknowledged for its ability to enhance the mineral status of plants and ultimately boost crop yield (Kolota and Osinska 2001). Most plants absorb foliar applied urea rapidly and hydrolyse the urea in the cytosol (Witte *et al.* 2002). Urea and Nano urea can be applied to plants through the foliage, enabling efficient nitrogen management, that reduces nitrogen losses to the environment. (Yildirim *et al.* 2007). Acid lime crop is economically important

for farmers as it provides year round harvest, ensuring a steady return. With the growing concern for sustainable agriculture and environmental protection, there was a need felt to explore alternate nutrient management practice. Traditional urea application may lead to nutrient losses through leaching and volatilization. Evaluating the efficacy of Nano urea in comparison can provide insight into its potential to enhance nutrient use efficiency, thereby conserving nutrient resources. By comparing the effect of Urea and Nano urea on acid lime, which foliar treatment results in better productivity and improved fruit quality.

## 2. MATERIALS AND METHODS:

The investigation titled “Comparative assessment of Urea and Nano urea foliar applications on quality, physiological and leaf nutrient content attributes of Acid lime (*Citrus aurantifolia* Swingle) cv. Kagzi, was carried out from June to December 2022 at the well-established Kagzi lime orchard of College of Horticulture and Forestry, Jhalawar, a constituent College of Agriculture University, Kota. The study involved 14-year-old acid lime plants, totalling fifty-four in number, spaced at regular intervals of 6 m x 6 m. The experiment included nine treatments, incorporating different concentrations of Urea (0.5%, 1.0%, 1.5%, and 2.0%) and Nano Urea (500 ppm, 1000 ppm, 1500 ppm, and 2000 ppm). Two rounds of foliar spraying were administered for each treatment, commencing on 7th July 2022, followed by the second spray 30 days later. The soil composition predominantly had a clay loam texture with traces of heavy clay. The primary objective of this study was to assess the influence of Urea and Nano Urea foliar applications on the quality attributes of Kagzi Acid Lime, yielding significant insights for the improvement of agricultural practices:

1. “Quality parameters were recorded at horticultural maturity of fruits during second fortnight of December 2022”.
2. “Leaf nutrient analysis and physiological parameters were initially measured and then again at the completion of the experiment as per standard analytical procedures”.

Keeping all these facts in mind, the present investigations were conducted to provide valuable information to farmers and the agriculture industry to optimize their nutrient management practices.

### 2.1 TREATMENT DETAILS

The area of the experimental block was 2160 m<sup>2</sup> accommodating 54 acid lime cv. Kagzi plants. Treatment comprises two factors, first four levels of Urea and second, four levels of Nano Urea and control. Thus a total of nine treatments having a unit replication of two plants with a total of 54 plants were tested applying these treatments. The details of treatments evaluated under study are given in table 1.

Table 1. Details of various treatments including Urea and Nano Urea

---

T <sub>0</sub> :(water spray),
T <sub>1</sub> :(Urea @ 0.5%),
T <sub>2</sub> :(Urea @ 1.0%),
T <sub>3</sub> :(Urea @ 1.5 %),
T <sub>4</sub> :(Urea @ 2 %),
T <sub>5</sub> :(Nano urea @ 500 ppm),
T <sub>6</sub> :(Nano urea @ 1000 ppm),
T <sub>7</sub> :(Nano urea @ 1500ppm)
T <sub>8</sub> :(Nano urea 2000ppm) as applied foliar treatments.

---

Leaf chlorophyll content was quantified following the method suggested by Sadasivam and Manickam (1997). Leaf N content was determined using alkaline potassium permanganate

method (Thakur *et al.* 2012). The leaf P and K content in leaf samples was assessed using the methodology outlined by Thakur *et al.* (2012).

The data collected during the experiment was subjected to statistical analysis using Analysis of variance (ANOVA) technique. The significance of the treatment was tested through F-test at a 5% level of significance. To evaluate the significance of the differences, the critical difference (CD) was calculated among the different treatments.

### 3.RESULTS AND DISCUSSION:

Below are the comprehensive results of the experiment, supported by relevant tables:

**3.1 Fruit Weight:** Significant variations were observed in the fruit weight of Kagzi lime in response to various Urea and Nano urea treatments. Table 2 presents the results, revealing that the maximum fruit weight (67.90 g) was recorded in cv. Kagzi lime with the T<sub>4</sub> treatment (Urea @ 2%), while the minimum fruit weight (40.89 g) was recorded in the T<sub>0</sub> treatment. Although there was an increase in fruit weight of acid lime with Nano urea, the T<sub>8</sub> treatment with Nano urea application @ 2000 ppm showed a value of 52.68 g. Despite this, the overall highest fruit weight was recorded with the T<sub>4</sub> treatment. The increase in fruit weight observed with the T<sub>4</sub> treatment (Urea @ 2%) can be attributed to the enhanced nitrogen availability provided by urea, which is a vital nutrient required for protein, enzyme, and chlorophyll synthesis involved in various biochemical processes within the plant. The foliar application of urea through the T<sub>4</sub> treatment likely stimulated the photosynthetic rate, leading to higher carbohydrate production and ultimately resulting in increased fruit weight.

**3.2 Fruit length (mm):** Various urea and Nano urea treatments led to significant variations in the fruit length of acid lime. The findings presented in table 2 demonstrate that the highest fruit length (52.72 mm) in acid lime cv. Kagzi was observed in the T<sub>4</sub> treatment (Urea @ 2%), while the lowest fruit length (41.76 mm) was recorded in the T<sub>0</sub> treatment. Similarly, the application of different levels of Nano urea also increased the fruit length in acid lime cv. Kagzi, with the maximum fruit length (45.70 mm) recorded in the T<sub>8</sub> treatment using Nano urea @ 2000 ppm. The overall results indicate that the fruit length was highest in the T<sub>4</sub> treatment (Urea @ 2%) compared to the Nano urea treatments. The role of nitrogen in enhancing cell wall strength and flexibility might have influenced fruit shape and breadth. Additionally, nitrogen closely associates with the absorption and assimilation of other essential nutrients like potassium (K) and calcium (Ca), crucial for cell expansion and fruit development. The increase in fruit length can be attributed to enhanced water uptake and turgor pressure within the fruit, facilitating the expansion and elongation of fruit tissues. The results of this study are in agreement with previous findings reported by various researchers in different fruit crops. Debaje *et al.* (2011) observed similar trends in acid lime, while Jat and Laxmidas (2014) reported comparable results in guava.

**3.3 Fruit breadth (mm):** The findings presented in table 2 indicate that the highest fruit breadth in acid lime cv. Kagzi (47.36 mm) was observed in the T<sub>4</sub> treatment (Urea @ 2%), while the minimum length (40.87 mm) was recorded in the T<sub>0</sub> (Control) treatment. The application of different levels of Nano urea resulted in an increase in fruit length, with the maximum value (46.35 mm) measured in the T<sub>8</sub> treatment (Nano urea@ 2000ppm). However, the overall maximum enhancement in fruit length (47.36 mm) was recorded in the T<sub>4</sub> treatment (Urea @ 2%) when compared to the Nano urea treatments. Nitrogen's role in cell wall strengthening and increasing its flexibility may have contributed to the shaping and broadening of that fruit. Additionally, nitrogen is intimately associated with the uptake and accumulation of vital nutrients like potassium (K) and calcium Ca; which are required for cell elongation as well as fruit development. Elongation in fruit tissues of acid lime and the

consequent increase in length can be due to enhanced water uptake that causes elevated pressure within fruits, which then leads to expansion and elongation. Likewise, Prasad *et al.* (2015) and Al-Obeed *et al.* (2017) found analogous outcomes in Kinnow mandarin.

**3.4 Juice (%):** The results presented in table 2 demonstrate that the maximum juice recovery in Kagzi lime (51.19%) was achieved in response to the T<sub>4</sub> treatment (Urea @ 2%), while the minimum (38.34%) was observed in the T<sub>0</sub> (Control) treatment. Additionally, the application of Nano urea treatments resulted in an increase in juice recovery percentage, and the highest juice recovery (49.21%) was obtained through the T<sub>8</sub> treatment (Nano urea @ 2000 ppm). Overall, upon comparative evaluation of Urea and Nano urea treatments, it was found that the highest juice recovery (51.19%) was estimated in the T<sub>4</sub> treatment, which included Urea @ 2.0%. These findings are further supported by Rathore and Chandra (2003), Prasad *et al.* (2015), and Sawale *et al.* (2021) in Sai Sharbati. Moreover, El-Tanany *et al.* (2009), Debaje *et al.* (2011), Prasad *et al.* (2015), Al-Obeed *et al.* (2017), and Yadav *et al.* (2020) also reported consistent results in their studies on acid lime and Kinnow mandarin. The higher juice recovery obtained in the T<sub>4</sub> treatment can be attributed to several factors. Firstly, the application of T<sub>4</sub> might have stimulated increased carbohydrate production, leading to an enhancement in cell number and size in various fruit tissues, including the juice sac in acid lime. Additionally, urea, present in the T<sub>4</sub> treatment, plays a role as a source of nitrogen. It increases the osmotic pressure within the fruit cells, causing water to move from the surrounding tissue into the fruit cells, thereby increasing the juice percentage. The present findings are consistent with the results reported by Lakshmipathi *et al.* (2015), Prasad *et al.* (2015), Rokaya *et al.* (2019) in Kinnow mandarin, Yadav *et al.* (2020) in acid lime, and Senjam and Singh (2021) in Assam lemon. The convergence of these results reinforces the understanding of the impact of the T<sub>4</sub> treatment on juice recovery and supports the effectiveness of urea as a nutrient in enhancing juice yield in acid lime

**3.5 TSS (<sup>0</sup>brix):** The data presented in table 2 illustrates the variations in the total soluble solids (TSS) content of acid lime cv. Kagzi under different Urea and Nano urea treatments. The highest TSS value (10.46<sup>0</sup>brix) was recorded in the T<sub>4</sub> treatment, where Urea was applied at a rate of 2%. The application of Nano urea at different doses resulted in inconsistent variations in TSS levels, with the highest values (10.28<sup>0</sup>brix) observed in both the T<sub>5</sub> treatment (Nano urea @ 500 ppm) and the T<sub>7</sub> treatment (Nano urea @ 1500 ppm), which were higher than the control group (9.30<sup>0</sup>brix). However, upon overall evaluation, the maximum TSS content (10.46<sup>0</sup>brix) was measured in the T<sub>4</sub> treatment with Urea at 2.0%. The increase in TSS observed under various treatments can be attributed to the influence of Urea and Nano urea on metabolic pathways, resulting in the accumulation of sugar in the fruit juice and an increase in enzymatic activity, contributing to higher TSS levels.

**3.6 Acidity (%):** Upon examining the data presented in table 2, it becomes evident that the acidity of the lime juice samples displayed significant variations in response to the different foliar treatments. The lowest acidity of 6.47% was recorded in the T<sub>4</sub> treatment (Urea @ 2%), and this value was notably lower compared to the other treatments. In contrast, the highest acidity content of 7.25% was observed in the T<sub>0</sub> treatment, which served as the control. Moreover, the various doses of Nano urea treatments revealed a reduction in acidity content across all the Nano urea treatments. The minimum acidity content (6.53%) was estimated in the T<sub>8</sub> treatment, where Nano urea was applied at a rate of 2000 ppm during the horticultural maturity of acid lime fruits. Acidity in acid lime fruits is influenced by various physiological factors, including organic acid synthesis, respiration rates, sugar content, and nitrogen availability, which can potentially affect acidity levels. This is supported by the research conducted by Chouhan *et al.* (2018) and Yadav *et al.* (2020) in acid lime, Abdallah (2020) in Minneola Tangelo, and Senjam and Singh (2021) in Assam lemon, which corroborate the present findings and further emphasize the factors influencing TSS and acidity in acid lime

fruits. The high TSS: acid ratio recorded in the T<sub>4</sub> treatment can be attributed to enhanced sugar accumulation in the acid lime fruits.

**3.7 TSS/Acidity ratio:** The TSS/Acidity ratio is a crucial parameter used to assess fruit quality in acid lime and other citrus fruits, indicating the balance between sweetness and acidity, which are essential aspects of fruit taste. The T<sub>4</sub> treatment, with Urea applied at 2%, resulted in the highest TSS/Acidity ratio (1.65), indicating a better balance between sweetness and acidity in the fruit and favourable fruit quality. In contrast, the T<sub>0</sub> treatment (Control) exhibited the lowest TSS/Acidity ratio (1.27), suggesting an imbalanced combination of sweetness and acidity in the fruit. Nano urea treatments showed varying trends in the TSS/Acidity ratio at different doses, implying inconsistent effects on fruit quality. Among the Nano urea treatments, the T<sub>8</sub> treatment with Nano urea applied at 2000 ppm recorded the highest TSS/Acidity ratio (1.56), indicating a relatively better balance of sweetness and acidity compared to other Nano urea treatments. Overall, the comparative evaluation of urea and Nano urea treatments revealed that the best TSS/Acidity ratio (1.65) was obtained in the T<sub>4</sub> treatment, where Urea was applied at 2.0%. This suggests that the Urea treatment at this concentration was more effective in achieving the desired fruit quality with the right balance of sweetness and acidity. The convergence of these results reinforces the understanding of the impact of the T<sub>4</sub> treatment on juice recovery and supports the effectiveness of urea as a nutrient in enhancing juice yield in acid lime. These findings align with the results reported by Prasad *et al.* (2015), Chouhan *et al.* (2018) in acid lime, Yadav *et al.* (2020) in acid lime, and Senjam and Singh (2021) in Assam lemon. With an increased supply of nitrogen, the acid lime plant might produce and accumulate more sugars, leading to higher TSS levels in the fruit juice. These findings are in line with the results reported by Saleem *et al.* (2008) in sweet orange. The research also indicates that the availability of nitrogen contributes to a rise in N<sub>2</sub> content within the acid lime cv. Kagzi fruits. This increase can be attributed to higher availability of ammonia, which enhances the presence of glutathione. Glutathione indirectly leads to an increase in the levels of ascorbic acid and has the ability to regenerate ascorbic acid from its oxidized form (dehydroascorbic acid), thereby maintaining an active pool of ascorbic acid within the fruit tissue. These results are further supported by previous research by Carpenter *et al.* (2018), Chouhan *et al.* (2018) conducted on acid lime under Malwa plateau region, as well as the findings of Rokaya *et al.* (2019). The consistency of these supporting studies strengthens the validity and relevance of the present investigations.

**3.8 Ascorbic acid (mg/100 ml of juice):** The level of ascorbic acid in acid lime fruits displayed significant variation when exposed to different treatments involving Urea and Nano urea. Among these treatments, the highest concentration of ascorbic acid, measuring 61.89 mg/100ml, was observed in T<sub>4</sub> treatment, which involved the application of Urea at a concentration of 2%. On the other hand, the control group (T<sub>0</sub> treatment) exhibited the lowest ascorbic acid content, measuring 44.56 mg/100ml. The ascorbic acid content increased with varying doses of Nano urea, and the maximum ascorbic acid content (57.75 mg/100ml) was achieved in T<sub>8</sub> treatment (Nano urea @ 2000ppm). However, the overall comparative assessment revealed that the highest ascorbic acid content (61.89 mg/100ml) was recorded in T<sub>4</sub> treatment, where Urea was applied at a concentration of 2.0%.

**3.9 Juice pH:** The current research on foliar applications of Urea and Nano urea treatments in acid lime cv. Kagzi fruits revealed variations in juice pH. The highest juice pH value (2.40) was observed in T<sub>4</sub> treatment, which showed similar performance to T<sub>3</sub> and T<sub>2</sub> treatments with pH values of 2.38 and 2.35, respectively. On the other hand, the lowest juice pH (2.22) was recorded in the control group, T<sub>0</sub>. Moreover, the application of Nano urea treatments at different levels resulted in lower juice pH values (ranging from 2.22 to 2.28) compared to various Urea levels. The higher juice pH could be attributed to the fact that urea application

might influence the uptake and utilization of other essential nutrients such as potassium ( $K^+$ ) and calcium ( $Ca^{2+}$ ) which play a role in maintaining the pH balance in plant cells. The results of present findings are in accordance with those reported by Lasa *et al.* (2012).

## **Physiological Attributes**

### **3.9 Chlorophyll content ( $mg\ g^{-1}$ )**

The application of foliar treatments comprising Urea and Nano urea on acid lime cv. Kagzi led to a noticeable increase in total chlorophyll content across various treatments. The changes in chlorophyll accumulation of Kagzi lime leaves in response to foliar application of Urea and Nano Urea treatments are depicted in Fig.1. The  $T_4$  treatment, which involved Urea at a 2% concentration, exhibited the highest chlorophyll a, chlorophyll b, and total chlorophyll content, with values of  $1.217\ mg\ g^{-1}$ ,  $0.717\ mg\ g^{-1}$ , and  $1.933\ mg\ g^{-1}$ , respectively. Conversely, the lowest accumulation of chlorophyll a ( $1.140\ mg\ g^{-1}$ ), chlorophyll b ( $0.463\ mg\ g^{-1}$ ), and total chlorophyll ( $1.603\ mg\ g^{-1}$ ) was observed in the  $T_0$  (control) treatment, which did not receive any foliar treatment. The significant increase in chlorophyll a, chlorophyll b, and total chlorophyll content in the  $T_4$  treatment can be attributed to the positive response of acid lime plants to the foliar application of Urea at a concentration of 2.0%. This response likely led to enhanced chlorophyll synthesis and improved photosynthetic efficiency in the plants. Additionally, the increased activities of Rubisco (Ribulose-1,5-biphosphate carboxylase/oxygenase), a key enzyme involved in carbon fixation during photosynthesis, may have contributed to the heightened chlorophyll content. These findings align with the work of Dhaliwal and Rohela (2016) in rough lemon and Abdallah (2020) in their studies, further validating the positive impacts of foliar Urea treatments on chlorophyll content in citrus plants. The present results highlight the potential of Urea foliar application as an effective method to enhance photosynthetic activity and overall health in acid lime cv. Kagzi.

### **3.10 Relative water content (%)**

The graphical representation of data in fig.2 illustrates the changes in RWC (Relative water content) of acid lime cv. Kagzi leaves. The overall maximum relative water content (75.86%) in Kagzi lime leaves was estimated in  $T_4$  treatment (Urea @ 2.0%) during December 2022 and minimum relative water content (68.05%) was measured in  $T_0$  (Control) treatment. The relatively better Relative Water Content (RWC) measured in the  $T_4$  treatment could be attributed to multiple factors. Firstly, there might be an increase in osmotic adjustment, leading to a higher osmotic potential in the leaf cells. This allows the cells to retain more water and maintain higher RWC (%). Secondly, Urea might influence stomatal behaviour, leading to better stomatal regulation and improved water retention in the leaves. Additionally, nitrogen stimulates cell expansion, allowing the leaf cells to accommodate more water and maintain higher RWC (%). These results are consistent with the findings reported by Mohammadi and Khejri (2018) in date palm, providing further support for the positive impact of Urea treatment on the relative water content in acid lime plants

## **Leaf nutrient analysis**

### **3.11 Effect of N (%) of acid lime cv. Kagzi leaves:**

The experiment conducted on acid lime cv. Kagzi trees involved the application of different treatments, including Urea and Nano urea, through foliar application. The researchers measured the effect of these treatments on the final leaf nitrogen status of the acid lime trees after harvesting the fruits in December 2022.

The results, as depicted in Figure 3, showed that the treatment T<sub>4</sub>, which involved the application of Urea at a concentration of 2%, resulted in the highest leaf nitrogen content, with a value of 2.05%. Following closely behind was the T<sub>3</sub> treatment, which used Urea at a concentration of 1.5%, and it exhibited a leaf nitrogen status of 2.01%. The third most effective treatment was T<sub>8</sub>, which utilized Nano urea at a concentration of 2000 ppm, and it yielded a leaf nitrogen content of 2.01%. The increase in leaf nitrogen content of acid lime cv. Kagzi can be attributed to several factors. Firstly, the rapid uptake of nitrogen from the applied foliar Urea and Nano urea treatments contributed to higher nitrogen levels in the leaves. Secondly, the improved mobility of nutrients in the plants facilitated the efficient movement of nitrogen within the leaf tissues. Thirdly, enhanced urea hydrolysis and nitrogen release further enriched the nitrogen content in the leaves. Lastly, better nitrogen assimilation processes in the plants led to the synthesis of nitrogen-rich organic compounds. These findings are in line with previous studies by Bondada *et al.* (2001), El-Otmani *et al.* (2004) in clementine mandarin, Abdallah (2020), and Deparpanah (2017) in pomegranate, which support the positive impact of foliar Urea and Nano urea treatments on leaf nitrogen content in citrus plants.

From these findings, it can be inferred that the application of Urea, particularly at a higher concentration of 2%, had a more significant impact on increasing the leaf nitrogen status of the acid lime cv. Kagzi trees compared to the application of Nano urea at the given concentration. This suggests that Urea, when applied via foliar application, might be a more efficient nitrogen source for enhancing the nitrogen content in the leaves of the acid lime trees.

### **3.12 Effect on P (%) of acid lime cv. Kagzi leaves:**

The paragraph discusses the effects of foliar application of Urea and Nano urea treatments on acid lime cv. Kagzi trees, specifically focusing on their impact on leaf phosphorous (P) content. According to the results presented in Figure 4, it was observed that both Urea and Nano urea treatments led to an increase in leaf phosphorous content in the acid lime cv. Kagzi trees. The highest leaf phosphorous content (0.153%) was recorded in the T<sub>4</sub> treatment group, which involved the application of Urea at a concentration of 2.0%. Interestingly, the T<sub>8</sub> treatment group, using Nano urea at a concentration of 2000 ppm, showed an equivalent leaf phosphorous content of 0.153% to that of the T<sub>4</sub> treatment. The data displayed in Figure 5 provides evidence that both Urea and Nano urea treatments are effective in augmenting the leaf phosphorous content in the acid lime cv. Kagzi trees. It suggests that the foliar application of these treatments can be beneficial in enhancing the phosphorous uptake and assimilation in the leaves, which can potentially contribute to improved plant growth, health, and fruit production. The increase in leaf phosphorus (P) content of acid lime cv. Kagzi can be attributed to indirect biochemical and physiological processes in the plants. The application of foliar Urea and Nano urea likely stimulated root growth and activity due to increased nitrogen availability. Healthy and active roots play a crucial role in nutrient uptake, including phosphorus. Additionally, the metabolism of urea in plants and the subsequent production of ammonia (NH<sub>3</sub>) may raise the pH in the vicinity of the urea-treated leaves, creating a slightly alkaline environment. This alkaline environment stimulates the activity of certain phosphatase enzymes responsible for breaking down organic phosphorus in the soil, making inorganic phosphorus more available for uptake by the roots and subsequent transportation to the leaves. These results are consistent with the findings reported by Abdallah (2020).

### **Effect on K (%) of acid lime cv. Kagzi leaves:**

The results presented in Figure 5 indicate that the application of foliar spray treatments containing both Urea and Nano urea on Kagzi lime trees led to a consistent decrease in leaf potassium content across all the treatments. This reduction in leaf potassium content was observed when comparing the values after the application of the treatments to the initial values before the treatments were administered. The significant reduction in leaf potassium content in both the Urea and Nano urea treatments implies that these foliar spray treatments had an impact on the uptake, translocation, or utilization of potassium within the Kagzi lime trees. The decrease in leaf potassium levels suggests that either the applied nutrients (Urea and Nano urea) directly influenced the potassium levels or induced physiological responses in the trees that affected potassium uptake and distribution. The finding of a consistent decrease in leaf potassium content across all treatments suggests that both Urea and Nano urea treatments might have similar effects on the potassium status of the Kagzi lime trees. The reduction in leaf potassium (K) status of acid lime cv. Kagzi may be a result of nutrient allocation changes after fruit harvest. The trees may reallocate nutrients that were previously allocated to fruit development and growth towards other parts of the trees, including leaves. This redirection of nutrients leads to a decrease in overall nutrient content in the leaves, including potassium. Additionally, the increased nitrogen levels from the foliar Urea and Nano urea treatments may interfere with the uptake of potassium, contributing to the relative reduction in leaf potassium content. These findings are supported by the research conducted by Kumar *et al.* (1994) and Nava *et al.* (2010).

#### **4. CONCLUSION AND RECOMMENDATION:**

In a study comparing the effects of foliar application of Urea and Nano urea on acid lime cv. Kagzi trees in Vertisols of Jhalawar district, the T4 treatment using Urea at a 2.0% concentration was found to be the superior choice for enhancing various aspects of the acid lime trees. This treatment led to notable improvements in quality attributes, particularly an increase in the fruit's ascorbic acid content, which enhances its nutritional value. Additionally, the T4 treatment positively impacted the physiological aspects of the trees, promoting growth, vigour, and overall health compared to other treatments. These findings suggest that the T4 treatment has the potential to enhance the appeal and nutritional value of the acid lime fruit while contributing to the overall well-being and resilience of the trees.

The study provides strong evidence supporting the use of Urea foliar application at a 2.0% concentration to optimize the growth, quality, and agricultural potential of acid lime cv. Kagzi in the Vertisols of Jhalawar district. The research emphasizes the significance of this treatment for sustainable and productive citrus cultivation in the region. The T4 treatment with Urea at a 2.0% concentration is found to have a positive impact on the fruit's nutritional value and physiological characteristics. These findings have practical implications for citrus growers in Jhalawar district, offering insights to enhance the productivity and quality of acid lime cv. Kagzi cultivation, thus contributing to the region's agricultural success and economic growth.

#### **REFERENCES:**

1. Abdallah, H. R. (2020) Effect of foliar application with urea, benzyl adenine and dry yeast on flowering and fruiting of Minneola Tangelo trees to reduce the severity of alternate bearing phenomena. *Middle East Journal*, **9**(4): 893-933.
2. Abdel-Salam, M. (2018) Response of lettuce (*Lactuca sativa* L.) to foliar spray using

- nano-urea combined with mycorrhiza. *Journal of Soil Sciences and Agricultural Engineering*, **9**(10): 467-472.
3. Al-Obeed, R. S., Ahmed, M. A. A., Kassem, H. A. and Al-Saif, A. M. (2018) Improvement of Kinnow mandarin fruit productivity and quality by urea, boron and zinc foliar spray. *Journal of Plant nutrition*, **41**(5): 609-618.
  4. Anonymous (2021-22) Area and Production of Horticultural crops for 2021-22 (third advance estimate) *Ministry of Agriculture and Farmers Welfare, New Delhi*.
  5. Bondada, B. R., Syvertsen, J. P. and Albrigo, L. G. (2001) Urea nitrogen uptake by citrus leaves. *HortScience*, **36**(6): 1061-1065.
  6. Carpenter, S., Jain, M. C., Singh, J., Bhatnagar, P. and Arya, C. K. (2019) Effect of foliar spray of gibberellic acid and urea on yield and quality of guava (*Psidium guajava* L.) cv. L-49. *International Journal of Chemical Studies*, **7**(1): 205-207.
  7. Chouhan, A., Sonkar, P. and Anjanawe, S. R. (2018) Effect of foliar application of urea, boron and 2,4-D in acid lime (*Citrus aurantifolia* Swingle) under Malwa Plateau conditions. *Bulletin of Environment, Pharmacology and Life Sciences*, **7**(1): 41-44.
  8. Devarpanah, S., Tehranifar, A., Davarynejad, G., Aran, M., Abadía, J. and Khorassani, R. (2017) Effects of foliar nano-nitrogen and urea fertilizers on the physical and chemical properties of pomegranate (*Punica granatum* cv. Ardestani) fruits. *Hort Science*, **52**(2): 288-294.
  9. Debaje, P. P., Shinde, E. P. and Ingale, H. V. (2011) Effect of plant growth regulators and nutrients on quality of acid lime (*Citrus aurantifolia* Swingle). *Asian Journal of Horticulture*, **6**(1): 253-255.
  10. Dhaliwal, H. S. and Rohela, N. (2016) Influence of foliar application of urea and GA3 on chlorophyll content and nutritional status of rough lemon (*Citrus jambhiri* Lush.) seedlings under modified environment conditions. *Biochemical and Cellular Archives*, **16**(2): 285-289.
  11. El-Otmani, M., Ait-Oubahou, A., Lovatt, C. J., El-Hassainate, F. and Kaanane, A. (2004) Effect of Gibberellic Acid, Urea and KNO<sub>3</sub> on Yield and on Composition and Nutritional Quality of Clementine Mandarin Fruit Juice. *Acta Horticulturae*, **632**(19): 149-158.
  12. El-Otmani, M., Ait-Oubahou, A., Zahra, F. and Lovatt, C. J. (2002) Efficacy of foliar urea as an N source in sustainable citrus production systems. *Acta Horticulturae*, **594**(1): 611-617.
  13. El-Tanany, M. M. and Abdel-Messih, M. N. (2009) Effect of foliar application with urea on flowering, fruiting and leaf nitrogen content of Valencia orange trees. *Journal of Agricultural Science Mansoura University*, **34**(8): 8915-8926.
  14. Jat, G., and Laxmidas, K. H. (2014). Response of guava to foliar application of urea and zinc on fruit set, yield and quality. *Journal of AgriSearch*, **1**(2): 86-91.
  15. Kolota E. and Osinska M. (2001): Efficiency of foliar nutrition of field vegetables grown at different nitrogen rates. In: Proc. IC Environ. Probl. N-Fert. *Acta Horticulturae*, **563**: 87-91.
  16. Kumar, R., Singh, R., Kumar, R. and Singh, R. (1994) Effect of various levels of nitrogen on leaf nutrient composition of apple (*Malus pumila* Mill.) cv. Red Delicious. *Recent Horticulture* **1**(1): 49-51.
  17. Ladaniya, M.S., Marathe, R.A., Das, A.K., Rao, C.N., Huchche, A. D., Shirgure, P.S. and Murkute, A.A. (2020) High density planting studies in acid lime (*Citrus aurantifolia* Swingle). *Scientia Horticulturae*. 261, 108935
  18. Lakshmipathi, Adiga, J. D., Kalaivanan, D., Mohana, G. S. and Meena, R. K. (2015) Effect of foliar application of micronutrients on reproductive growth of cashew (*Anacardium occidentale* L.) under south west coast region of Karnataka,

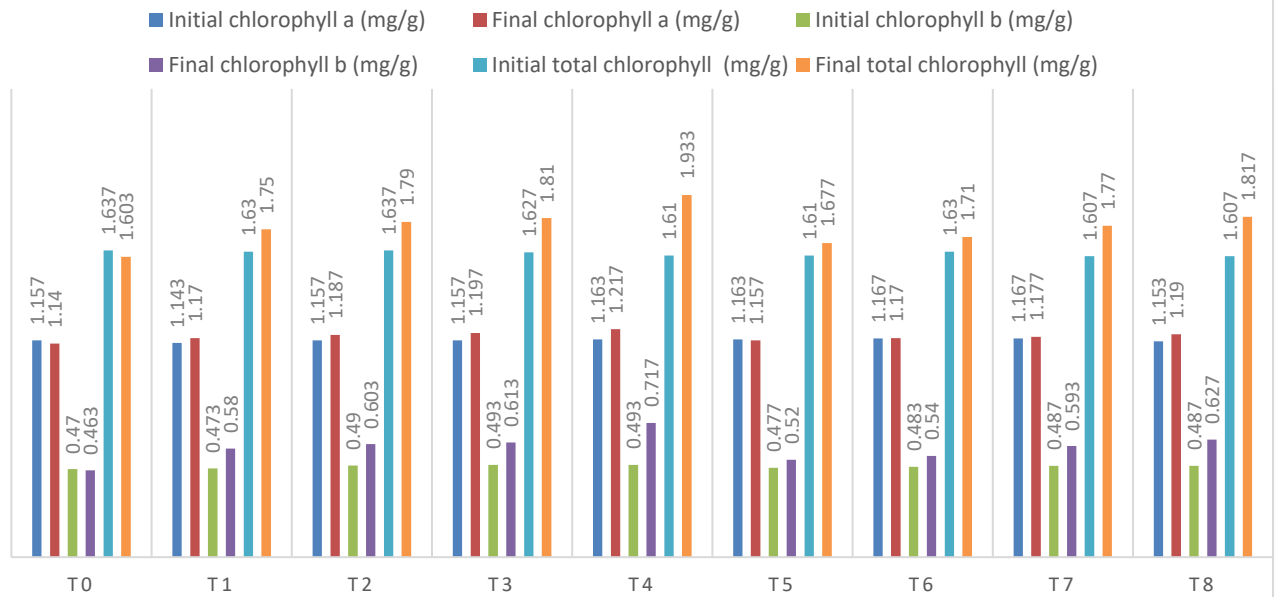
- India. *Trends in Biosciences*, **8**(2):447-449.
19. Lasa, B., Menendez, S., Sagastizabal, K., Cervantes, M. E. C., Irigoyen, I., Muro, J. and Ariz, I. (2012) Foliar application of urea to “Sauvignon Blanc” and “Merlot” vines: doses and time of application. *Plant Growth Regulation*, **67**(1):73-81.
  20. Mohammadi, H. and Khezri, M. (2018) The influence of foliar application of urea, zinc chelate and boric acid on growth characteristics, photosynthesis and survival of date palm offshoots (*Phoenix dactylifera*) cv. Mazafati. *European Journal of Horticultural Science*, **83**(2):114-120.
  21. Nava, G., Dechen, A. R., Basso, C., Nachtigall, G. R. and Katsurayama, J. M. (2010) Mineral composition of leaves and growth of Fuji apple trees in response to nitrogen and potassium fertilization. *Agropecuária Catarinense*, **23**(1): 77-83.
  22. Prasad, H., Thakur, M., Gupta, A. K. and Prasad, D. (2015) Effect of foliar application of 2, 4-D, urea and zinc sulphate on fruit drop, yield and fruit quality of Kinnow Mandarin. *International Journal of Bio-resource and Stress Management*, **6**(5): 619-622.
  23. Rathore, R. S. and Chandra, A. (2003). Effect of application of nitrogen in combination with zinc sulphate on vegetative growth characteristics of acid lime (*Citrus aurantifolia* Swingle) cv. Kagzi lime. *Agricultural Science Digest*, **23**(3): 220-222.
  24. Rokaya, P., Baral, D., Gautam, D., Shrestha, A. and Paudyal, K. (2019) Effects of foliar application of urea and micronutrients on yield and fruit quality of mandarin (*Citrus reticulata* Blanco). *Journal of Agriculture and Forestry University*, **3**(1): 63-68.
  25. Sadasivam, S. and Manickam, A. (1997). *Biochemical Methods*. New Age International. New Delhi, p:413.
  26. Saleem, B. A., Malik, A. U., Maqbool, M., Islam-ud-din, M. F. and Rajwana, I. A. (2008) Early winter spray of low biuret urea improves marketable yield and fruit quality of sweet oranges. *Pakistan Journal of Botany*, **40**(4): 1455-1465.
  27. Sawale, P. V., Patil, M. B., Tummod, A. R. and Pavhane, S. B. (2021) Effect of nutrients on growth & physical attributes of acid lime (*Citrus aurantifolia* L.) cv. Sai Sharbati. *The Pharm Innovation Journal*, **10**(11): 2063-2066.
  28. Senjam, B. D. and Singh, S. R. (2021) Effects of foliar spray of NAA, 2, 4-D and urea on fruit yield and quality of *Citrus limon* L. Burm. cv. Assam lemon. *Bangladesh Journal of Botany*, **50**(1): 189-194.
  29. Thakur, R.K., Baghel S.S., Sharma, G.D., Sahu, R.K. and Amule, P.C. (2012). Advances in Agro technologies for improving soil, plant and atmosphere systems. Laboratory Manual, pp: 19-24.
  30. Witte C.P., Tiller S.A., Taylor M.A. and Davies H.V. (2002): Leaf urea metabolism in potato. Urease activity profile and patterns of recovery and distribution of <sup>15</sup>N after foliar urea application in wild-type and urease-antisense transgenics. *Plant Physiol.*, **128**: 1129–1136.
  31. Yadav, A., Kanwar, J., Dubey, R. and Upadhyay, M. (2020) Effect of foliar application of urea, zinc sulphate and borax in flowering, fruiting and yield of acid lime (*Citrus aurantifolia* Swingle.) var. Kagzi lime under Malwa plateau conditions. *Journal of Pharmacognosy and Phytochemistry*, **9**(2): 483-485
  32. Yildirim, E., Guvenc, I., Turan, M. and Karatas, A. (2007). Effect of foliar urea application on quality, growth, mineral uptake and yield of broccoli (*Brassica oleracea* L. var. italica). *Plant Soil and Environment*, **53**(3), 120.

**Table 2. Physico-chemical characteristics of acid lime cv. Kagzi fruits in response to foliar application of Urea and Nano urea treatments**

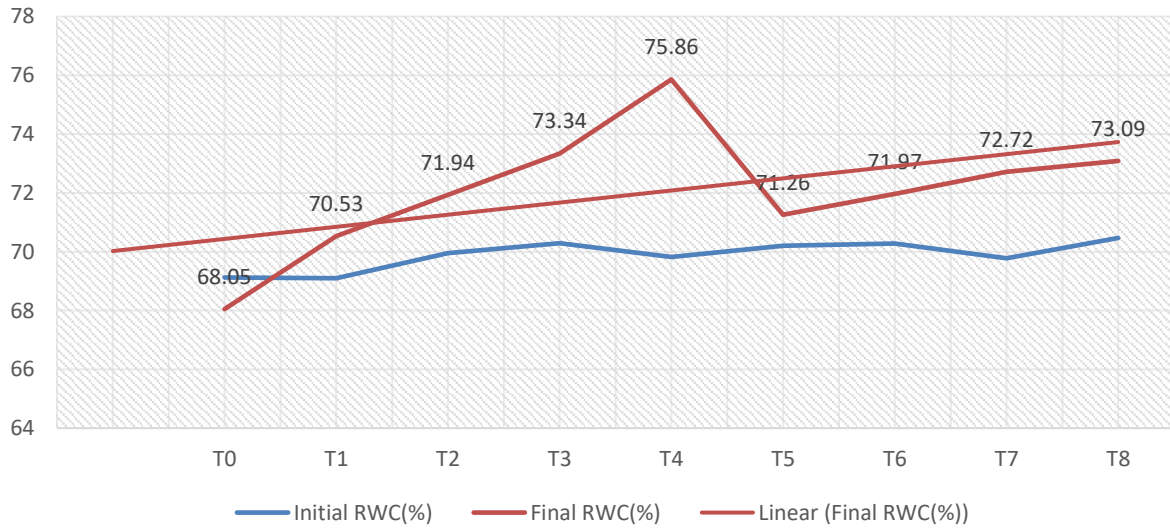
Treatments	Fruit wt.(g.)	Fruit length(mm)	Fruit breadth (mm)	Juice (%)	TSS(°brix)	Acidity (%)	TSS/Acidity ratio	Ascorbic Acid (mg/100ml)	Juice pH
T <sub>0</sub>	40.89	41.76	40.87	38.34	9.30	7.25	1.27	44.56	2.22
T <sub>1</sub>	44.73	43.53	42.09	47.55	9.93	6.98	1.45	53.21	2.32
T <sub>2</sub>	48.09	43.63	43.06	46.25	10.26	7.05	1.41	54.38	2.35
T <sub>3</sub>	51.46	44.48	44.68	49.66	10.28	6.88	1.46	60.31	2.38
T <sub>4</sub>	67.90	52.72	47.36	51.19	10.46	6.47	1.65	61.89	2.40
T <sub>5</sub>	40.56	41.24	40.53	46.05	10.28	6.56	1.47	48.54	2.22
T <sub>6</sub>	45.85	43.29	42.43	47.36	10.07	6.66	1.46	51.36	2.22
T <sub>7</sub>	48.42	43.52	43.13	46.90	10.28	6.68	1.55	55.65	2.24
T <sub>8</sub>	52.68	45.70	46.35	49.21	10.15	6.53	1.56	57.75	2.28
SEm(±)	1.41	0.97	0.78	0.68	0.15	0.05	0.02	0.45	0.02
CD 5%	4.25	2.92	2.36	2.06	0.47	0.17	0.06	1.35	0.06

Where: T<sub>0</sub> (water spray), T<sub>1</sub> (Urea @ 0.5%), T<sub>2</sub> (Urea @ 1.0%), T<sub>3</sub> (Urea @ 1.5 %), T<sub>4</sub> (Urea @ 2 %), T<sub>5</sub> (Nano urea @ 500 ppm), T<sub>6</sub> (Nano urea @ 1000 ppm), T<sub>7</sub> (Nano urea @ 1500ppm) and T<sub>8</sub> (Nano urea 2000ppm) are applied foliar treatments.

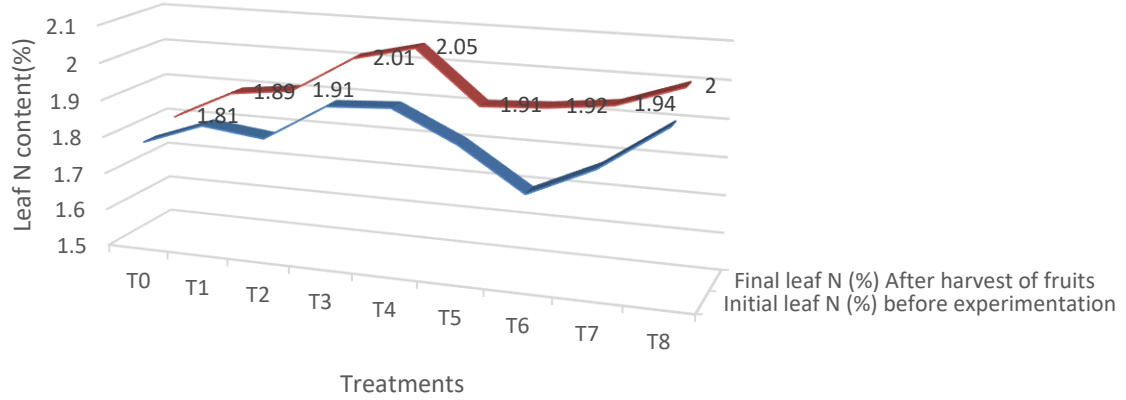
**FIG.1 Effect of foliar Urea and Nano urea treatments on chlorophyll content of acid lime cv. kagzi leaves**



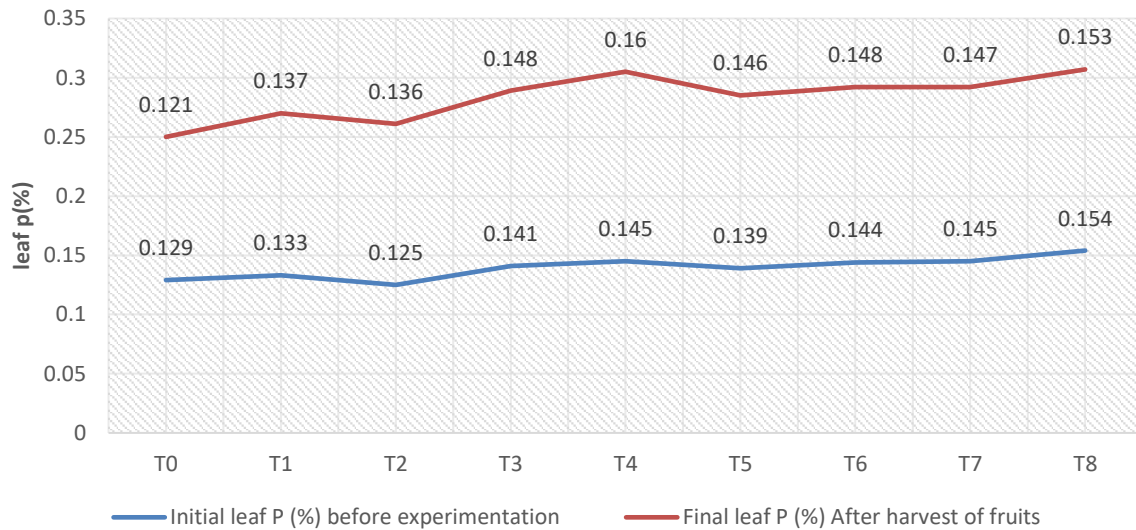
**Fig.2 Effect of foliar Urea and Nano Urea treatments on Relative water content(%) of acid lime cv.Kagzi leaves**



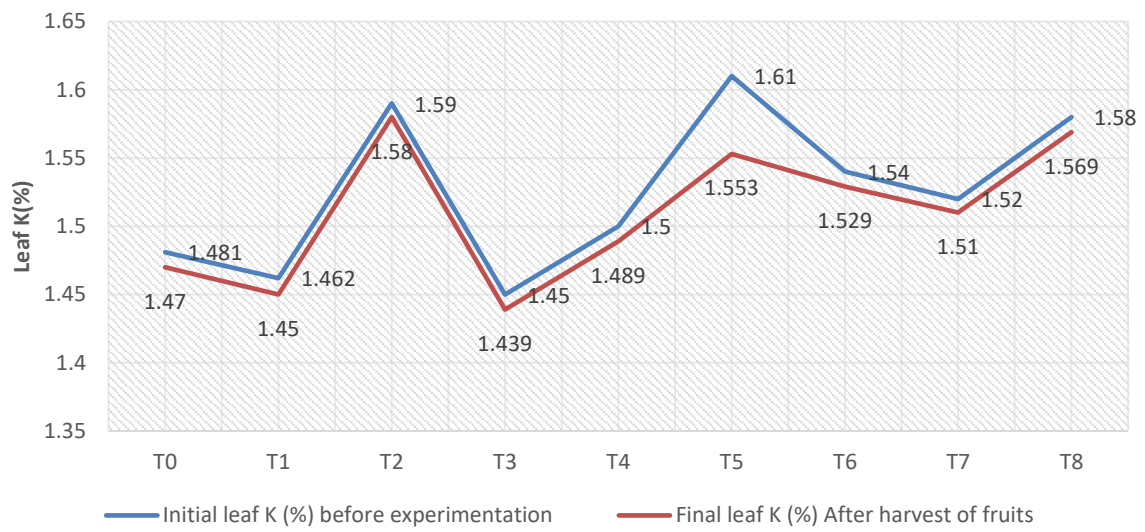
**Fig.3 Effect of Foliar urea and Nano urea on leaf nitrogen content of acid lime cv.Kagzi**



**Fig.4 Effect of foliar urea and Nano Urea treatments on leaf phosphorous content of acid lime cv.kagzi**



**Fig.5 Effect of foliar urea and nano urea treatments on leaf potassium content**



UNDER PEER REVIEW