

ANALYSIS OF POWER AVAILABILITY IN WIND FOR A SIEZABLE WIND TURBINE IN AKWA IBOM STATE UNIVERSITY COMMUNITY, IKOT AKPADEN

ABSTRACT

As the need for clean energy is expanding, critical evaluation of renewable energy system has become increasingly important to the energy research community and stakeholders. This study examines the wind resource potential at Akpaden community and its sensitivity to sighting wind turbine to support availability of electrical energy, research purpose and for technology innovation. Wind data is collected and tabulated at various time internal with respect to height for seven days. Statistical tool analysis was employed. Results shows that there is a little variation in the morning and afternoon wind speed, an overall average of 4.09 m/s wind speed is obtained. The result is modeled into wind equation, at 12 m height, an average power of about 180 W can be obtained in a second. 300 W sizeable wind turbine was suggested for use. Result shows that useful energy can be obtained from wind available in Ikot Akpaden Community, though it is a little affected by height due to obstruction by building and tress, however, the limitations can be overcome when siting in areas that is free from disturbances.

Keywords: wind, height, velocity, turbine and power.

1. INTRODUCTION

Wind energy is one of the most important kinds of renewable energy resources in the world. The most effective, friendly to the environment and inexpensive power can be produce by wind, Wind energy is a renewable energy source. It does not contaminate and also it is inexhaustible and reduces the use of fossil fuels [1]. Among many types of the renewable energy resources such as solar, wind, hydro, geothermal, biomass and ocean thermal power, Wind energy is one of the important resources to obtain electricity. It is widely used in many countries. During the last two decades, great attentions were paid towards the development of a best statistical model for describing wind speed frequency distribution. Weibull function is suitable to the observed wind speed data both at the surface and in the upper air [2].

A Wind Turbine Generator is what makes electricity by converting mechanical energy into electrical energy. They do not create energy or produce more electrical energy than the amount of mechanical energy being used to spin the rotor blades. The greater the

“load”, or electrical demand placed on the generator, the more mechanical force is required to turn the rotor. Wind power is used to produce electricity or mechanical power and supplies it to homes, laboratories, business, schools, etc. Wind turbine converts kinetic energy into mechanical energy and then the generator in the wind turbine converts this mechanical energy into electrical power [3].

Renewable energy has a direct relationship with sustainable development through its impact on human development and economic productivity. Renewable energy sources provide opportunities in energy security, social and economic development, energy access, climate change mitigation and reduction of environmental and health impacts [4].

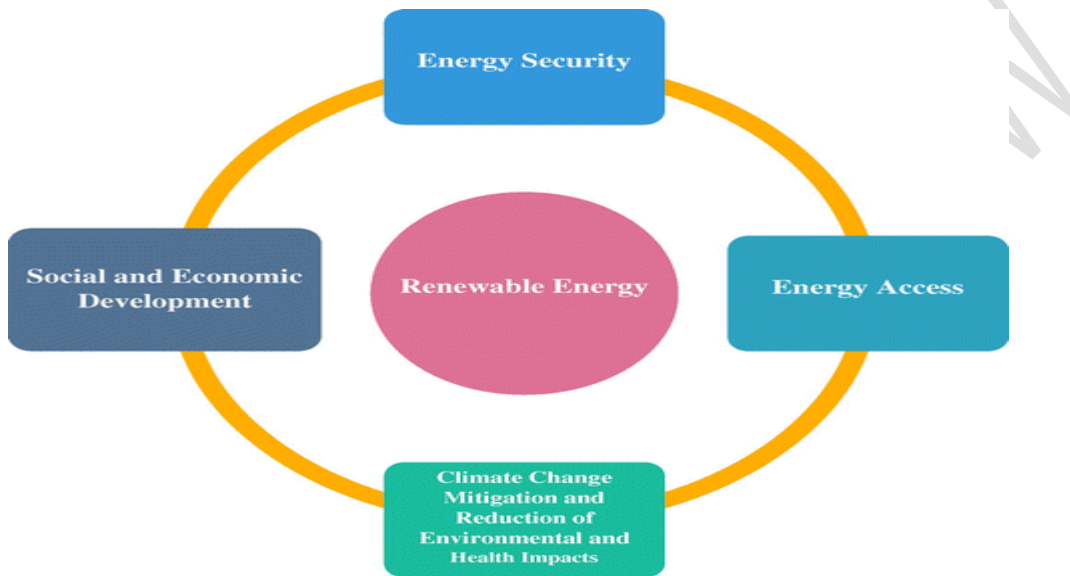


Fig. 1. Opportunities of renewable energy sources [4].

2. REVIEW OF RELATED LITERATURE

By 2040, renewable energy is projected to equal coal and natural gas electricity generation. Several jurisdictions, including Denmark, Germany, the state of South Australia and some US states have achieved high integration of variable renewable resources. For example, in 2015 wind power met 42% of electricity demand in Denmark, 23.2% in Portugal and 15.5% in Uruguay. Inter-connectors enable countries to balance electricity systems by allowing the import and export of renewable energy. Innovative hybrid systems have emerged between countries and regions [5].

The emergence of wind as an important source of the World energy has taken a commanding lead among renewable sources. Wind exists everywhere in the world, in some places with considerable energy density [6]. Wind energy harnesses kinetic energy from moving air. The primary application of the importance to climate change mitigation is to produce electricity from large turbines located onshore (land) or offshore (in sea or fresh water) [4]. Onshore wind energy technologies are already being manufactured and deployed on large scale [6, 7].

In meteorology, wind speed, or wind flow speed, is a fundamental atmospheric quantity caused by air moving from high to low pressure, usually due to changes in temperature. Wind speed is commonly measured with an anemometer [8]. It is important to accurately describe wind energy of a particular area before developing into converting same to use. The need for extracting energy from wind is becoming of high demand as such, several analyses has been made by researchers in order to determine the behaviour of

wind. Some gives wind data in a particular city [8, 9, 10, 11, 12, 13]. Other reported wind speed data across the country [14, 15, 16, 17, 18, 19, 20, 21]. The average wind speeds in Nigeria range from about 2 m/s to about 4 m/s with highest average speeds of about 3.5 m/s and 7.5 m/s in the south and north areas, respectively [22, 23]. There are several methods for analyzing wind resource data, some of these includes normal and lognormal, Rayleigh, Weibull and Gumbel probability distributions etc [24]. Other analysis of wind speed using the daily wind data obtained from Nigeria Meteorological Agency Oshodi Lagos, employed Weibull, Lognormal and normal probability density function [25, 26]. Weibull distribution has been found to be accurate and adequate in analyzing and interpreting the situation of measured wind speed and in predicting the characteristics of prevailing wind profile over a place when large data is involved. Wind energy has proven to be one of the most viable sources of renewable energy.

Although wind power generation systems have evolved considerably in size, capacity and design, it has not been possible to build an ideal system, due to the behavior of the wind, as it varies in locations and in height, these affects the efficiency of a wind system [27]. Specifically, wind turbine is design best on technologies that can be implemented in such areas [28, 29]. Wind turbines mostly used are three-blade horizontal axis, since they take advantage of the variability of the winds, there are other technologies in developed countries for obtaining kinetic energy, by means of vertical Rotors that can be implemented [29]. Studies have proven mathematical equation for wind which serves to calculate the wind potential that is used by the wind turbine in addition to help us decide what type of technology to recommend for implementation [31]. Thus, in this study, the line graph and mean value of wind resources **is use to** analyse wind speed data of a particular geographical area (Akpaden Community). Ability to determine wind energy in a particular location helps in selecting a type of wind turbine that will be most efficient for generating power

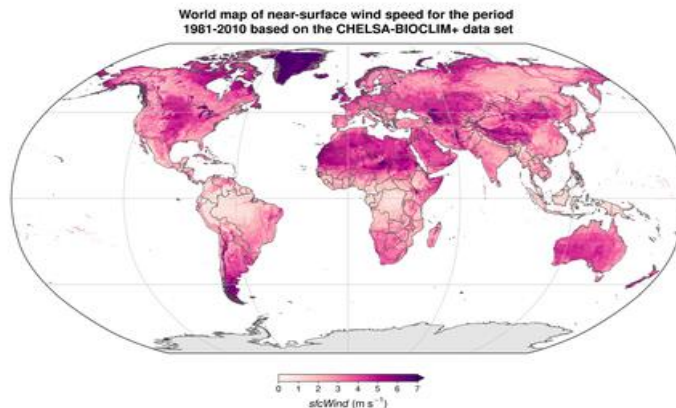


Fig. 2. Global distribution of wind speed at 10m above ground averaged over the years 1981–2010 [8].

2.1 Types of Turbines

The two main types of wind turbines are the horizontal-axis wind turbine (HAWT) and vertical-axis wind turbine (VAWT) [32].

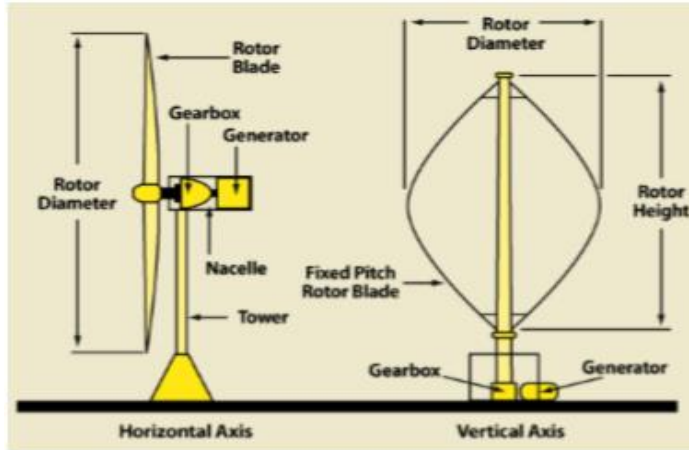


Fig. 3. Horizontal-axis wind turbine (HAWT) and vertical-axis wind turbine

2.2 Anemometer

There are many types of anemometers that are used in measuring wind speed, such as portable hand-held anemometers and those affixed to the ground at weather stations also known as cup anemometer. Anemometers are useful in areas like weather stations, ship navigation, aviation, weather buoys, and in wind turbine. Anemometer also has its applications in areas such as, for measuring the wind pressure, for measuring the flow of the wind and the direction of the wind. A cup anemometer consists of four or three hemispherical cups on horizontal arms mounted on a vertical shaft. The air flow past the cups in any horizontal direction turned the shaft at a rate roughly proportional to the wind's speed. Therefore, counting the shaft's revolutions over a set time interval produced a value proportional to the average wind speed for a wide range of speeds [8]. A hand-held modern anemometer has a turning fan and a digital display screen where the measured wind speed is displayed in meters per second.



Fig. 4. A cup and a hand-held anemometer

Theoretically, the anemometer's speed of rotation is proportional to the wind speed because the force produced on an object is proportional to the speed of the gas or fluid flowing through it. However, in practice, other factors influence the rotational speed, which includes turbulence produced by the apparatus, increasing drag in opposition to the torque produced by the cups/fan and support arms, and friction on the mount point [33].

3. MATERIALS AND METHOD

In this study, wind potential is assessed in terms of its velocity at different height interval, critical values of the wind velocity are tabulated with the use of Anemometer at different time intervals for seven days. Each type of measure represents a succession of unique values and input assumptions that leverage duplication of data and which provides a common analysis flow. The results obtained is a characterization of a develop-able quantity and a useful wind resource that can be used to represent a good supply curve. Fig. 5 below represent Akwa Ibom State University Ikot Akpaden Community, the area in which the experiment was carried out at a Longitude and Latitude (4.628° N, 7.500° E). (a) represent Nigeria as a country, (b) represents Akwa Ibom State, (c) is the study area, Ikot Akpaden Community.

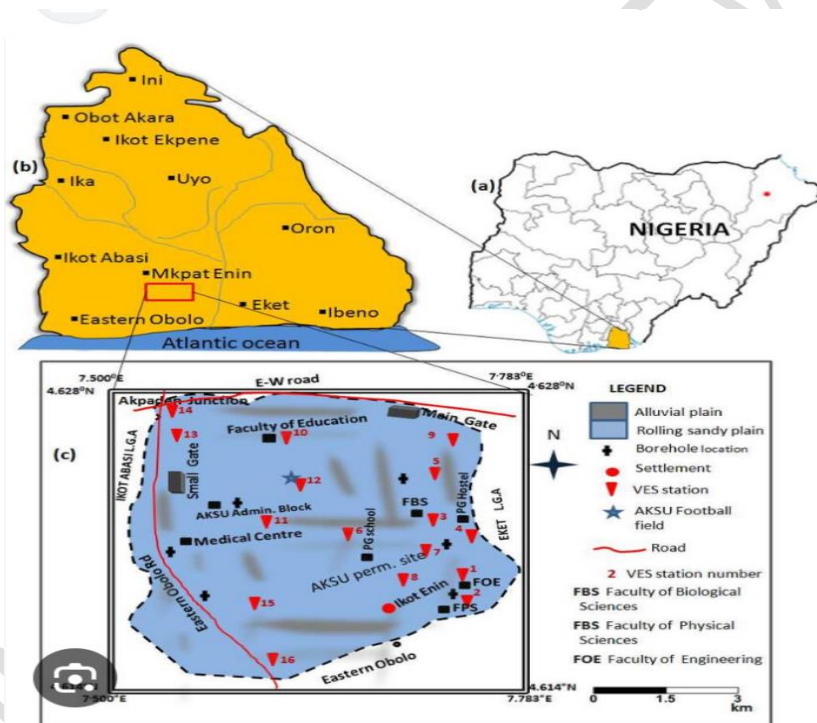
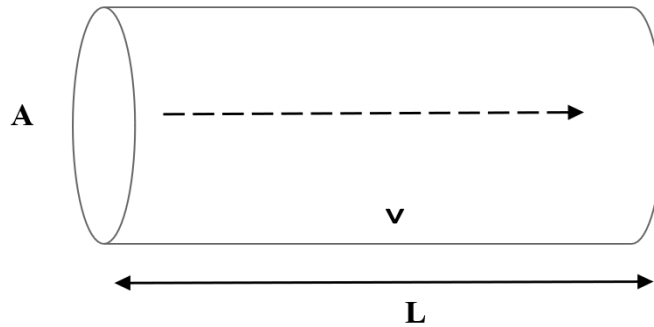


Fig. 5. Map showing the study area

3.1 Power Law of a Wind Turbine



$$\text{Kinetic Energy (K.E)} = \frac{1}{2}mv^2 \quad (1)$$

$$\text{Power (P)} = \text{K.E} \times t = \frac{1}{2} \times mv^2 \times t = \frac{1}{2} \times v^2 \times mt \quad (2)$$

$$\text{As Mass flow rate} = mt \quad (3)$$

$$\text{Distance (L)} = \text{Velocity} \times \text{Time} = vt \quad (4)$$

$$\text{Time (t)} = \frac{L}{v} \quad (5)$$

$$\text{Density } (\rho) = \frac{\text{mass}}{\text{volume}} = \frac{m}{v} \quad (6)$$

$$\text{Mass} = \text{density} \times \text{volume} = \rho \times v = \rho \times A \times L \quad (7)$$

$$\text{Power (P)} = \frac{1}{2} \times v^2 \times \rho \times A \times L \times \frac{L}{v} = \frac{1}{2} \times v^2 \times \rho \times A \times v \quad (8)$$

$$\text{Power (P)} = \frac{1}{2} \times A \times \rho \times v^3 \quad (9)$$

Where ρ = density of the air in $\text{kg/m}^3 = 1.223 \text{ kg/m}^3$

$A = \pi R^2$ = Area of the circle swept by the rotor blades (m^2)

v = velocity of the wind in m/s

Thus, the power available to a wind turbine is based on the density of the air (usually about 1.223 kg/m^3), the swept area of the turbine blades (picture a big circle being made by the spinning blades), and the velocity of the wind. Of these, clearly, the most important variable input is wind speed. Wind speed is the most important variable because it is cubed, whereas the other inputs are also important but not as Wind speed.

4. Results and Discussion

In this section, the result of wind speed at different height ranging from 2m to 12m was tabulated. Wind supply curve results and their variations across height is shown in the table and graph below. There is variation in the morning and afternoon wind speed as it is observed using line graph and arithmetic mean of the wind speed.

4.1 Analysis of Wind Velocity Against Height at Akpaden Community

Experimental analysis of wind velocity and power available with respect to height in Akwa Ibom State University Community main campus, Ikot Akpaden, Mkpato Enin Local Government Area, Akwa Ibom State is as shown in Table 1.

Table 1. Wind velocity in meters per seconds

DAYS	TIME	WIND VELOCITY PER HEIGHT IN METERS					
		2M	4M	6M	8M	10M	12M
Day 1	11:00-12:00	1.2m/s	1.3m/s	1.8m/s	2.2m/s	2.6m/s	3.0m/s
	3:00-4:00	2.6m/s	2.6m/s	3.0m/s	3.6m/s	3.8m/s	4.0m/s
Day 2	11:00-12:00	3.2m/s	3.6m/s	3.6m/s	4.0m/s	4.4m/s	4.4m/s
	3:00-4:00	3.6m/s	3.8m/s	3.8m/s	4.4m/s	5.0m/s	5.0m/s
Day 3	11:00-12:00	4.0m/s	4.0m/s	3.6m/s	4.0m/s	4.0m/s	4.4m/s
	3:00-4:00	4.2m/s	4.2m/s	4.2m/s	4.2m/s	5.0m/s	5.0m/s
Day 4	11:00-12:00	4.1m/s	5.0m/s	5.0m/s	5.0m/s	5.2m/s	5.0m/s
	3:00-4:00	3.0m/s	3.8m/s	3.8m/s	3.8m/s	3.9m/s	4.0m/s
Day 5	11:00-12:00	3.8m/s	3.8m/s	4.0m/s	4.0m/s	4.8m/s	4.8m/s
	3:00-4:00	4.8m/s	4.4m/s	4.8m/s	5.0m/s	5.2m/s	5.2m/s
Day 6	11:00-12:00	3.2m/s	4.8m/s	4.8m/s	5.2m/s	5.4m/s	5.4m/s
	3:00-4:00	3.8m/s	3.8m/s	4.2m/s	4.4m/s	5.0m/s	4.8m/s
Day 7	11:00-12:00	4.8m/s	4.8m/s	4.8m/s	4.6m/s	4.6m/s	4.8m/s
	3:00-4:00	3.2m/s	4.8m/s	3.8m/s	4.0m/s	4.0m/s	3.8m/s

Table 2. Day 1 morning and afternoon wind velocities against height

Velocity (A1) Morning	Velocity (A2) Afternoon	Height
1.2	2.6	2
1.3	2.6	4
1.8	3.0	6
2.2	3.6	8
2.6	3.8	10
3.0	4.0	12

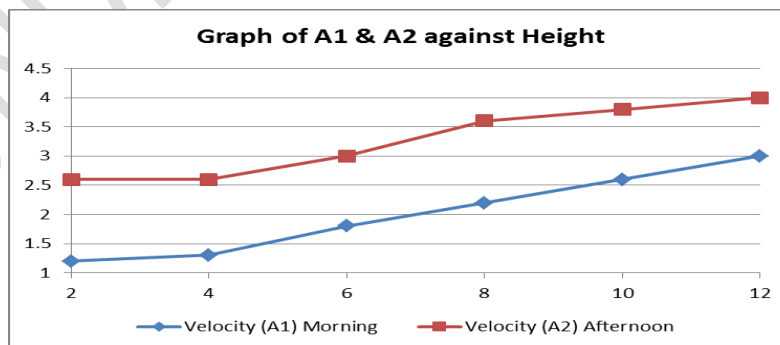


Fig. 6. Comparison of Day 1 wind velocities against height

Table 3. Day 2 morning and afternoon wind velocities against height

Velocity (B1) Morning	Velocity (B2) Afternoon	Height
3.2	3.6	2
3.6	3.8	4
3.6	3.8	6
4.0	4.4	8
4.4	5.0	10
4.4	5.0	12

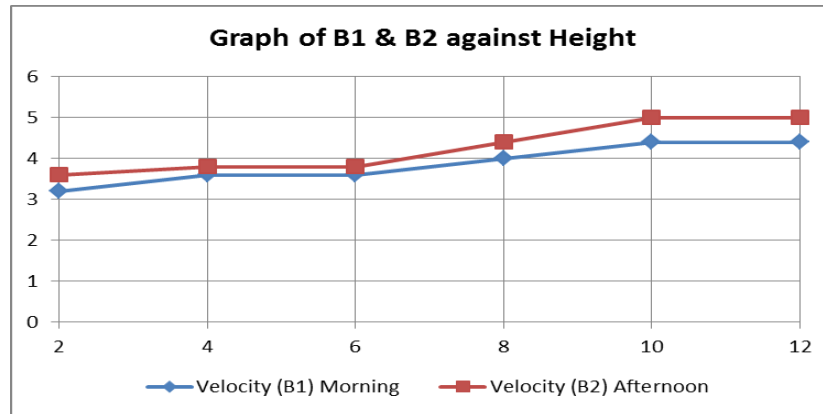


Fig. 7. Comparison of Day 2 velocities against height

Table 4. Day 3 morning and afternoon wind velocities against height

Velocity (C1) Morning	Velocity (C2) Afternoon	Height
4.0	4.2	2
4.0	4.2	4
3.6	4.2	6
4.0	4.2	8
4.0	5.0	10
4.4	5.0	12

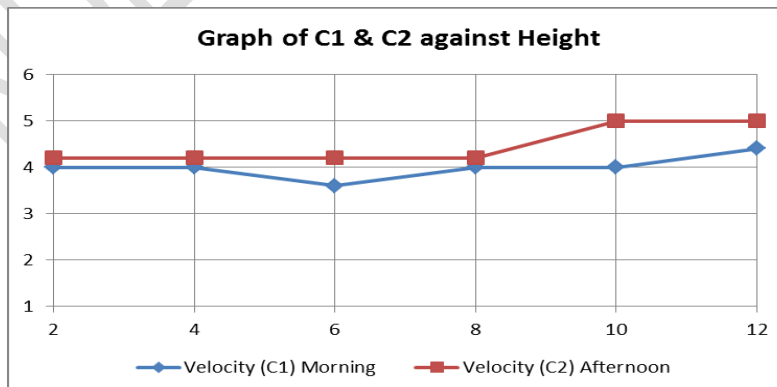


Fig. 8. Comparison of Day 3 velocities against height

Table 5. Day 4 morning and afternoon wind velocities against height

Velocity (D1) Morning	Velocity (D2) Afternoon	Height
4.1	3.0	2
5.0	3.8	4
5.0	3.8	6
5.0	3.8	8
5.2	3.9	10
5.0	4.0	12

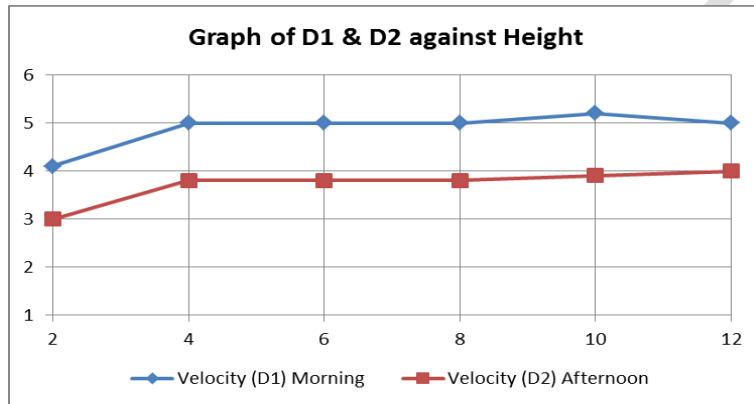


Fig. 9. Comparison of Day 4 velocities against height

Table 6. Day 5 morning and afternoon wind velocities against height

Velocity (E1) Morning	Velocity (E2) Afternoon	Height
3.8	4.8	2
3.8	4.4	4
4.0	4.8	6
4.0	5.0	8
4.8	5.2	10
4.8	5.2	12

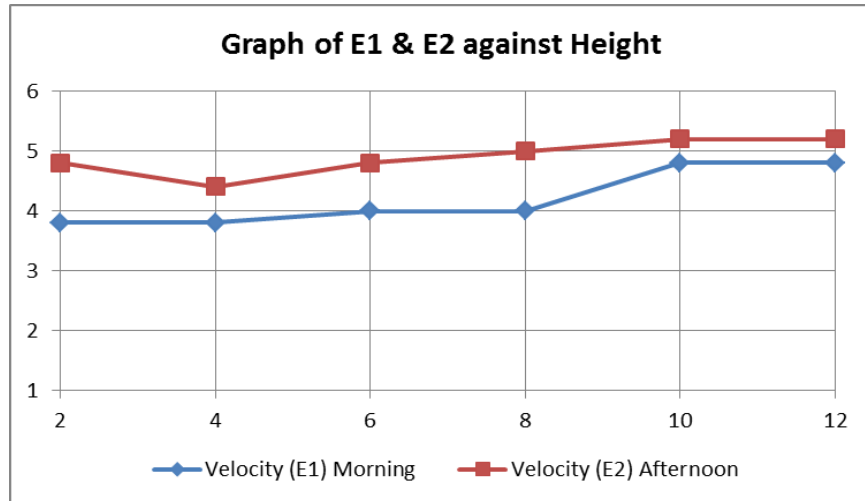


Fig. 10. Comparison of Day 5 velocities against height

Table 7. Day 6 morning and afternoon wind velocities against height

Velocity (F1) Morning	Velocity (F2) Afternoon	Height
3.2	3.8	2
4.8	3.8	4
4.8	4.3	6
5.2	4.4	8
5.4	5.0	10
5.4	4.8	12

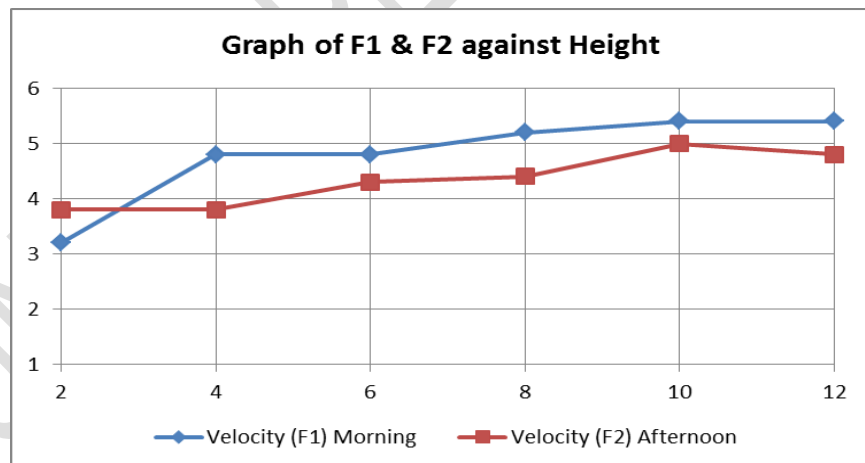


Fig. 11. Comparison of Day 6 velocities against height

Table 8. Day 7 morning and afternoon wind velocities against height

Velocity (G1) Morning	Velocity (G2) Afternoon	Height
4.8	3.2	2
4.8	4.8	4
4.8	3.8	6
4.6	4.0	8
4.6	4.0	10
4.8	3.8	12

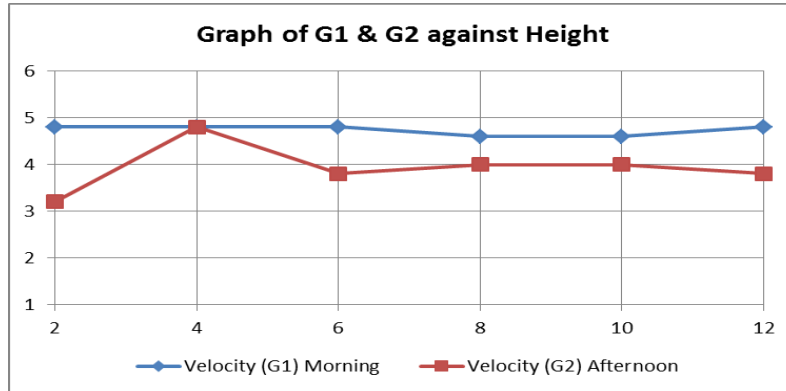


Fig. 12. Comparison of Day 7 velocity against height

Table 9. Average morning and afternoon wind velocities against height

Avg. Velocity Morning	Avg. Velocity Afternoon	Height
3.47	3.60	2
3.90	3.91	4
3.94	3.94	6
4.14	4.20	8
4.43	4.56	10
4.54	4.54	12

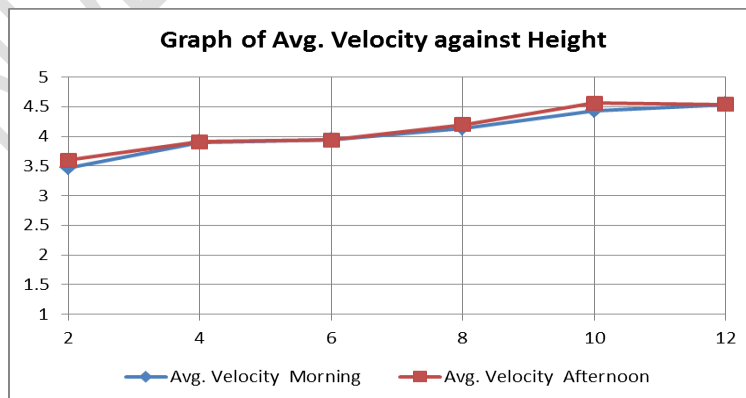


Fig. 13. Comparison of Average velocity against height

Table 10. Overall Average morning and afternoon wind velocity against height

Overall Avg. Velocity	Height
3.54	2
3.91	4
3.94	6
4.17	8
4.49	10
4.54	12

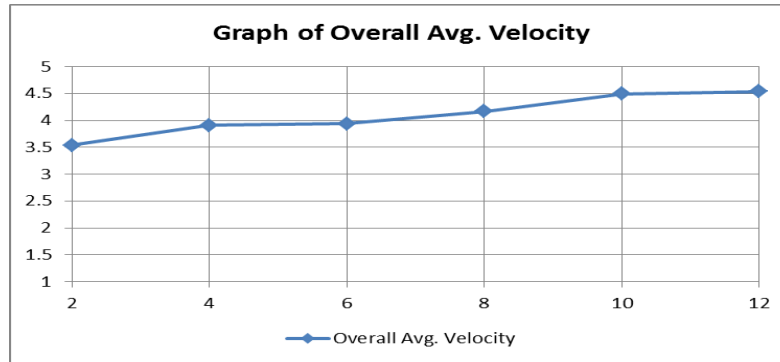


Fig. 14. Comparison of overall average velocity against height

4.2 Modelling of Wind turbine system using the overall average velocity of the wind with respect to height

Table 11. Average wind velocity in meters per second

S/N	Average Wind Velocity in (m/s)	Height in Meters (m)
1	3.54	2
2	3.91	4
3	3.94	6
4	4.17	8
5	4.49	10
6	4.54	12

Table 2 to 8 show that there is smaller improvement in value on the afternoon wind speed over the morning wind speed. Table 9 gives average of the morning and afternoon wind speed, while Table 10 shows that in an average, 4.09 m/s wind speed is available in the environment. Wind speed value increases with height in the environment, this is as a result of obstacle such as building and trees which resist the free flow of the wind.

Using the given data on equation 10, below are the values obtained, mathematically;

Power available in wind turbine is given by; $P_{avail} = 12 \times \rho \times A \times V^3$ (10)

Using radius of the rotor to blade of the wind turbine as 1 meter,

$$\text{Wind density } (\rho) = 1.23 \text{ kgm}^3 \quad (11)$$

$$\text{Sweep area of the blade } A = \pi r^2 = 3.142 \times 1 \times 1 = 3.142 \text{ m}^2 \quad (12)$$

therefore;

- a) Power available in the wind at 2m height, 3.54 m/s velocity is;
 $P_{\text{avail}} = 12 \times \rho \times A \times V^3 = 12 \times 1.23 \times 3.142 \times 3.54^3 = 85.72 \text{ W}$
- b) Power available in the wind at 4 m height, 3.91 m/s velocity is;
 $P_{\text{avail}} = 12 \times \rho \times A \times V^3 = 12 \times 1.23 \times 3.142 \times 3.91^3 = 115.51 \text{ W}$
- c) Power available in the wind at 6 m height, 3.94 m/s velocity is;
 $P_{\text{avail}} = 12 \times \rho \times A \times V^3 = 12 \times 1.23 \times 3.142 \times 3.94^3 = 118.19 \text{ W}$
- d) Power available in the wind at 8m height, 4.17 m/s velocity is;
 $P_{\text{avail}} = 12 \times \rho \times A \times V^3 = 12 \times 1.23 \times 3.142 \times 4.17^3 = 140.12 \text{ W}$
- e) Power available in the wind at 10 m height, 4.49 m/s velocity is;
 $P_{\text{avail}} = 12 \times \rho \times A \times V^3 = 12 \times 1.23 \times 3.142 \times 4.49^3 = 174.91 \text{ W}$
- f) Power available in the wind at 12 m height, 4.54 m/s velocity is;
 $P_{\text{avail}} = 12 \times \rho \times A \times V^3 = 12 \times 1.23 \times 3.142 \times 4.54^3 = 180.82 \text{ W}$

The possible power that can be obtain from wind in a second from a turbine with the given characteristic in Ikot Akpaden community is given in the calculated data from a) to f). Results show that 180.82 W of power can be obtain from a turbine at 12 m height in Akpaden community, hence, a 300-watt, 12 V, three blade mini wind turbine can be efficient for wind power generation. Table 12 gives the available power in wind within the proposed location in seconds and hours using the given height intervals.

Table 12. Average Wind Velocity and Power availability in hours

S/N	Average Wind Velocity in (m/s)	Height in Meters (m)	Power in a second	Power in an hour	Power in four hours
1	3.54	2	84.72	5083.2	20332.8
2	3.91	4	115.51	6930.6	27722.4
3	3.94	6	118.19	7091.4	28365.6
4	4.17	8	140.12	8407.2	33628.8
5	4.49	10	174.91	10494.6	41978.4
6	4.54	12	180.82	10849.2	43396.8

5. CONCLUSION

In this paper, the result of the analysis of wind velocity at various height interval, is used in modelling a sizeable wind turbine for the proposed area Akwa Ibom State University, Ikot Akpaden. Wind resource potential assessments underpin need for energy system planning. As clean energy ambitions have expanded, critical evaluation of renewable energy supply has become an integral part of wind potential assessments. These assessments are

complex because of the intersection of the numerous factors and multiple disciplines involved, including energy systems analysis, technology expertise, land use and ecology, social science, and policy. However, when considering the limitation before sitting, the possibility of having a better result is sure.

References

- [1] A. Parajuli, "A statistical analysis of wind speed and power density based on Weibull and Rayleigh models of Jumla, Nepal," *Energy and Power Engineering*, vol. 8, no. 7, pp. 271-282, 2016.
- [2] B. M. Lateef, A. I. Al-Tmimi and O. I. Abdullah, "Design and implementation of wind energy analysis tool (WEATb) in Iraq," in *In AIP Conference Proceedings*, 2019.
- [3] K. Srikanth, "Design of Stand-alone Wind Energy System using Fuzzy-logic Controller," *AEGAEUM JOURNAL*, vol. 8, no. 8, pp. 1864-1873, 2021.
- [4] S. Asumadu-Sarkodie and P. A. Owusu, "review of Ghana's energy sector national energy statistics and policy framework," *Cogent Engineering*, vol. 3, no. 1, p. 1155274, 2016.
- [5] B. Energy, "Renewables 2017 global status report." Renewable Energy Policy Network for the 21st Century," REN21, Paris, 2016.
- [6] J. F. Manwell, J. G. McGowan and A. L. Rogers, *Wind energy explained: theory, design and application*, John Wiley & Sons., 2010.
- [7] E. E. Okpo and I. E. Nkan, "Constructional Features and Performance Analysis of 3-Phase Linear Induction Motor," *International Journal of Scientific Innovations and Sustainable Development*, vol. 6, no. 1, pp. 176-185, 2016.
- [8] W. E. K. Middleton and A. F. Spilhaus, *Meteorological instruments*, University of Toronto Press, 1941.
- [9] D. W. Medugu and D. I. Malgwi, "A study of wind energy potential: remedy for fluctuation of electric power in Mubi, Adamawa State," *Nigeria. Nigerian Journal of Physics*, vol. 17, no. 1, pp. 40-45, 2005.
- [10] G. A. B. a. A. M. Ngala, "Viability of wind energy as a power generation source in Maiduguri, Borno state, Nigeria," *Renewable energy*, vol. 32, no. 13, pp. 2242-2246, 2007.
- [11] C. I. Oriaku, J. C. Osuwa, A. D. Asiegbu, G. U. Chukwu and C. O. Kanu, "Frequency distribution analysis of available wind resources in Umudike, Abia State, Nigeria, for wind energy conversion system design," *Pacific Journal of Science and Technology*, vol. 8, no. 2, pp. 203-206, 2007.
- [12] D. A. Fadare, "A statistical analysis of wind energy potential in Ibadan, Nigeria, based on Weibull distribution function," *Pac J Sci Technol*, vol. 9, no. 1, p. 1109, 2008.
- [13] I. E. Nkan and E. E. Okpo, "Electric power forecasting by the year 2020 using the least square method," *International Journal of Research and Advancement in Engineering Science*, vol. 6, no. 1, pp. 205-215, 2016.
- [14] R. L. Fagbenle and T. G. Karayiannis, "On the wind energy resource of Nigeria," *International Journal of Energy Research*, vol. 18, no. 5, pp. 493-508, 1994.
- [15] J. O. Ojosu and R. I. Salawu, "A survey of wind energy potential in Nigeria," *Solar & wind technology*, vol. 7, no. (2-3), pp. 155-167, 1990.
- [16] D. A. Fadare, "The application of artificial neural networks to mapping of wind speed profile for energy application in Nigeria," *Applied Energy*, vol. 87, no. 3, pp. 934-942, 2010.

- [17] J. O. Okeniyi, O. S. Ohunakin and E. T. Okeniyi, "Assessments of Wind-Energy Potential in Selected Sites from Three Geopolitical Zones in Nigeria: Implications for Renewable/Sustainable Rural Electrification," *The Scientific World Journal*, vol. 2015, no. 1, p. 581679, 2015.
- [18] A. D. Garba and M. Al-Amin, "Assessment of Wind Energy Alternative in Nigeria from the Lessons of the Katsina Wind Farm," *Assessment*, vol. 6, no. 4, pp. 91-94, 2014.
- [19] I. Nkan, P. Obi, H. Natala and O. Okoro, "Investigation of the transfer capability of the Nigerian 330 kV, 58-bus power system network using FACTS devices," *ELEKTRIKA-Journal of Electrical Engineering*, vol. 22, no. 1, pp. 53-62, 2023.
- [20] A. Ahmed, A. A. Bello and D. Habou, "Analysis of wind energy potential in north east Nigeria," *Journal of Energy and Natural Resources*, vol. 3, no. 4, pp. 46-40, 2014.
- [21] Y. N. Udoakah and U. S. Ikafia, "Determination of Weibull parameters and analysis of wind power potential in coastal and Non-Coastal sites in Akwa Ibom State," *Nigerian Journal of Technology*, vol. 36, no. 3, pp. 923-929, 2017.
- [22] R. L. Fagbenle and T. G. Karayiannis, "On the wind energy resource of Nigeria," *International Journal of Energy Research*, vol. 18, no. 5, pp. 493-508, 1994.
- [23] C. C. Awah, O. I. Okoro, I. E. Nkan and E. E. Okpo, "Impact of structural dimensions and poles on the torque performance of dual-stator permanent magnet machines," *Nigerian Journal of Technological Development*, vol. 19, no. 1, pp. 68-79, 2022.
- [24] J. A. Carta, P. Ramirez and S. Velazquez, "A review of wind speed probability distributions used in wind energy analysis: Case studies in the Canary Islands," *Renewable and sustainable energy reviews*, vol. 13, no. 5, pp. 933-955, 2009.
- [25] J. A. Oyewole and T. O. Aro, "Wind speed pattern in Nigeria (a case study of some coastal and inland areas)," *Journal of Applied Sciences and Environmental Management*, vol. 22, no. 1, pp. 119-123, 2018.
- [26] E. C. Abunike, G. D. Umoh, I. E. Nkan and O. I. Okoro, "Investigating the magnetic characteristics of 12/8 switched reluctance motor for enhanced starting torque," *Nigerian Journal of Technological Development*, vol. 18, no. 1, pp. 70-75, 2021.
- [27] N. Edgardo-Portillo, S. Arita-Portillo, J. Martinez-Martinez and C. H. Ortega-Jimenez, "A review of wind energy literature: alternative technologies for Central America," in *In MATEC Web of Conferences*, 2019.
- [28] F. Owman, L. Walfridsson, M. Leijon, M. Dahlgren and H. Frank, "Windformer, energía eólica a gran escala," *Revista ABB*, 2000.
- [29] E. E. Ekpo, I. E. Nkan, O. I. Okoro and U. B. Akuru, "Winding reconfiguration of 5.5 kW three-phase induction motor for improved performance," in *In 2021 IEEE PES/IAS PowerAfrica*, 2021.
- [30] N. Edgardo-Portillo, S. Arita-Portillo, J. Martinez-Martinez and C. H. Ortega-Jimenez, "A review of wind energy literature: alternative technologies for Central America," in *MATEC Web of Conferences*.
- [31] R. A. Núñez, "La Generación de Energía Eléctrica por el Poder del Viento.," 2015.
- [32] R. Belfkira, C. Nichita, P. Reghem and G. Barakat, "Modeling and optimal sizing of hybrid energy system," in *In International Power Electronics and Motion Control Conference*, 2008.
- [33] W. E. K. Middleton, *Invention of the meteorological instruments*, Baltimore: Johns Hopkins Press, 1969.