

# Efficacy of new herbicide on weed population and weed control efficiency in scented and hybrid rice (*Oryza sativa* L.)

Comment [p1]: Comparative efficacy of new herbicide and micronutrient weed control efficiency in scented and hybrid rice (*Oryza sativa* L.)

## ABSTRACT

Field experiments were carried out to study the effect of herbicide and micronutrient spray on different varieties of rice (*Oryza sativa* L.) at Students' Instructional farm, Chandra Shekhar Azad University of Agriculture and Technology, Kanpur (U.P.), during Kharif season 2022 and 2023. The experiment was laid out in split-split plot design with three replications and 24 treatment combinations comprising of two varieties viz. Arize 6444 Gold (V<sub>1</sub>) and PB 1509 (V<sub>2</sub>) were kept in main plots and three herbicidal treatments viz. Control (W<sub>1</sub>), Bispyribac-sodium 10% SC @ 20 g a.i. ha<sup>-1</sup> at 25 DAT (W<sub>2</sub>), Triafamone 20% + Ethoxysulfuron 10 WG @ 225g ha<sup>-1</sup> at 25 DAT (W<sub>3</sub>) were kept in Sub plots and four micronutrients applications viz. Zinc Sulphate 0.5% + Ferrous Sulphate 1% foliar spray at 45 and 60 DAT (M<sub>1</sub>), Zinc Sulphate 0.5% + Ferrous Sulphate 1% + Manganese Sulphate 0.1% foliar spray at 45 and 60 DAT (M<sub>2</sub>), Zinc Sulphate 0.5% + Ferrous Sulphate 1% + Manganese Sulphate 0.1% + Borax 0.2 % foliar spray at 45 and 60 DAT (M<sub>3</sub>), Zinc Sulphate 0.5% + Ferrous Sulphate 1% + Manganese Sulphate 0.1% + Borax 0.2 % + Silicon 0.1 % foliar spray at 45 and 60 DAT (M<sub>4</sub>) were kept in Sub-sub plots. Result revealed that weed flora, weed dry weight, weed fresh weight, dry weight and weed control efficiency. The effect of Variety Arize 6444 Gold variety had better weed suppression compared to PB 1509. while, herbicidal applications treatment with Triafamone 20% + Ethoxysulfuron 10 WG @ 225g ha<sup>-1</sup> spray at 25 DAT, provided the most effective control against weed flora, weed dry weight, weed fresh weight, dry weight and weed control efficiency, among all the growth stages. However, foliar spray of Zinc Sulphate 0.5% + Ferrous Sulphate 1% + Manganese Sulphate 0.1% + Borax 0.2 % + Silicon 0.1 % foliar spray at 45 and 60 DAT had a notable impact on reducing dry weed weight and significantly influenced on weed control efficiency.

Comment [p2]: (s: small letter)

Comment [p3]: (e: small letter)

Comment [p4]: This sentence needs to be rephrased with the next one. Can you say... Results revealed that Arize 6444 Gold variety had better weed suppression compared to PB 1509. On the other side, herbicidal applications treatment with Triafamone 20% + Ethoxysulfuron 10 WG @ 225g ha<sup>-1</sup> spray at 25 DAT, provided the most effective control against weed flora, weed dry weight, weed fresh weight, and weed control efficiency, among all the growth stages.

Comment [p5]: Please, remove this word. You are mentioned it before in the same sentence.

**Keywords:** Foliar spray, Herbicide, Micronutrient, Rice, weed control Efficiency, Weeds

## 1. Introduction

Rice (*Oryza sativa* L.) is a globally important cereal crop, particularly known for its wider adaptability in wet and submerged growing conditions. As a member of the Poaceae family, rice serves as a staple food for over 60% of the global population, making it a cornerstone of agricultural economies worldwide. The global cultivation area of rice approximately 165.21 million hectares, with an annual production of 509.26 million tonnes and an average productivity of 4600 kg per hectare during the 2020-21 period [10]. In India, it covering 46.38 million hectares

and producing 130.29 million tonnes of grain, with an average productivity of 2809 kg ha<sup>-1</sup> [1]. Rice primarily consumed by humans, playing a critical role in global food security. It serves as the main source of energy for a significant portion of the world's population, particularly in Asia. The grain is highly caloric, consisting predominantly of 75% starch, which makes it an efficient energy source. It also contains 6-7% protein, 2-2.5% fat, 0.8% cellulose and 5-9% ash, making it a valuable component of a balanced diet [9]. Aromatic rice varieties, known for their distinct flavours and consumer appeal, play an important role in global agriculture. The key compound responsible for their unique 'popcorn-like' aroma is 2-acetyl-1-pyrroline (2-AP), identified as the main flavour component [11]. Despite its significance, rice cultivation faces challenges, particularly from weeds, which compete for essential resources and can host pests and diseases. Herbicides like Bispyribac-sodium and Council (Triafamone 20% + Ethoxysulfuron 10 WG) have proven effective in controlling weeds, enhancing rice crop yield and quality. In addition, micronutrients such as iron, zinc, manganese, silicon, and boron are vital for the healthy growth and development of rice plants, contributing to chlorophyll synthesis, protein production, disease resistance, and pollen viability. This study focuses on understanding the combined effects of herbicides and micronutrient application on transplanted rice. By investigating their impact on growth, yield, and quality, the research aims to provide valuable insights for optimizing agronomic practices, ultimately improving rice productivity and contributing to global food security.

## 2.0 Material and methods

A field experiment was conducted at Students' Instructional farm, Chandra Shekhar Azad University of Agriculture and Technology, Kanpur (U.P.). It is situated at an elevation of 125.9 m above the mean sea level 26°41'48" North latitude and 80°23'21" East longitude. It is situated in the alluvial belt of Indo-Gangetic Plain in the Central part of Uttar Pradesh. Geographically, this experimental site falls under semi-arid with hot summer, moderate rainfall and cold winter. The average annual precipitation of the area varies from 800 to 900 mm with a mean annual precipitation of about 868 mm, mainly through south-west monsoon rains confined within June to last week of September with occasional frost and shower in winter season from North-East monsoon during December and January. The weekly mean minimum and maximum temperature during the entire crop season ranged from 9.90 to 11.40 °C and 43.90 to 42.20 °C, total rainfall received was 836.20 mm and 747.80 mm. The experimental soil was sandy loam in texture with sand 63.24%, clay 13.08% and 23.68% silt, a bulk density of 1.34 g cm<sup>-3</sup> (0–15 cm), pH of 7.64, electrical conductivity of 0.45 dSm<sup>-1</sup>, organic carbon at 0.49%, low in available nitrogen (221.41 kg ha<sup>-1</sup>), available Zinc (0.70 ppm) and medium in Phosphorus (13.04 kg ha<sup>-1</sup>), potassium (214.84 kg ha<sup>-1</sup>) and available Fe (6.74 ppm). The Experiment consisted of 24 treatment combinations comprising of two varieties *viz.* Aromatic rice Arize 6444 Gold (V<sub>1</sub>) and PB 1509 (V<sub>2</sub>) were kept in main plots and three herbicidal treatments *viz.* Control (W<sub>1</sub>), Bispyribac-sodium 10% SC @ 20 g a.i. ha<sup>-1</sup> at 25 DAT (W<sub>2</sub>), Triafamone 20% + Ethoxysulfuron 10 WG @ 225g ha<sup>-1</sup> at 25 DAT (W<sub>3</sub>) were kept in Sub plots and four micronutrients applications *viz.* Zinc Sulphate 0.5% + Ferrous Sulphate 1% foliar spray at 45 and 60 DAT (M<sub>1</sub>), Zinc Sulphate 0.5% +

Ferrous Sulphate 1% + Manganese Sulphate 0.1% foliar spray at 45 and 60 DAT(M<sub>2</sub>), Zinc Sulphate 0.5% + Ferrous Sulphate 1% + Manganese Sulphate 0.1% + Borax 0.2 % foliar spray at 45 and 60 DAT(M<sub>3</sub>), Zinc Sulphate 0.5% + Ferrous Sulphate 1% + Manganese Sulphate 0.1% + Borax 0.2 % + Silicon 0.1 % foliar spray at 45 and 60 DAT(M<sub>4</sub>). The treatments were arranged in a split-split plot design with three replications. A common procedure was followed in raising seedlings (seed rate- 15 and 45 kg ha<sup>-1</sup> for hybrid and Basmati, respectively) in the seedbed then uprooting of rice Healthy seedlings, around 25 days old and carefully transplant seedlings into the main field at a spacing of 20x10 cm as row to row and plant to plant using 2-3 seedlings per hill in well prepared puddle field. Weed management by herbicide was spray as post-emergence at 25 DAT with the help of a knapsack sprayer attached with flat fan nozzle using 600 Litters of water per ha. The plot wise crop was harvested by hand with sickles at the time when upper portion of spikelet's looked straw colored and grain has hard, containing 15-18% moisture and left for three days for sun drying then threshing was done manually with the assistance of sticks. All the application fertilizers were done separately in each plot as per treatments. Application of recommended dose of fertilizer, half dose of nitrogen and a full dose of phosphorus and potash were given as basal dose and remaining nitrogen applied as a top dressing in two equal splits and micronutrient are applied by foliar spray as per treatments. Observed parameters like total number of weed flora (m<sup>-2</sup>) at 45, 60 and 90 DAT. From each plot at three places randomly using a quadrat of 50cm x 50cm (0.25 m<sup>2</sup>) and multiplied by four to convert into m<sup>-2</sup>. Weed fresh weight and weed dry weight (g m<sup>-2</sup>). Weed sample taken from each plot, for the observation of fresh and dry weight of weed was recorded at 30, 60 days after transplanting and at harvest stage. Three plants were uprooted from boarder effect row of each plot and weight of them just after cleaning soil from roots by the help of electric balance for fresh weight and Weed dry weight of weed was recorded by weight was divided by 3 to find the weight of per plant in grams and after sun drying, samples were dried in an oven at 70±1<sup>0</sup>c for 48 hrs or till constant and weighed. it was expressed in g m<sup>-2</sup>.

Weed Control Efficiency is a percentage that measures how much a weed control treatment reduces the number of weeds. It's calculated by comparing the amount of weeds in a treated plot to the amount in an untreated plot.

$$WCE = \frac{Wu - Wt}{Wu} \times 100$$

Where,

**Wu:** is the weed dry weight in the untreated plot,

**Wt:** is the weed dry weight in the treated plot

The collected data on various aspects of weeds during two years of experimentation Data obtained for statistical analysis of variance difference among mean of different treatments. The treatments means were compared using the Least Significant Differences test at 5% level of probability by using the Split-split Plot Design procedure as given by Fisher and Yates (1949). The data on population of individual weed species and their dry matter and spike deformities were

Comment [p6]: Where is the plot area?

analyzed after square root transformation ( $X = \sqrt{x+0.5}$ ). The treatment comparisons were made at 5 % level of significance.

### 3.0 Result and discussion: -

#### 3.1 Effect of treatments on population of total weeds ( $m^{-2}$ ):

The population of total weeds ( $m^{-2}$ ) depicted in (Fig. 1, 2 and 3) it is significantly varied with the rice varieties during both year of experimentation and tested on pooled basis. The minimum population of total weeds (7.52 (57.02), 7.15 (51.64) and 6.07 (37.42)  $m^{-2}$  at 45, 60 and 90 DAT, respectively) were recorded in Arize 6444 gold variety and maximum population of total weeds (7.87 (62.50), 7.49 (56.59) and 6.36 (40.96)  $m^{-2}$  at 45, 60 and 90 DAT, respectively) were recorded in PB 1509 variety of rice. This reduction may be attributed to the competitive growth characteristics of Arize 6444 Gold, which effectively suppresses weed establishment and growth [6].

Among both the herbicidal treatments the application of Triafamone 20% + Ethoxysulfuron 10 WG @ 225g  $ha^{-1}$  at 25 DAT were recorded minimum population of total weeds (6.08 (37.49), 5.50 (30.75) and 4.39 (19.76)  $m^{-2}$  at 45, 60 and 90 DAT, respectively) which was followed by Bispyribac-sodium 10% SC @ 20 g a.i.  $ha^{-1}$ . The maximum population of total weeds (10.17 (103.91), 10.37 (107.93) and 9.41 (88.95)  $m^{-2}$  at 45, 60 and 90 DAT, respectively) were recorded with control plot. This is an effective herbicide combination that significantly reduces the fresh weight of broadleaf weeds and sedges in rice crops [3].

Significantly lowest population of total weeds (7.58 (58.02), 7.21 (52.52) and 6.13 (38.05)  $m^{-2}$  at 45, 60 and 90 DAT, respectively) were recorded with the foliar spray of Zinc Sulphate 0.5% + Ferrous Sulphate 1% at 45 and 60 DAT which was followed by Zinc Sulphate 0.5% + Ferrous Sulphate 1% + Manganese Sulphate 0.1% at 45 and 60 DAT. The maximum population of total weeds (7.91 (63.10), 7.53 (57.13) and 6.39 (41.36)  $m^{-2}$  at 45, 60 and 90 DAT, respectively) were recorded with foliar spray of Zinc Sulphate 0.5% + Ferrous Sulphate 1% + Manganese Sulphate 0.1% + Borex 0.2% at 45 and 60 DAT. Lower weed density in hybrid rice with micronutrient application occurs because micronutrients enhance the crop's growth, vigour, and competitiveness, allowing rice to better outcompete weeds for resources like light, water, and nutrients [5].

#### 3.2 Effect of treatments on fresh weight of total weeds ( $g m^{-2}$ ):

The fresh weight of total weeds ( $g m^{-2}$ ) represented through graph in fig. (1, 2 and 3) significantly varied with the rice varieties during both year of experimentation data depicted in (Fig. 2). The minimum fresh weight of total weeds (8.33 (69.96), 8.29 (69.26) and 6.66 (44.90)  $g m^{-2}$  at 45, 60 and 90 DAT, respectively) was recorded in Arize 6444 gold variety and maximum fresh weight of total weeds (8.69 (75.95), 8.68 (75.94) and 6.98 (49.18)  $g m^{-2}$  at 45, 60 and 90 DAT, respectively) was recorded in PB 1509 variety of rice [2].

Among both the herbicidal treatments the application of Triafamone 20% + Ethoxysulfuron 10 WG @ 225g  $ha^{-1}$  at 25 DAT was recorded minimum fresh weight of total weeds (5.93 (35.71), 5.91 (35.43) and 4.51 (20.81)  $g m^{-2}$  at 45, 60 and 90 DAT, respectively)

**Comment [p7]:** The names and types of present weeds in the experimental plot must be displayed in detail.

It must be explained which one is denser than the other weeds and which one is less dense.

**3.1 weed flora.**

**3.2 Effect on weed populations ( $m^{-2}$ )**

**Comment [p8]:** It is preferable to include a subtitle explaining the effect of varieties on weed populations.

**3.2.1 Effect of rice variety on weed populations ( $m^{-2}$ ):**

**Comment [p9]:** What year are these results? The year must be clarified.

**Comment [p10]:** Variety however, the maximum population (7.87 (62.50), 7.49 (56.59) and 6.36 (40.96)  $m^{-2}$ ) were recorded in PB 1509 variety at 45, 60 and 90 DAT, respectively.

**Comment [p11]:** Subtitle  
**3.2.2 Effect of herbicidal treatments on weed populations ( $m^{-2}$ ):**

**Comment [p12]:** recorded the minimum weed population

**Comment [p13]:** Triafamone 20% + Ethoxysulfuron 10 WG treatment is an effective herbicide combination....

**Comment [p14]:** Subtitle  
**3.2.3 Effect of micronutrient on weed populations ( $m^{-2}$ ):**

**Comment [p15]:** However, the maximum population....

**Comment [p16]:** 3.3

**Comment [p17]:** The same subtitles mentioned above in my comments will be made in each parameter.

3.3.1 for variety.  
3.3.2 for herbicides.  
3.3.3 for micronutrients

**Comment [p18]:** While, maximum fresh weight

**Comment [p19]:** What is this number?

**Comment [p20]:** Recorded the minimum .....

which was followed by Bispyribac-sodium 10% SC @ 20 g a.i. ha<sup>-1</sup> (6.48 (42.44), 6.44 (41.91) and 5.27 (28.24) g m<sup>-2</sup> at 45, 60 and 90 DAT, respectively). The maximum fresh weight of total weeds (13.12 (172.63), 13.12 (172.68) and 10.69 (114.69) g m<sup>-2</sup> at 45, 60 and 90 DAT, respectively) was recorded with control plot [8].

**Comment [p21]:** On the contrary, the maximum fresh ....

**Comment [p22]:** What is this number!!

Significantly lowest fresh weight of total weeds (8.40 (71.04), 8.37 (70.62) and 6.73 (45.77) g m<sup>-2</sup> at 45, 60 and 90 DAT, respectively) was recorded with the foliar spray of Zinc Sulphate 0.5% + Ferrous Sulphate 1% at 45 and 60 DAT which was followed by Zinc Sulphate 0.5% + Ferrous Sulphate 1% + Manganese Sulphate 0.1% at 45 and 60 DAT (8.41 (71.26), 8.39 (70.86) and 6.74 (45.91) g m<sup>-2</sup> at 45, 60 and 90 DAT, respectively). The maximum fresh weight of total weeds (8.71 (76.35), 8.70 (76.15) and 6.99 (49.33) g m<sup>-2</sup> at 45, 60 and 90 DAT, respectively) was recorded with foliar spray of Zinc Sulphate 0.5% + Ferrous Sulphate 1% + Manganese Sulphate 0.1% + Borex 0.2% at 45 and 60 DAT [7].

**Comment [p23]:** !!!!!!!!!!!!!!!

**Comment [p24]:** 3.4

### 3.3 Effect of treatments on dry weight of total weeds (g m<sup>-2</sup>):

The dry weight of total weeds (g m<sup>-2</sup>) demonstrated through graph in fig. (1, 2 and 3) significantly varied with the rice varieties during both year of experimentation data depicted in (Fig. 3). PB 1509 (V<sub>1</sub>) consistently showed higher dry weed weight at all intervals (45, 60, and 90 DAT) compared to Arize 6444 Gold. The data for 2022 and 2023 showed PB 1509 had a slightly higher dry weed weight (4.79, 4.85, 4.37 at 45, 60, and 90 DAT respectively) compared to Arize 6444 Gold (4.60, 4.63, 4.18 at 45, 60, and 90 DAT respectively) [4].

**Comment [p25]:** The same subtitles mentioned above in my comments will be made in each parameter.

3.4.1 for variety.  
3.4.2 for herbicides.  
3.4.3 for micronutrients

Among both the herbicidal treatments indicating significant differences in weed management treatments the application of Triafamone 20% + Ethoxysulfuron 10 WG @ 225g ha<sup>-1</sup> at 25 DAT was recorded minimum dry weight of total weeds (3.32 (11.52), 3.35 (11.70) and 2.88 (8.80) g m<sup>-2</sup> at 45, 60 and 90 DAT, respectively) followed by with Bispyribac-sodium 10% SC @ 20 g a.i. ha<sup>-1</sup> spray at 25 DAT had significantly lower weed weight (3.60 at 45 DAT, 3.63 at 60 DAT, and 3.33 at 90 DAT, respectively) and the highest dry weed weight during all growth stages (7.15 at 45 DAT, 7.24 at 60 DAT, and 6.62 at 90 DAT) was found in Control [6].

The effect of adding more micronutrients, such as borax and silicon, showed a reduction in dry weed weights across the intervals. Significantly lowest dry weight of total weeds (4.63 (21.96), 4.68 (22.37) and 4.22 (18.33) g m<sup>-2</sup> at 45, 60 and 90 DAT, respectively) was recorded with the foliar spray of Zinc Sulphate 0.5% + Ferrous Sulphate 1% at 45 and 60 DAT which was followed by Zinc Sulphate 0.5% + Ferrous Sulphate 1% + Manganese Sulphate 0.1% at 45 and 60 DAT (4.63 (22.01), 4.69 (22.45) and 4.23 (18.38) g m<sup>-2</sup> at 45, 60 and 90 DAT, respectively). The maximum dry weight of total weeds (4.80 (23.51), 4.85 (24.05) and 4.38 (19.68) g m<sup>-2</sup> at 45, 60 and 90 DAT, respectively) was recorded with foliar spray of Zinc Sulphate 0.5% + Ferrous Sulphate 1% + Manganese Sulphate 0.1% + Borex 0.2% at 45 and 60 DAT [8].

**Comment [p26]:** Also, edit the text within each paragraph in the same manner as before above in my comments.

**Comment [p27]:** 3.5

### 3.4 Effect of treatments on weed control efficiency (WCE):

The data on weed control efficiency are represented through graph in fig. (1, 2 and 3). The maximum weed control efficiency (54.98, 55.20 and 54.54 % at 45, 60 and 90 DAT, respectively)

**Comment [p28]:** The same subtitles mentioned above in my comments will be made in each parameter.

3.5.1 for variety.  
3.5.2 for herbicides.  
3.5.3 for micronutrients

was recorded in Arize 6444 gold variety and minimum weed control efficiency (53.62, 53.89 and 53.15 % at 45, 60 and 90 DAT, respectively) was recorded in PB 1509 variety of rice. Weed Control Efficiency (WCE) was higher in the variety Arize 6444 gold, across all the growth stage(45, 60, and 90 days after transplanting (DAT)) compared to PB 1509. At 45 DAT, WCE for Arize 6444 gold was 54.98%, while PB 1509 had 53.64%. The similar trend remained at 60 DAT (55.20% for V<sub>2</sub> vs. 53.89% for V<sub>1</sub>) and 90 DAT (54.54% for V<sub>2</sub> vs. 53.15% for V<sub>1</sub>) [5].

Bispyribac-sodium and Triafamone + Ethoxysulfuron provided significantly better weed control, with Triafamone + Ethoxysulfuron10 WG @ 225g ha<sup>-1</sup> at 25 DAT consistently was recorded maximum weed control efficiency(83.86, 84.71 and 83.86 % at 45, 60 and 90 DAT, respectively) and minimum weed control efficiency (79.08, 78.93 and 77.67 % at 45, 60 and 90 DAT, respectively) was recorded with the application of Bispyribac-sodium10% SC@ 20 g a.i. ha<sup>-1</sup>at25DAT[3].

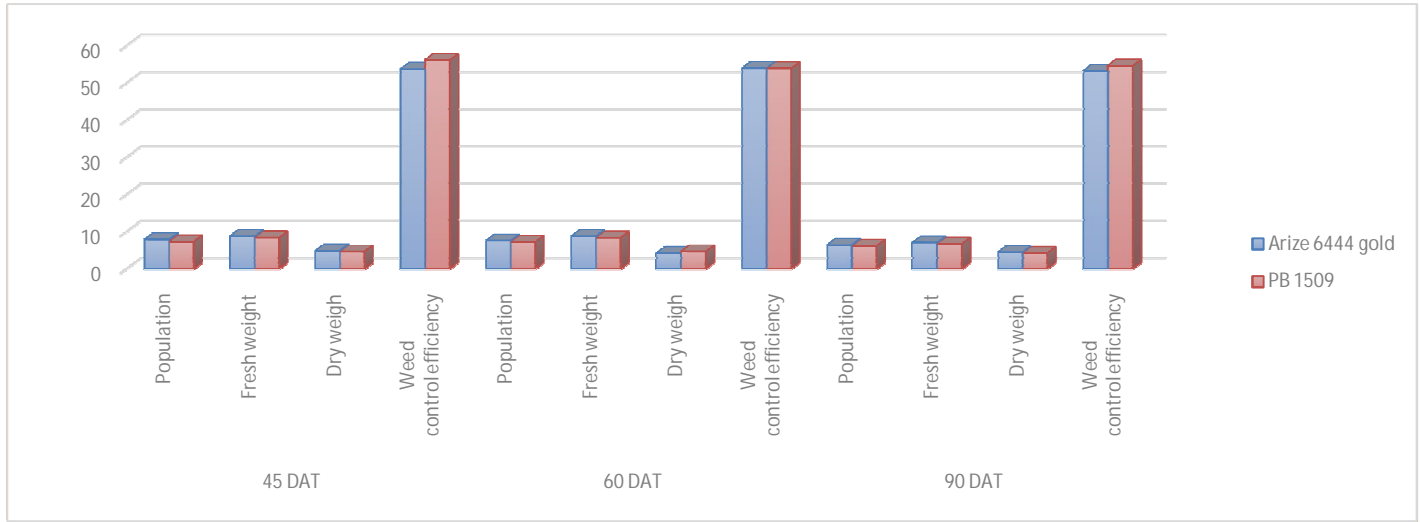
**Comment [p29]:** It is better for the researcher to diversify his scientific writing. When the entire scientific paper is written in one style, this is not good, and ultimately leads to the weakness of the paper.

**Comment [p30]:** The text in each paragraph must include the results of the second year. It is necessary to point out the results of the second year.

**Comment [p31]:**

Note:  
This paper is very lacking in scientific references. Please add more scientific references

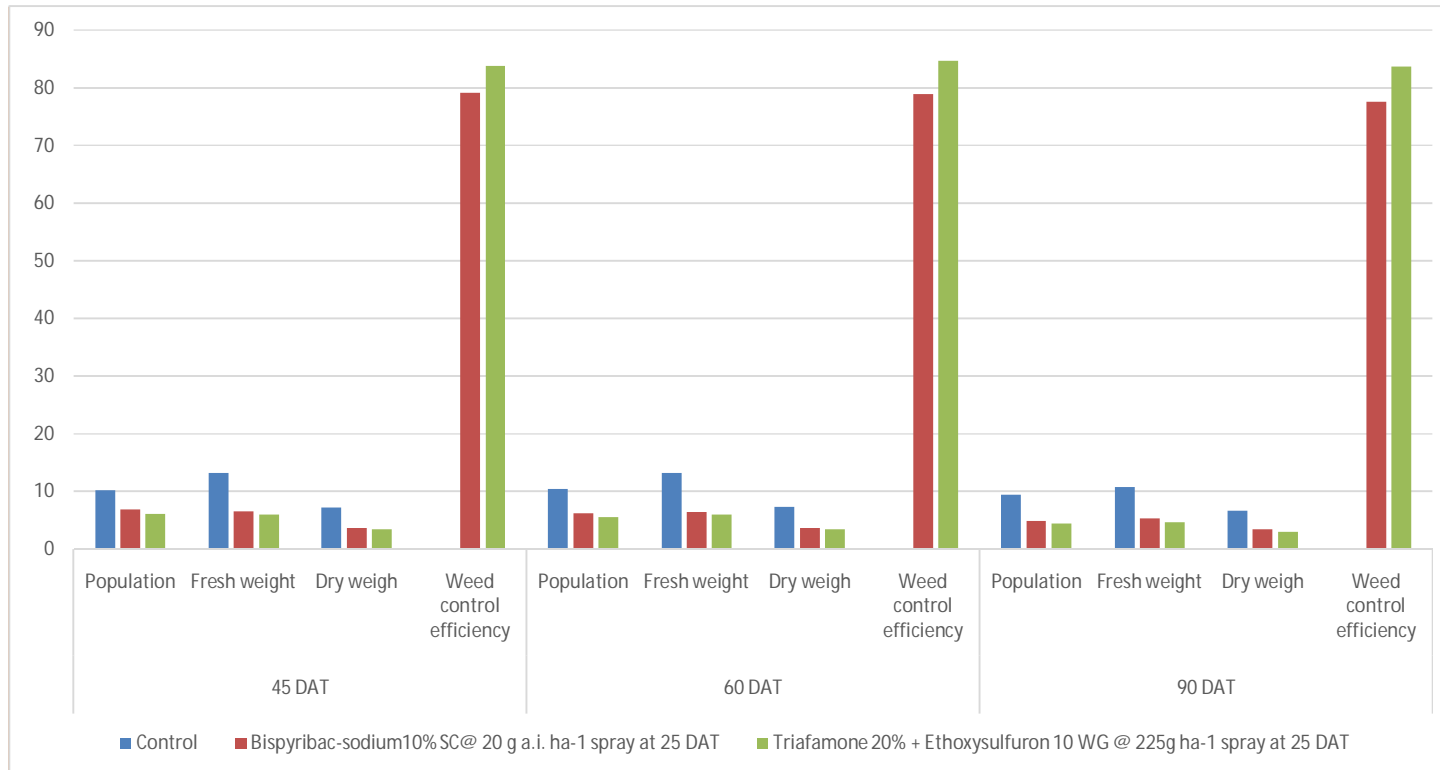
UNDER PEER REVIEW



**Comment [p32]:** Where are the results of the second year?

**Fig.1- Effect of herbicidal treatments on varieties**

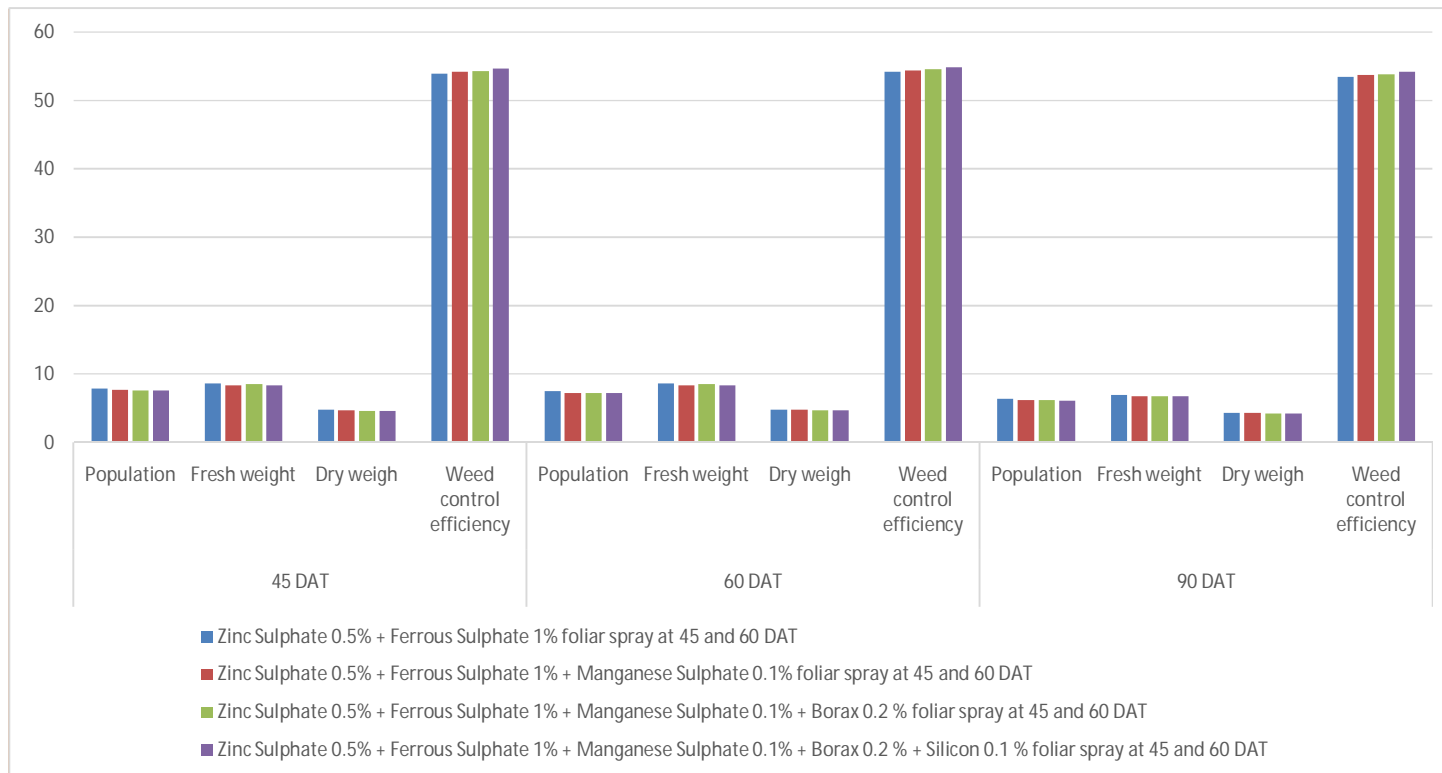
UNDER REVIEW



**Fig 2** Effect of herbicidal treatments on weed management

**Comment [p33]:** The same question  
Where are the results of the second year?

**Comment [p34]:** I don't see the results of the second year at all in the text or graphs, this is absolutely not correct. The results of scientific research must be for at least two years



Comment [p35]: The Same note mentioned above

**Fig. 3 Effect of micronutrients on weed management**

The addition of micronutrients showed relatively minor variations in WCE across treatments, Significantly the maximum weed control efficiency (54.70, 54.91 and 54.23 % at 45, 60 and 90 DAT, respectively) was recorded with the foliar spray of Zinc Sulphate 0.5% + Ferrous Sulphate 1% + Manganese Sulphate 0.1% + Borex 0.2% at 45 and 60 DAT which was followed by Zinc Sulphate 0.5% + Ferrous Sulphate 1% at 45 and 60 DAT (54.37, 54.60 and 53.91 % at 45, 60 and 90 DAT, respectively). The minimum weed control efficiency (53.96, 54.21 and 53.49 % at 45, 60 and 90 DAT, respectively) was recorded with foliar spray of Zinc Sulphate 0.5% + Ferrous Sulphate 1% + Manganese Sulphate 0.1% + Borex 0.2% + Silicon 0.1% at 45 and 60 DAT [5].

The highest WCE was observed with the spray of Zinc Sulphate 0.5% + Ferrous Sulphate 1% + Manganese Sulphate 0.1% + Borex 0.2% at 45 and 60 DAT at different growth (54.70% at 45 DAT, 54.91% at 60 DAT, and 54.23% at 90 DAT). The lowest WCE was noted in the Zinc Sulphate 0.5% + Ferrous Sulphate 1% + Manganese Sulphate 0.1% + Borex 0.2% + Silicon 0.1% at 45 and 60 DAT, but differences among treatments were not statistically significant as the value shows no significance (NS) at different growth stage.

### Conclusion:

There for assess the“Effect of herbicide and micronutrient spray on different varieties of rice (*Oryza sativa* L.)”on weeds flora, weed fresh weight, dry weight and weed control efficiency. There are three major conclusions can be drawn from research. Firstly, the effect of Variety Arize 6444 Gold variety had better weed suppression compared to PB 1509. Secondly, weed management treatment with Triafamone 20% + Ethoxysulfuron 10 WG @ 225g ha<sup>-1</sup> spray at 25 DAT, provided the most effective control of weed flora, weed dry weight, weed fresh weight, dry weight and weed control efficiency, across all the stage of growth. Thirdly, Among micronutrient treatments, the application of Zinc Sulphate 0.5% + Ferrous Sulphate 1% + Manganese Sulphate 0.1% + Borax 0.2 % + Silicon 0.1 % foliar spray at 45 and 60 DAT had a notable impact on reducing dry weed weight and significantly influenced on weed control efficiency.

### References:

1. **DAC&FW, (2022).** Directorate of Economics and Statistics, Department of Agriculture and Farmers Welfare, Ministry of Agriculture and Farmers Welfare, Government of India.
2. **Arthanari, P. M. (2023).** Weed management with Triafamone herbicide in transplanted rice ecosystem. *Emirates Journal of Food and Agriculture*, 4, 351-356.
3. **Basu, B. J., Swathi, P., Rao, N. S., and Naik, V. S. (2023).** Efficacy of Triafamone 18.52% SC on Weed Control and Yield in Direct Sown Rice. *International Journal of Environment and Climate Change*, 13(10), 4414-4422.
4. **Dehghannezhad, H., Zaefarian, F., Abbasi, R., and Otahsara, N.M. (2023).** weed management methods in direct-seeded rice (*Oryza sativa* L.). *Journal of Crop Production*, 16(4), 21-40.

5. **Ghosh, D., Singh, U. P., Brahmachari, K., Singh, N. K., and Das, A. (2017).** An integrated approach to weed management practices in direct-seeded rice under zero-tilled rice-wheat cropping system. *International Journal of Pest Management*, 63(1), 37-46.
6. **Joshi, N., Pandey, S. T., Singh, V. P., Kumar, A., and Gautam, P. (2019).** Weed management in direct-seeded rice (*Oryzasativa*) + brahmi (*Bacopamonnieri*) intercropping system. *Indian Journal of Agronomy*, 64(1), 23-27.
7. **Mohapatra, S., Tripathy, S. K., Tripathy, S. and Mohanty, A. K. (2021).** Effect of sequential application of herbicides on productivity and profitability of transplanted rice. 129-134.
8. **Pouramir, F., Yaghoubi, B., and Aminpanah, H. (2020).** Efficacy of new herbicides triafamone+ ethoxysulfuron, flucetosulfuron and pyrazosulfuron-ethyl on paddy fields weed control. *Iranian Journal of Field Crop Science*, 50(4), 127-136.
9. **Resurreccion, A. P., & Juliano, B. O. (1981).** Properties of poorly digestible fraction of protein bodies of cooked milled rice. *Plant Foods for Human Nutrition*, 31, 119-128.
10. **USDA (2021).** United States Department of Agriculture, National Agricultural Statistics Service. Farm Labor. Washington, D.C.
11. **Yoshihashi, T., Huong, N. T. T., and Inatomi, H. (2002).** Precursors of 2-acetyl-1-pyrroline, a potent flavor compound of an aromatic rice variety. *Journal of agricultural and food chemistry*, 50(7), 2001-2004.

**Comment [p36]:** The number of supporting references in your results and discussion must be increased.