

~~Evaluating the Biochemical Impact of D'General Bitters on Renal Function in Adult Male Wistar Rats~~

Comment [1]:

Comment [2]: Suggested title: **Effect of D'General Bitters Administration on Renal Function in Adult Male Wistar Rats**

Abstract

~~The present study evaluating the Biochemical Impact of D'General Bitters on Renal Function in Adult Male Wistar Rats. Herbal preparations, including bitters, have garnered significant interest in alternative medicine due to their perceived therapeutic properties. D'General Bitters, a commercially available herbal formulation, is promoted for its purported detoxifying, anti-inflammatory, and antioxidant properties. Animal models, particularly Wistar rats, are frequently used to study the renal effects of herbal remedies. Wistar rats are preferred due to their physiological and genetic similarities to humans, as well as their ability to metabolize xenobiotics in a manner comparable to humans. The rats were weighed before the commencement of experiment using a 6000g capacity weighing scale (with model number WT6000GT produced by Want balance instrument company limited, China). The impact of D'General Bitters on renal function markers such as creatinine, urea, and uric acid is particularly revealing, as each marker provides insight into different aspects of kidney function and metabolic processes. The observed results suggest that while certain constituents may have potential health benefits, others could pose risks, especially concerning kidney function at higher doses or prolonged exposure. These effects are consistent with documented outcomes from similar herbal compounds, reinforcing the need for cautious use.~~

Comment [3]: The authors are requested to rewrite the entire abstract thus: Background, aim, methods, results and conclusion. It can be structured or joined together depending on the journal's requirements.

Comment [4]:

Keywords: Genetic similarities, Xenobiotics, Blood urea Nitrogen, kidney health

Comment [5]: Arrange the keywords in alphabetical order.

1. INTRODUCTION

The kidneys play a vital role in maintaining homeostasis by regulating fluid balance, electrolyte levels, and the elimination of metabolic waste products. They are particularly susceptible to biochemical alterations induced by both endogenous and exogenous substances. Renal function assessments often involve evaluating levels of key biomarkers, including serum creatinine, serum uric acid and blood urea nitrogen (BUN), which are critical indicators of glomerular filtration and overall kidney health [1].

Comment [6]: Reference (s)?

Herbal preparations, including bitters, have garnered significant interest in alternative medicine due to their perceived therapeutic properties. D'General Bitters, a commercially available herbal formulation, is promoted for its purported detoxifying, anti-inflammatory, and antioxidant properties. However, the precise biochemical impact of D'General Bitters on renal physiology remains largely unexplored. This is particularly important as the kidneys are frequently involved in the detoxification of ingested compounds, making them susceptible to potential nephrotoxic effects [2].

Comment [7]: Reference

Previous studies have indicated that certain plant-based formulations may induce either protective or adverse effects on renal function, often depending on the bioactive constituents and their metabolic pathways [3]. Common constituents in bitters include phytochemicals such as saponins, flavonoids, and alkaloids, which are known for their antioxidants and anti-

inflammatory effects but may also pose nephrotoxic risks under prolonged or high-dose exposure [4, 5].

Animal models, particularly Wistar rats, are frequently used to study the renal effects of herbal remedies. Wistar rats are preferred due to their physiological and genetic similarities to humans, as well as their ability to metabolize xenobiotics in a manner comparable to humans. Studies on rats have shown that exposure to various herbal extracts can lead to significant alterations in renal biomarkers, oxidative stress levels, and histopathological changes, providing insight into potential mechanisms of toxicity or protection [6-8].

Comment [8]: Reference

Considering this, examining the effects of D'General Bitters on renal biomarkers and kidney tissue morphology in adult male Wistar rats could provide valuable insights into its safety and efficacy. Understanding these impacts is crucial, given the growing usage of herbal supplements globally, and it will inform safer consumption practices and guide further clinical research on herbal formulations' renal effects.

2. MATERIALS AND METHODS

2.1 Materials

2.1.1 Animals

The animal models used for this study were 20 male adult Wistar rats. The rats weighed between 90g to 160g. The rats were supplied by a local farm (in Nsukka, Enugu state, Nigeria), and were allowed to acclimatize for period of one week with free access to food and water. The health status of the animals was certified by a veterinarian before it was humanely transported to the research facility, and when the animals were housed at the research facility. The rats were housed in comfortable spacious cages with a 12-hour dark / light cycle. The health status of the rats was closely monitored during the experiment. All the procedures were carried out in strict compliance with the guidelines of the ethics committee of Faculty of Basic Medical Sciences of Nnamdi Azikiwe University, Nnewi campus, Nigeria.

Comment [9]: What is the reason for this huge weight range?

Comment [10]: Rephrase please.

Comment [11]: Include the state

Ethical approval

Ethical approval was sought and given to conduct this study by the (name of the ethical committee). The ethics approval number for this research is NAU/CHS/NC/FMBS/573, dated 4th August 2023.

2.1.2 Feed, reagents, chemicals and drugs

The following materials were used for to carry out this study: D'General Bitters herbal drink supplied by the sole distributor in Nkwo Nnewi market, Nnewi; Top feeds Grower's mash Super-Deluxe Animal Feed produced be Eastern Premier Feed mills Ltd, a subsidiary of Premier Feeds Mills Co. Ltd, Plateau state, Nigeria; 10% Formal saline, normal saline, chloroform, distilled water, alcohol (100%), xylene, sodium citrate, ethanol (100%), and paraffin wax supplied by the Department of Anatomy, Nnamdi Azikiwe University; Haematoxiniln (produced by Number Lab. Chemicals, India); Eosin (produced by Kem Light Lab. India); Dragendorff's

reagent; Benedict's reagent; Analytical grade reagents (produced by Syntro Research Inc., USA).

Comment [12]: Rephrase

2.2 Methods

2.2.1 Experimental Protocol

The rats were divided into four groups of five rats each; and then housed in four big, meshed cages. Group A served as the control group while groups B, C and D served as the experiment groups. Rats in group A were fed with water and feed only. Group B received 0.2ml of D'General Bitters solution daily, group C received 0.4mls of D'General Bitters solution daily, and Group D received 0.8mls of D'General Bitters daily.

Comment [13]: How did you arrive at your dosage?
What is the route of administration?

The rats were weighed before the commencement of experiment using a 6000g capacity weighing scale (with model number WT6000GT produced by Want balance instrument company limited, China). The rats were fed *ad-libitum* on standard pelleted mash and clean tap-water during the entire course of the acclimatization and experiment periods. The cages and environment were kept clean and disinfected daily.

Comment [14]: This looks like a repetition.
Delete the sentence.

2.2.2 Acute Toxicity Test

The median lethal dose of D'General Bitters was carried determined by using Dietrich Lorke's method [9].

Comment [15]: This should come before the treatment regimen

2.2.3 Animal Euthanasia

The rats were humanely euthanized via humane cervical dislocation.

2.2.4 Blood collection

Blood samples were collected via ocular puncture into plastic plain tubes. The blood samples were allowed to stand for 30 mins to ensure complete clotting. The clotted blood sample was centrifuged (using 800D Electric Centrifuge Machine with 4000RPM W/ 6X20MI Rotor capacity) at 2500rpm (rotary per minutes) for 10 min and clear serum samples were aspirated off and stored frozen at -2⁰C until required for ~~biochemical~~ kidney function assay analysis.

Comment [16]: Did you collected blood sample without any light anesthesia?

2.2.5 Phytochemical analysis

The following constituents were qualitatively and quantitatively evaluated – saponins, tannins, flavonoids, steroids, alkaloids, cardiac glycosides, reducing sugars, proteins, carbohydrates, and terpenoids. The study employed standard phytochemical analyses procedures [10].

Comment [17]: This should come before animal experimentation

2.2.6 Kidney Function Test

The ~~biochemical~~ parameters ~~assayed~~ analyzed in the serum samples included urea, creatinine, and uric acid. The study followed the established procedures outlined for kidney function testing [11].

2.3 Statistical Analysis

The data collected in this study were analyzed with IBM's Statistical Package for Social Sciences (SPSS) version 25. A 95% confidence level was used for the hypothesis testing. Both descriptive and inferential analyses were conducted. A two-way ANOVA was applied to examine the differences between the control and experimental groups.

2.4 Duration of the study

The study spanned a total of 12 weeks, with a two-week acclimatization period for the rats, followed by a six-week experimental phase. Data analysis was conducted over the final four weeks.

Comment [18]: Delete this sentence and state the weeks in treatment regimen or the experimental protocols

3. RESULTS

3.1 Impact of D'General Bitters on Levels of Urea, Creatinine, and Uric Acid

Creatinine levels were markedly elevated in groups C and D relative to the control, with a modest elevation observed in group B (Figure 1). Statistical analysis confirmed that the increase was significant exclusively for group C, while the elevations in groups B and D did not reach statistical significance (Table 1).

Comment [19]: How do you mean by the word modest?

Comment [20]: Creatinine levels showed a significant elevation in group C compared to control while its level was not significantly elevated in groups B and D compared with control. Also compare your results within the groups.

Urea levels in Groups B and C were markedly elevated relative to the control, whereas Group D demonstrated a significant reduction (Figure 2). Statistical analysis confirmed these variations to be significant across all experimental groups (Table 1).

Uric acid levels were markedly decreased in Groups C and D, while a slight elevation was observed in Group B relative to the control (Figure 3). Hypothesis testing confirmed these changes as statistically significant across all experimental groups (Table 1).

Comment [21]: There is nothing like slight, modest or whatever. Results are either significant or not significant. Kindly state this.

3.2 Phytochemical analysis results of D'General Bitters

Comment [22]: This should come first

The phytochemical analysis of D'General Bitters identified multiple compounds, such as proteins (0.07 mg/ml), alkaloids (0.23% w/v), flavonoids (0.4% w/v), reducing sugars (0.16% w/v), glycosides, and amino acids (refer to Tables 2 and 3). However, the study did not quantify the exact levels of amino acids and glycosides present in the herbal drink (Table 3).

4. DISCUSSION, CONCLUSIONS AND RECOMMENDATIONS

4.1 Discussion

The impact of D'General Bitters on renal function markers such as creatinine, urea, and uric acid is particularly revealing, as each marker provides insight into different aspects of kidney function and metabolic processes.

Creatinine, a waste product formed from muscle metabolism, is a primary marker for assessing renal function. Elevated levels of creatinine are indicative of compromised kidney function, as the kidneys are primarily responsible for filtering creatinine out of the blood. The significant elevation in creatinine levels observed in group C, with a modest, non-significant increase in groups B and D, suggests a potential nephrotoxic effect associated with certain dosages or durations of D'General Bitters administration. This pattern aligns with findings in related studies on herbal supplements, where certain phytochemicals in high concentrations can impair kidney function by causing oxidative stress or by interfering with renal filtration processes [12, 13].

Comment [23]: Reference please.

Comment [24]: reference

Comment [25]: Don't mention significant or not significant here. Discuss your observation in details and compare with previous investigation if any. Highlight the implications of the increase in each parameter.

Urea levels, another critical indicator of renal function, were markedly elevated in groups B and C, whereas a significant reduction was observed in group D. The elevated urea in groups B and C may indicate a disruption in protein metabolism or reduced renal clearance, aligning with findings in studies that connect some herbal compounds to increased nitrogenous waste products [14]. Interestingly, the reduction in urea levels in group D might be attributed to a potential adaptive response of the kidneys to prolonged or different exposure levels to D'General Bitters, although this warrants further investigation.

Comment [26]: See the previous comment

The observed decrease in uric acid levels in groups C and D, along with a slight increase in group B, underscores an intriguing biochemical modulation by D'General Bitters on purine metabolism. While elevated uric acid is often associated with gout and other metabolic issues, decreased levels could imply enhanced clearance or altered metabolism. Notably, certain phytochemicals, particularly flavonoids and alkaloids, are known for their uricosuric properties, potentially explaining these findings [15]. However, the pharmacokinetics and dose-dependent effects of D'General Bitters on uric acid metabolism should be investigated further to clarify these results.

Comment [27]: See the previous comment

The phytochemical profile of D'General Bitters revealed compounds like flavonoids, alkaloids, glycosides, and proteins, each known to influence metabolic pathways and renal function. Flavonoids, for instance, are documented for their antioxidant properties, which might modulate oxidative stress in renal tissues. Alkaloids, while beneficial in some therapeutic contexts, can exert nephrotoxic effects if present in high concentrations or under prolonged exposure [12, 16].

Comment [28]: This should come first

The presence of reducing sugars and glycosides could further interact with kidney functions through their influence on cellular metabolism and membrane permeability.

4.2 Conclusions

This study provides preliminary evidence that D'General Bitters may significantly impact renal function markers, with varied effects on creatinine, urea, and uric acid levels, likely due to its complex phytochemical composition. The observed results suggest that while certain constituents may have potential health benefits, others could pose risks, especially concerning kidney function at higher doses or prolonged exposure. These effects are consistent with documented outcomes from similar herbal compounds, reinforcing the need for cautious use.

4.3 Recommendations

1. **Dosage Control and Monitoring:** Given the renal implications observed, it is advisable that consumers adhere strictly to recommended dosages, avoiding prolonged or excessive use of D'General Bitters.
2. **Further Research:** Long-term studies with varied doses are recommended to fully understand the nephrotoxic potential and dose-dependent effects of D'General Bitters, especially on renal filtration markers.
3. **Regulation and Labeling:** Standardized labeling to detail the concentrations of active phytochemicals could better inform consumers and healthcare providers about potential health impacts.
4. **Clinical Assessment:** Healthcare professionals should consider inquiring about herbal supplement usage in patients with altered renal function markers and advise accordingly.

Comment [29]: Is there any recommended dose for all these bitters?

Declarations

This research article is an original article. It has not been submitted for review to another journal and has not been published in any journal or conference proceedings.

The products used for this research are commonly and predominantly used products in our area of research and country. There is absolutely no conflict of interest between the authors and producers of the products because we do not intend to use these products as an avenue for any litigation but for the advancement of knowledge.

Ethics approval and consent to participate

The ethical approval was obtained from the ethical committee of the Faculty of Basic Medical Sciences, College of Health Sciences, Nnamdi Azikiwe University, Nnewi campus. The certification number is NAU/CHS/NC/FMBS/579, on the 27th of July 2023. All the authors gave full consent to participate in the study.

Consent for publication

Authors enlisted in this manuscript have given full consent for this draft article to be submitted to the Asian Journal of Research and Reports in Urology.

Availability of data and materials

The datasets generated during and / or analyzed during the current study are available within the text.

Competing interests

Authors have declared that no competing interests exist.

Authors' contribution

This work was carried out in collaboration of all authors; and all authors read and approved the final manuscript. Author Darlington Nnamdi Onyejike (DNO) conceptualized the study, designed the study, wrote the experimental protocol, supervised the experiment, carried out the data analysis and wrote the first draft of the manuscript. Author Ugochukwu Samuel Aguwa (USA) reviewed the draft. Author Fortune Oghenekaro Abrukwe (FOA) carried out the experiment, managed the animals, managed the literature searches and curated the data.

Acknowledgements

We wish to extend our sincere gratitude to Dr Emmanuel Ezeokafor and Dr Albert Nwamaradi of Nnamdi Azikiwe University for their support during this research.

Funding

This research was supported by Tertiary Education Trust Fund of the Federal Republic of Nigeria [grant number is TETF/DR&D/CE/UNI/AWKA/IBR/2024/VOL.II].

REFERENCES

1. Smith J, Brown D. Biomarkers of kidney function: past, present, and future. *Nephrology*. 2019; 25 (2): 120-129.
2. Zhang Z, Fang X. Herbal remedies and renal health: a comprehensive review. *Phytomedicine*. 2018; 18 (4): 210-217.
3. Williams M, Kofi A. Plant-based nephroprotective agents and their biochemical pathways. *Journal of Ethnopharmacology*. 2017; 120 (5): 431-441.
4. Dikeogu U, Ilori C. Phytochemical effects on renal function: a review of saponins and flavonoids. *Phytotherapy Research*. 2020; 34 (6): 567-573.
5. Ahmed R, Bello J. Alkaloids in herbal bitters: assessing nephrotoxic risks. *Journal of Medicinal Plants Research*. 2021; 12 (3): 112-119.
6. Kim H, Lee J. Evaluating nephrotoxicity in Wistar rats exposed to herbal extracts. *Toxicology Reports*. 2019; 5: 67-75.
7. Onyejike DN, Akukwu DC, Ezeugo CR, Nwamaradi AT, Onyejike IM, Okwuonu IF, et al. Nephrotoxic effects of Odogwu Bitters Herbal Drink in adult male Wistar rats. *Nigerian Journal of Basic and Clinical Sciences*. 2024. [In Press].
8. Onyejike DN, Aladeyelu OS, Onyejike IM, Nwankwo OK. Biochemical Effects of Goko Cleanser Herbal Mixture on the Kidney of Adult Female Wistar Rats. *International Invention of Scientific Journal*. 2018; 2 (4): 117-129.
9. Lorke D. A new approach to practical acute toxicity testing. *Archives of Toxicology*. 1983; 54 (4): 275-287.
10. Mathivha PL, Msagati TAM, Thibane VS, Mudau FN. Phytochemical Analysis of Herbal Teas and Their Potential Health, and Food Safety Benefits: A Review. 2020. In: Sen S, Chakraborty R (eds). *Herbal Medicine in India*. Springer, Singapore.

11. Onyejike DN, Aladeyelu SO, Onyejike IM, Nwankwo OK. Biochemical Effects of Goko Cleanser (Herbal Mixture) on the Liver of Adult Female Wistar Rats. *International Invention of Scientific Journal*.2018; 2 (5): 164–176.
12. Iwalewa EO, McGaw LJ, Naidoo V, Eloff JN. Inflammation: The foundation of diseases and disorders. In: Medicinal Plants for Healthcare. *Planta Medica*. 2007; 73 (8): 603-616.
13. Oboh G, Rocha JB. Antioxidant in foods: A new challenge for food processors. Leading-edge antioxidant research. New York: Nova Science Publishers; 2007. p. 35-64.
14. Nuhu H, Aliyu AB. Effects of different levels of aqueous Moringa leaf extract on blood glucose and lipid profile in hyperglycemic rats. *Asian Journal of Plant Science Research*. 2008; 1 (3): 24-34.
15. Wang T, Wang L, Zhang Y, Wang Y, Fan W, Cai Y. Uric acid lowering efficacy of plant food supplements. *Phytotherapy Research*. 2014; 28 (12): 1811-1820.
16. Kroll DJ, Shaw HS, Oberlies NH. Dietary supplements containing natural products: Regulatory challenges and research resources for efficacy and safety. *Pharmacology & Therapeutics*. 2007; 112 (2): 538-548.

Table 1: Impact of D'General Bitters on Serum Creatinine, Urea, and Uric Acid Level

Groups	Creatinine (mg/dl)		Urea (mg/dl)		Uric acid (mg/dl)	
	MEAN±STD	P-value	MEAN±STD	P-value	MEAN±STD	P-value
Group A	0.33±0.01	-	41.83±3.60	-	10.80±1.20	-
Group B	0.59±0.02 ^a	0.696	46.78±0.57 [#]	0.048	12.67±0.73 [#]	0.014

Group C	2.17±1.58 [#]	0.024	53.14±1.73 [#]	0.001	12.64±0.24 [#]	0.015
Group D	1.30±0.27 ^a	0.179	31.59±3.26 [#]	0.001	12.83±0.33 [#]	0.009
F-ratio	3.114	-	36.864	-	5.159	-

Data was analyzed using ANOVA followed by post Hoc LSD comparison and values were significant at $P \leq 0.05$. [#]: significant, ^a: not significant, STD: standard deviation.

Table 2: Phytochemical test of D'General Bitters (Qualitative test)

Phytochemical constituent	Test (s)	D' General Bitters
ALKALOIDS	Mayer's	-
	Dragendorff's	+
	Wagner's	

Hager's		
FLAVONOIDS	Lead acetate test	+
	Alkaline reagent test	-
REDUCING SUGARS	Benedict's test	+
	Fehling's test	+
SAPONINS	Frothing test	-
PROTEINS	Millon's test	+
	Precipitation test	
	Lead acetate	+
	Copper sulphate	+
TANNINS	Ferric Chloride test	-
AMINO ACIDS	Ninhydrin test	+
STEROIDS	Salkowski test	-
TRITERPENOIDS	Salkowski test	-
GLYCOSIDES	General test	+

Table 3: Phytochemical test of D'General Bitters (Quantitative test)

Phytochemical	Quantity
Protein	0.07 mg/ml
Alkaloid	0.23 % w/v

Flavonoid

0.4 % w/v

Reducing sugar

0.16 % w/v

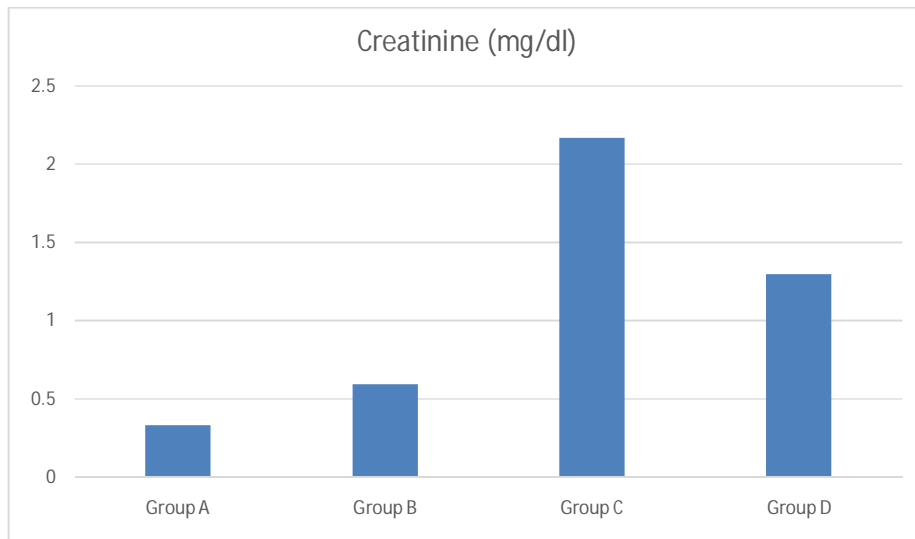


Figure 1: Chart showing the creatinine level of the groups

Comment [30]: There is no error bar and significant level in the chart.

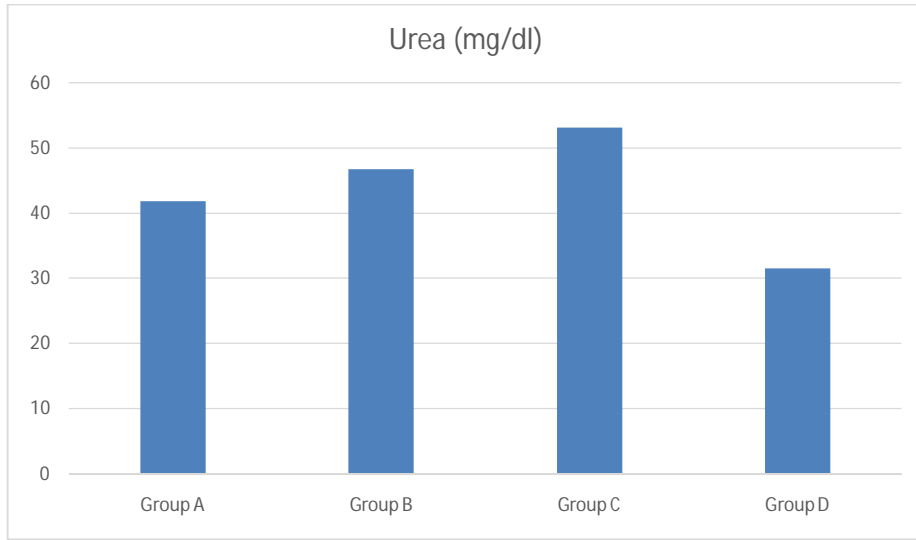


Figure 2: Chart showing urea level of the groups

Comment [31]: See my comment on figure 1

UNDER PEE

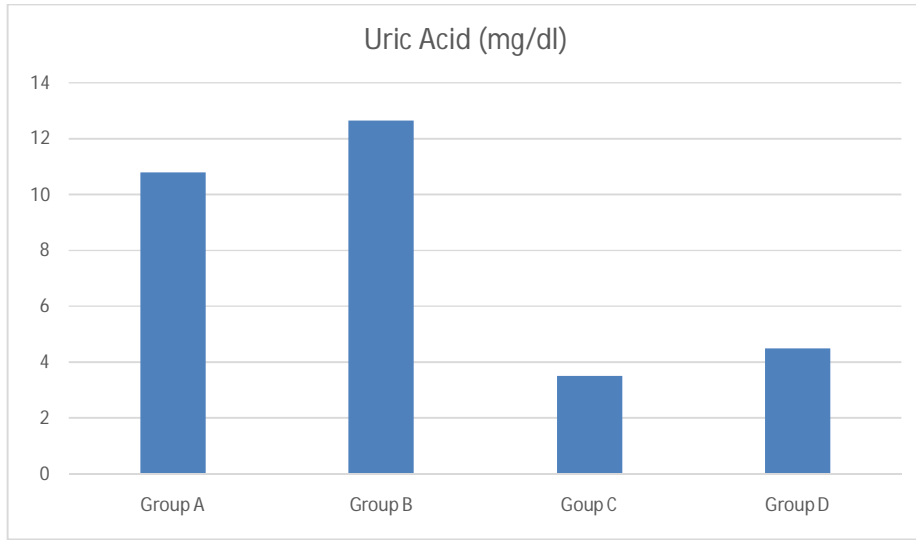


Figure 3: Chart showing uric acid level of the groups

Comment [32]: See my comment on figure 1

UNDER PLE

UNDER PEER REVIEW