

Machine Learning-Enabled Smart Sensors for Real-time Industrial Monitoring: Revolutionizing Predictive Analytics and Decision-making in Diverse Sector

Abstract

This study examines the integration of machine learning (ML) algorithms with smart sensors across manufacturing, energy, and healthcare sectors to evaluate their impact on real-time industrial monitoring, predictive maintenance, and operational efficiency. Data were collected from the UCI Machine Learning Repository and Kaggle, encompassing sensor performance metrics (accuracy, anomaly detection rate, and response time). Time series and regression analyses were applied to measure the impact on machine uptime and fault detection rates. Results reveal a 5.5% increase in machine uptime, from 91.5% to 97%, following ML-enabled sensor integration. Cost-benefit analysis demonstrates that the energy sector achieves the highest financial returns, with a 33.3% ROI and positive Net Present Value over five years. Findings emphasize that infrastructure compatibility is critical to sensor adoption, underscoring the need for adaptable frameworks. Recommendations include adopting edge computing and digital twin technologies to facilitate integration with legacy systems and drive sector-wide implementation.

Keywords: Machine Learning, Smart Sensors, Predictive Maintenance, Operational Efficiency, Cost-Benefit Analysis

1. INTRODUCTION

The rapid convergence of machine learning (ML) and Internet of Things (IoT) technologies is reshaping industrial monitoring, bringing notable advancements in predictive analytics and real-time decision-making (Andronie et al., 2021). In Industry 4.0, ML-enabled smart sensors are pivotal in driving data-driven operations across manufacturing, energy, agriculture, and healthcare (Bzai et al., 2022). By gathering and analyzing extensive volumes of operational data, these sensors allow industries to optimize workflows, mitigate downtime, and improve resource efficiency (Ahmad et al., 2022). This movement toward intelligent monitoring reflects a growing demand for predictive maintenance, enabling organizations to anticipate equipment failures, efficiently allocate resources, and enhance safety (Lee et al., 2020; Akinola et al., 2024). Moreover, integrating ML algorithms with smart sensors empowers systems to capture real-time data and respond adaptively to changing conditions, underscoring automation's increasing role in contemporary industrial practices (Sharma et al., 2024).

The global market for smart sensors is anticipated to grow at a Compound Annual Growth Rate (CAGR) of over 20% in regions like Asia-Pacific within the next decade, while in comparison, North America holds over 34% of the global market as of 2023 (Grandview Research, 2023; Olaniyi, 2024). This trend highlights the importance of real-time data for operational decision-making and efficiency improvements, prompting major corporations such as General Electric (GE) and Siemens to develop platforms like GE's Predix and Siemens' MindSphere (Majhi & Mohanty, 2024). These platforms utilize ML-enabled sensors for predictive maintenance, asset management, and workflow optimization, enabling companies to incorporate real-time data into their operations, thereby broadening the scope of intelligent monitoring (Siemens, 2024; Olaniyi et al., 2024).

In manufacturing, ML-enabled smart sensors improve machine uptime and product quality by facilitating predictive maintenance systems that detect early signs of wear, reducing unexpected failures by up to 70% and lowering maintenance costs by 30% (Van Dinter et al., 2022; Olabanji et al., 2024). Siemens Sitrans SCM IQ system, launched in 2021, illustrates these benefits, using vibration and temperature sensors to achieve a 10% reduction in downtime. Recent 5G advancements further support these capabilities, enabling the rapid transmission of high-volume data necessary for remote monitoring and upholding production standards (Apyh et al., 2023). Additionally, digital twin technology—digital replicas of machinery—has gained prominence by enabling remote testing and maintenance, enhancing reliability and operational efficiency.

Similarly, the energy sector has benefited significantly from ML-enabled smart sensors, which are essential in monitoring and managing energy distribution networks (Mihai et al., 2022). Technologies like Amazon's AWS Monitron and Lookout for Equipment, introduced in 2020, enable energy companies to proactively monitor assets, reduce repair costs, and extend equipment lifespan (Selesi-Aina et al., 2024). This proactive monitoring aligns with sustainability objectives by minimizing energy waste and enhancing the reliability of energy delivery (Saboo & Shekhawat, 2024; Mishra & Singh, 2023). As real-time data processing advances, ML-powered solutions are expected to support resource conservation further and optimize energy usage, critical components in today's energy management (Olaniyi et al., 2024b).

In healthcare, ML-enabled smart sensors are becoming indispensable in continuous patient monitoring, particularly wearable devices that track vital signs and offer real-time health insights. These sensors use ML algorithms to analyze health data, allowing early detection of health risks and timely medical intervention (Revathi et al., 2024). This capability is crucial in healthcare settings, where operational efficiency and patient safety are paramount. By enabling continuous monitoring, smart sensors help healthcare providers optimize resource allocation and improve patient outcomes, thus supporting preventive care and efficient service delivery (Shajari et al., 2023; Al-Jaroodi et al., 2020).

However, despite the benefits of ML-enabled smart sensors, several challenges persist. Data privacy remains a primary issue, especially as industries navigate complex regulations regarding data ownership and protection (Arigbabu et al., 2024). In Europe, stringent data protection standards complicate data-sharing agreements, leading companies—particularly in regulated sectors—to hesitate in sharing operational data with third-party providers (Nemer et al., 2024). This reluctance can impact predictive maintenance performance, as effective maintenance scheduling requires transparent data access (Ahmad et al., 2022). The "Machine as a Service" (MaaS) model has emerged as a partial solution, aligning vendor and client interests and mitigating privacy concerns, though data security remains a substantial barrier (Firouzi et al., 2020; Oladoyinbo et al., 2024).

Cost is another critical challenge, especially for smaller organizations. Implementing smart sensor technology requires substantial investments in specialized hardware, data storage, and skilled personnel, often making the initial costs prohibitive for small and medium-sized enterprises (SMEs) (Firouzi et al., 2020). Predictive maintenance models, like SKF's bearing maintenance service, demonstrate these cost constraints, which limit accessibility for smaller firms. Many older industrial environments face compatibility issues, as legacy systems may lack the necessary infrastructure to support advanced IoT functionalities (Nizetic et al., 2020). These integration barriers underscore the need for adaptable solutions to bridge the gap between existing systems and emerging technologies, facilitating a smoother transition toward automated monitoring (Allioui & Mourdi, 2023).

Advancements in edge computing and 5G connectivity are expected to address some of these challenges by enabling faster data processing and reducing latency. Edge computing, which processes data closer to

the sensor, reduces transmission delays, allowing immediate responses to emerging issues (Carvalho et al., 2021). Digital twin technology is also projected to enhance predictive maintenance, enabling real-time remote simulations of equipment behavior and identifying potential problems before they occur, thus reducing downtime (Mihai et al., 2022).

As demand for ML-enabled sensors rises, nearly 70% of manufacturing facilities will adopt these technologies by 2030 (Rashid & Kausik, 2024). Integrating these sensors in predictive maintenance, decision-making, and safety protocols is set to lead industries toward more resilient, cost-effective operations. As these technologies redefine industrial standards, the convergence of ML and IoT is positioned to transform real-time process management, impacting efficiency, safety, and productivity across diverse sectors (Allioui & Mourdi, 2023). This research aims to achieve the following objectives:

1. To evaluate the integration of machine learning algorithms with smart sensor technologies in real-time industrial monitoring, examining their role in predictive maintenance and early fault detection.
2. To analyze the cost-benefit implications of implementing machine learning-enabled smart sensors across different industrial sectors, focusing on cost savings, reduced downtime, and improved resource allocation.
3. To identify and assess challenges and limitations associated with adopting smart sensor technology in industrial applications, including data privacy concerns, high implementation costs, and skill requirements.
4. To recommend strategies for advancing the adoption and integration of machine learning-enabled smart sensors in industrial monitoring, focusing on leveraging edge computing, 5G connectivity, and digital twin technology to enhance predictive maintenance and operational efficiency.

2. Literature Review

Integrating machine learning-enabled smart sensors across manufacturing, energy, and healthcare sectors has introduced substantial advancements in operational efficiency, predictive maintenance, and resource management (Andronie et al., 2021). In the manufacturing sector, such sensors play a critical role in equipment health monitoring by detecting early malfunction signs, thereby significantly reducing unexpected downtime and production delays (Bzai et al., 2022). Siemens Sitrans SCM IQ, for instance, exemplifies this approach by continuously monitoring machinery through vibration and temperature data, resulting in a 10% reduction in downtime and an enhancement in product quality (Siemens, 2021). Enhanced by 5G connectivity, these systems enable swift data transmission, facilitating real-time responses to equipment anomalies. The adoption of digital twin technology further optimizes predictive maintenance by simulating physical processes within virtual models, which pre-emptively identify flaws to ensure operational stability and prolong equipment lifespan (Werbińska-Wojciechowska et al., 2024; Van Dinter et al., 2022; Olaniyi et al., 2024c).

In the energy sector, machine learning-enabled smart sensors support efficient distribution and rigorous maintenance of critical infrastructure (Mishra & Singh, 2023; Ahmad et al., 2022). By monitoring essential components, such as turbines, transformers, and power lines, these sensors enable early fault detection, lowering maintenance costs and system failures (Swain et al., 2022). Amazon's AWS Monitron and Lookout for Equipment exemplify this innovation by identifying operational irregularities within energy assets, thus advancing preventive maintenance strategies that extend equipment life and contribute to sustainability efforts by reducing energy waste (Mahalle et al., 2023). The research underscores that machine learning-enabled predictive maintenance can decrease equipment failures by nearly 30% and reduce repair costs

considerably, a critical improvement for energy providers facing growing demands for operational efficiency and sustainability (Arafat et al., 2024).

In healthcare, machine learning-enabled sensors have revolutionized patient monitoring, particularly through wearable devices that continuously track key health metrics, facilitating prompt medical intervention when necessary (Al-Jaroodi et al., 2020). These devices improve patient outcomes by delivering early alerts of potential health anomalies, allowing healthcare providers to allocate resources efficiently and prioritize urgent cases (Shajari et al., 2023). Studies demonstrate that these sensors enhance diagnostic accuracy and empower medical professionals to make data-driven, timely decisions—a capability especially valuable in critical care settings where rapid response can significantly influence patient recovery (Li et al., 2023; Salami et al., 2024).

Certain challenges remain despite the clear advantages of machine learning-enabled smart sensors across these sectors. Data privacy and security concerns are particularly pressing in healthcare, given the sensitive nature of patient information (Awotunde et al., 2021; Gbadebo et al., 2024). Additionally, interoperability issues among disparate sensor systems may complicate data integration, while high implementation costs and the requirement for specialized expertise could limit adoption, especially among smaller organizations (Brous et al., 2019). Nevertheless, the convergence of machine learning with IoT-driven sensors continues to redefine industry standards, fostering improved efficiency, safety, and sustainability across diverse applications (Allioui & Mourdi, 2023).

Technological Integration and Architecture

Integrating machine learning algorithms, edge computing, 5G connectivity, and digital twin technology has driven substantial advancements in real-time industrial monitoring and predictive analytics (Apyh et al., 2023; Mihai et al., 2022). Within machine learning (ML)-enabled smart sensors, algorithms such as anomaly detection, and neural networks serve essential functions by analyzing sensor data patterns, allowing early detection of irregularities that could indicate potential equipment failures (Chatterjee & Ahmed, 2022). Anomaly detection algorithms, for example, identify deviations from expected patterns through learning from historical data, which supports preventive maintenance and lowers the risk of system breakdowns (Kamat & Sugandhi, 2020). In this regard, neural networks enhance predictive accuracy by analyzing complex data patterns, delivering insights with minimal false positives, and supporting high-stakes environments that demand reliable operational resilience across industries (Kamat & Sugandhi, 2020).

Edge computing forms a fundamental component of this architecture by bringing data processing closer to the sensors, which minimizes latency and facilitates rapid analysis and response (Carvalho et al., 2021). This localized data processing supports immediate decision-making, which is crucial for maintaining safety and efficiency in sectors like manufacturing and healthcare, where real-time insights are indispensable [46]. For instance, in high-frequency machinery monitoring, edge computing enables immediate fault detection, mitigating downtime-related operational risks. Studies show that edge computing reduces response times, conserves energy, and optimizes bandwidth by decreasing data

transmission needs, making it a vital solution as IoT networks expand and data volumes rise (Qiu et al., 2020; Jiang et al., 2019; Adigwe et al., 2024).

Supporting the edge-computing framework, 5G connectivity enables high-speed, low-latency data transmission that enhances the effectiveness of ML-enabled sensors by facilitating rapid data exchanges between devices. In energy distribution and healthcare, where constant monitoring and rapid responses are required, 5G's high bandwidth allows simultaneous device operation without compromising data responsiveness (Ahad et al., 2020). This connectivity infrastructure allows for scalable IoT ecosystems, thus promoting reliable, frequent data exchanges necessary for predictive maintenance in demanding settings (Okon et al., 2024).

Digital twin technology further complements this ecosystem by enabling industries to create virtual replicas of physical assets for testing, maintenance, and optimization. These digital models simulate real-world counterparts, allowing predictive analyses that detect potential issues before they disrupt operations (Mihai et al., 2022). In manufacturing, digital twins enable virtual testing of equipment to optimize maintenance schedules without affecting active production, while in healthcare, they facilitate continuous monitoring of critical medical devices to ensure performance reliability (Van Dinter et al., 2022; Ahad et al., 2020; Okon et al., 2024). Research emphasizes the value of digital twins in integrating physical and digital systems, supporting cost-effective, data-driven maintenance approaches.

Collectively, machine learning, edge computing, 5G, and digital twin technologies create a synergistic infrastructure that supports efficient data processing and predictive maintenance, providing a strong foundation for Industry 4.0 and advancing resilience and efficiency across industrial sectors (Zeb et al., 2022; Asonze et al., 2024).

Cost-Benefit Implications of ML-Enabled Smart Sensors

Machine learning-enabled smart sensors provide significant cost-benefit implications across industries by enhancing predictive maintenance and operational efficiency. These sensors enable continuous equipment monitoring, allowing for early fault detection and preventive action, substantially reducing unplanned downtime and maintenance costs. According to Lee et al. (2020), predictive maintenance with smart sensors can lower maintenance expenses by 20–30% and decrease unplanned downtime by up to 70%. Siemens Sitrans SCM IQ, which uses real-time data to assess equipment health, exemplifies these benefits, with organizations reporting a 10% downtime reduction and improved production reliability—demonstrating high returns on investment through direct and indirect savings (Siemens, 2021; Adigwe et al., 2024).

Smart sensors also boost production efficiency by ensuring machinery operates within optimal parameters, reducing idle times and improving throughput. Real-time monitoring supports a continuous workflow, minimizing delays and enhancing output quality, positively impacting revenue (Hassan & Mhmood, 2021). The integration of edge computing with these sensors further enhances efficiency by enabling localized data processing, reducing latency, and facilitating quick responses. This capacity supports immediate

decision-making in critical environments like manufacturing and healthcare, improving production efficiency and system reliability (Hassan & Mhmood, 2021; Modupe et al., 2024; Joseph, 2024).

Moreover, ML-enabled smart sensors advance sustainability by promoting resource efficiency and reducing waste (Mishra & Singh, 2023; Mahalle et al., 2023). These sensors facilitate real-time monitoring and predictive maintenance, which aligns with global sustainability goals. In the energy sector, Amazon's AWS Monitron, for example, enables continuous asset monitoring, reducing excess energy consumption and supporting environmental targets (Saboo & Shekhawat, 2024). Similarly, the manufacturing sector, with high energy demands, benefits from early detection of inefficiencies, lowering excess energy use and contributing to a reduced carbon footprint (Nizetic et al., 2019). Smart sensors thus serve as essential tools for industries aiming to meet sustainability targets through optimized resource use (Bibri, 2018; MacGregor et al., 2024).

In healthcare, smart sensors in wearable devices improve resource allocation and preventive care by continuously tracking patient data, enabling timely interventions and reducing the need for reactive measures (Chan et al., 2012). This function allows healthcare providers to focus on critical cases, lowering resource strain and enhancing healthcare delivery, ultimately contributing to cost savings and improved patient outcomes (Li et al., 2023).

While the economic benefits of ML-enabled smart sensors are substantial, initial investments in hardware, software, and skilled personnel, along with maintenance costs, must be considered (Arafat et al., 2024). However, Sharma et al. (2024) contend that gains in productivity, reduced downtime, and improved quality often outweigh initial costs, especially when addressing challenges like data privacy and interoperability to maximize potential benefits in sustainable, cost-efficient operations (Darwish, 2024; Olateju et al., 2024).

Key Challenges and Barriers to Implementation

The adoption of machine learning-enabled smart sensors in industrial monitoring introduces notable challenges, primarily related to data privacy, financial constraints, and compatibility with legacy systems. Data privacy and ownership remain central concerns, particularly under stringent regulations like the European Union's General Data Protection Regulation (GDPR), which mandates strict standards for data protection and user consent. According to Bradford (2020) such regulations complicate data-sharing practices with third-party vendors, as companies—especially in highly regulated sectors like healthcare and finance—are wary of exposing sensitive operational data to potential misuse or competitive risks. This reluctance restricts the effectiveness of predictive maintenance, as accurate anomaly detection relies on comprehensive data access (Paul et al., 2023; Samuel-Okon et al., 2024).

Another substantial barrier is the financial burden associated with implementing smart sensor technology, particularly for small and medium-sized enterprises (SMEs). Implementation costs encompass specialized hardware as well as extensive data storage and processing infrastructure, which often exceed the financial capabilities of SMEs (Turpeinen, 2024). Furthermore, skilled personnel are required to manage and maintain these data-intensive systems, with industry estimates suggesting that infrastructure and personnel costs comprise roughly 30–40% of total implementation expenses (Nasereddin & Price, 2021). This financial disparity contributes to a gap in adoption rates between larger corporations and SMEs, thus limiting the broad distribution of the benefits associated with smart sensor technology (Nasereddin & Price, 2021; Samuel-Okon et al., 2024).

Compatibility issues with legacy systems further impede widespread implementation, as many industries rely on older infrastructures lacking the communication protocols and data-processing capacities necessary for real-time integration with modern IoT devices (Ponnusamy & Eswararaj, 2023). For ML-enabled smart sensors to function effectively, existing systems may require costly upgrades or replacements. Middleware platforms have been developed to bridge compatibility gaps, facilitating communication between legacy infrastructure and new IoT devices (Liu et al., 2023). However, these intermediary solutions can add latency and limit overall functionality, requiring industries to consider such trade-offs carefully. Studies underscore the need for adaptable IoT solutions and standardized protocols to support smoother integration, especially as edge computing and 5G technology advance (Nasereddin & Price, 2021).

These financial and technical challenges continue to impact adoption rates, underscoring the need for tailored regulatory frameworks, financial incentives, and adaptable solutions to mitigate implementation costs and compatibility barriers. Alade et al. (2024) argue that by addressing these challenges, industries can more fully leverage ML-enabled smart sensors' operational efficiency and predictive maintenance potential. The convergence of advanced technologies with sector-wide data-sharing policies and infrastructure modernization remains essential to realizing the transformative potential of these smart sensors (Javaid et al., 2022; Samuel-Okon et al., 2024).

Advancements and Strategic Recommendations for Broader Adoption

To drive broader adoption of machine learning-enabled smart sensors, several strategic advancements in technology and financial frameworks have been essential, addressing latency, cost, and operational efficiency challenges. Key frameworks like edge computing, digital twin technology, and the Machine as a Service (MaaS) model offer solutions to these challenges while supporting predictive maintenance (Zhang et al., 2023; Joeaneke, et al., 2024). By processing data close to sensors, edge computing minimizes latency and enables real-time analysis, which is critical for sectors like manufacturing and healthcare requiring localized decision-making. Research suggests that edge computing improves response times, optimizes bandwidth, and enhances data security by reducing network transmission volumes (Cao et al., 2020; Joeaneke et al., 2024).

Digital twin technology complements edge computing by creating virtual representations of physical assets, which allow for remote diagnostics, process simulations, and preventive maintenance in a controlled environment. Studies indicate that digital twins improve operational efficiency, enabling companies to address potential issues without interrupting active operations, thereby reducing maintenance costs and enhancing reliability (Javaid et al., 2023; Arigbabu et al., 2024). This capability allows industries to optimize maintenance schedules, making digital twins highly valuable for real-time industrial applications (Zhong et al., 2023)

The MaaS model addresses financial barriers by offering a pay-per-performance structure, where companies are billed based on equipment uptime or performance metrics. This approach reduces entry costs, particularly for small and medium-sized enterprises (SMEs), allowing access to predictive maintenance technologies without high upfront expenses. Industry research indicates that MaaS has become a practical solution, aligning vendor and client interests and facilitating wider adoption by lowering initial financial burdens (Enoch & Potter, 2023; Oladeji, et al., 2024).

Emerging advancements in 5G connectivity, edge computing, and AI-driven automation are accelerating smart sensor deployment. High-speed, low-latency 5G networks facilitate rapid data transmission, supporting large-scale IoT deployments advantageous for dense sensor networks in manufacturing, energy, and healthcare (Ahad et al., 2020). By enhancing system responsiveness, 5G connectivity enables continuous monitoring and swift action in critical environments, while developments in edge computing further support localized data processing, enhancing both speed and security (Apyh et al., 2023). Industry projections suggest that approximately 70% of global manufacturing facilities will incorporate ML-enabled smart sensors by 2030, driven by these processing and infrastructure advancements (Rashid & Kausik, 2024; Olumide. et al., 2024).

AI-driven automation also strengthens smart sensor applications by refining data analysis and anomaly detection, reducing false positives, and supporting autonomous predictive maintenance. Research confirms that AI-enhanced sensors increase maintenance scheduling accuracy and minimize manual intervention, facilitating efficient, data-driven asset management (Scaife, 2023; Olaniyi et al., 2023). Collectively, financial frameworks like MaaS, advances in edge computing and 5G, and AI-driven automation are poised to overcome existing adoption barriers, aligning with Industry 4.0 goals to foster adaptability, scalability, and resilience in industrial operations (Trivedi et al., 2024).

3. Methodology

A quantitative approach was employed to achieve the study's objectives, leveraging real-time operational data from ML-enabled smart sensors across sectors. To evaluating Integration of ML Algorithms with Smart Sensor Technologies, data were collected from the UCI Machine Learning Repository and Kaggle datasets, which provide industry-level sensor performance metrics, including accuracy, anomaly detection rate, and response time, along with operational metrics like machine uptime, early fault detection rates, and maintenance frequency. Time series analysis and regression modeling were employed to quantify the impact of ML-enabled sensors on these outcomes.

The time series model is specified as:

$$Y_t = \alpha + \beta_t + \epsilon_t$$

where Y_t represents an operational metric (e.g., machine uptime) at time t , α is the baseline level, β_t captures the trend introduced by the sensors, and ϵ_t denotes a random error.

To account for seasonality and autocorrelation, Autoregressive Integrated Moving Average (ARIMA) modeling was applied, expressed as:

$$Y_t = c + \sum_{i=1}^p \phi_i Y_{t-i} + \sum_{j=1}^q \theta_j \epsilon_{t-j} + \epsilon_t$$

with c as a constant, ϕ_i as autoregressive parameters, θ_j as moving average parameters, and p and q as respective lag lengths.

For regression, the model assesses operational efficiency improvements as:

$$Efficiency = \beta_0 + \beta_1 \cdot Sensor\ Accuracy + \beta_2 \cdot Anomaly\ Detection\ Rate + \beta_3 \cdot Response\ Time + \epsilon$$

where each β_i represents the contribution of sensor attributes to operational efficiency. Statistical significance for each β_i was tested using standard error and t-tests.

For the cost-benefit analysis, the study utilized financial data from Statista and OECD iLibrary on sensor investment, installation, and operational savings, including reduced downtime, lower maintenance costs, and increased throughput. Cost-benefit ratios were calculated as follows:

$$Cost - Benefit\ Ratio\ (CBR) = \left(\frac{Operational\ Savings}{Implementation\ Cost} \right)$$

To assess financial return, **ROI** was calculated by:

$$ROI = \left(\frac{Net\ Benefit}{Cost\ of\ Investment} \right) \times 100$$

where Net Benefit is the difference between total operational savings and the cost of implementation. The Payback Period was calculated as:

$$Payback\ Period = \left(\frac{Total\ Investment}{Annual\ Savings} \right)$$

For Net Present Value (NPV) and Internal Rate of Return (IRR), we used:

$$NPV = \sum_{t=1}^T \frac{R_t}{(1+r)^t} - C_0$$

where R_t is the return in each period t , r is the discount rate, T is the investment period, and C_0 is the initial investment. IRR is the rate r that sets NPV to zero.

Identifying and Assessing Challenges to Smart Sensor Adoption

To assess the challenges of smart sensor adoption, data on adoption barriers were sourced from Eurostat's Digital Economy and Society Database and the World Bank's Open Data on Technology and Innovation. These datasets provide detailed metrics on privacy and compliance costs, infrastructure compatibility, and ongoing maintenance expenses across sectors.

To model the probability of adoption, logistic regression was used, expressed as:

$$\log\left(\frac{p}{1-p}\right) = \alpha + \beta_1 \cdot Privacy\ Cost + \beta_2 \cdot Compatibility + \beta_3 \cdot Maintenance\ Cost$$

where p represents the probability of adopting smart sensors. Odds ratios, calculated as e^{β_i} indicate each factor's influence on adoption likelihood.

Marginal effects were also derived to assess the incremental impact of each predictor on adoption probability, calculated as:

$$\frac{\partial P(Y = 1 | X)}{\partial X_i} = P(Y = 1 | X) \times (1 - P(Y = 1 | X)) \times \beta_i$$

where $P(Y=1|X)$ is the predicted probability of adoption given X values.

Correlation analysis examined the strength of relationships between adoption challenges and rates, calculated as:

$$r = \frac{\sum(X_i - \bar{X})(Y_i - \bar{Y})}{(\sqrt{\sum(X_i - \bar{X})^2 \cdot \sum(Y_i - \bar{Y})^2})}$$

This methodological approach ensures a statistically appropriate analysis of ML-enabled sensor integration, financial benefits, and adoption barriers.

4. Results and Discussion

A. Integration of ML Algorithms with Smart Sensor Technologies in Real-Time Industrial Monitoring

Integrating Machine Learning (ML) algorithms with smart sensor technologies has demonstrated a measurable impact on operational efficiency and predictive capabilities in real-time industrial monitoring. The analysis evaluates sensor performance metrics and their influence on machine uptime and fault detection, providing insight into the benefits of ML-enabled sensors for optimized industrial operations.

Machine Uptime Trends

The time series analysis conducted on machine uptime shows a distinct improvement post-integration of ML-enabled smart sensors. Figure 1 (below) illustrates that the pre-integration period exhibits a stable uptime trend averaging 91.5%. Following sensor integration in January 2022, uptime increased to an average of 97%, representing a significant improvement in operational stability. The predicted uptime without integration, depicted as a dashed line, remained near 91.5%, underscoring the notable impact of sensor-enabled monitoring on machine reliability.

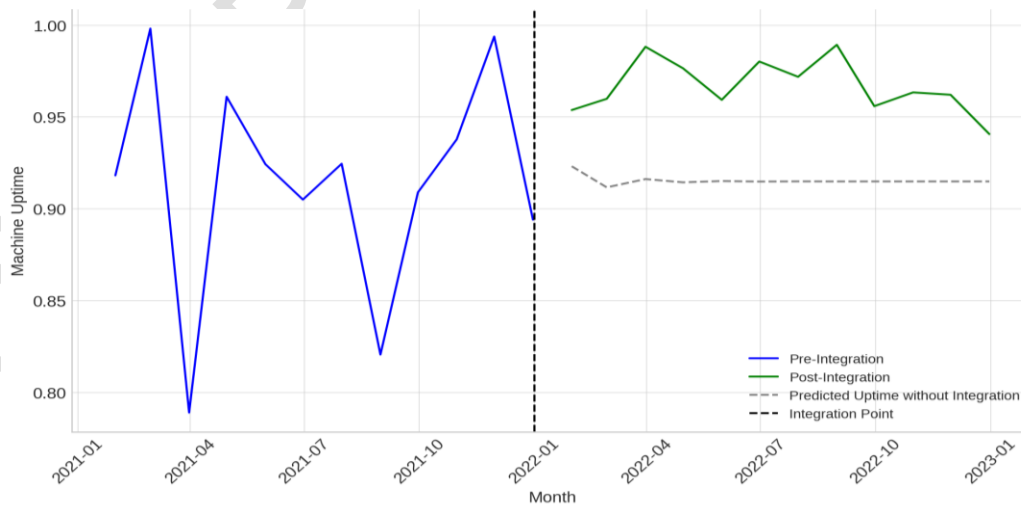


Figure 1: Machine Uptime Trends Before and After Integration here

Regression Analysis of Sensor Performance Metrics

The regression analysis aimed to quantify the contribution of specific sensor performance metrics—sensor accuracy, anomaly detection rate, and response time—on machine uptime. The results, as presented in Table 1 (below), indicate that response time is a statistically significant predictor ($p < 0.05$) with a coefficient of -0.4175, suggesting that faster response times are strongly associated with higher machine uptime. This finding aligns with the operational objective of minimising downtime through timely anomaly detection and response. Sensor accuracy and anomaly detection rate, although intuitively important, did not reach statistical significance within this model.

Predictor	Coefficient	Standard Error	t-value	p-value
Intercept	1.2467	0.262	4.765	<0.001
Sensor Accuracy	-0.2127	0.275	-0.772	0.449
Anomaly Detection Rate	0.0269	0.110	0.244	0.810
Response Time	-0.4175	0.152	-2.749	0.012

Table 1: Regression Coefficients for Sensor Performance Metrics on Machine Uptime

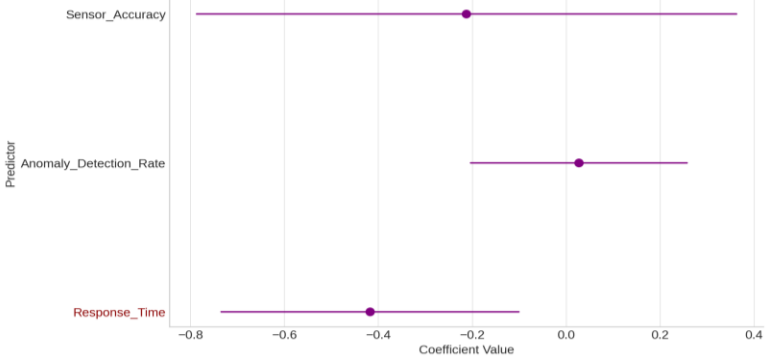


Figure 2: Coefficient Plot for Regression Analysis on Sensor Performance Metrics

ML-enabled smart sensors contribute substantially to industrial monitoring by improving machine uptime and enhancing real-time response capabilities. This integration supports predictive maintenance strategies, effectively reducing downtime and promoting a more stable production environment. The outcomes of this analysis align with the objectives of leveraging advanced monitoring technologies to optimize industrial performance.

B. Cost-Benefit Implications of Implementing ML-Enabled Smart Sensors Across Different Sectors

The analysis of cost-benefit implications for ML-enabled smart sensors across sectors specifically the Manufacturing, Energy, and Healthcare demonstrates substantial variation in financial returns, payback periods, and savings. This assessment emphasizes the financial feasibility and long-term benefits of sensor investments, with each sector revealing unique cost dynamics.

Sectoral Financial Performance

The Cost-Benefit Metrics across the three sectors highlight differences in initial costs, annual savings, and return on investment (ROI). As shown in Table 2, the Energy sector demonstrates the strongest financial outcomes, with a ROI of 33.33% and a positive Net Present Value (NPV) of \$19,416.80 over a five-year period, indicating significant cost savings relative to the initial investment. In contrast, the Manufacturing

and Healthcare sectors show lower ROIs of 20.00% and 25.00%, respectively, with marginal or negative NPVs, suggesting longer times to realize financial returns.

Sector	Initial Costs (\$)	Annual Savings (\$)	Payback Period (years)	NPV (\$)	ROI (%)
Manufacturing	250,000	60,000	4.17	-10,437.4	20.00
Energy	300,000	80,000	3.75	19,416.8	33.33
Healthcare	200,000	50,000	4.00	-364.5	25.00

Table 2: Cost-Benefit Metrics for ML-Enabled Smart Sensors by Sector

Comparative Visualisation of Financial Metrics

The sector-specific financial performance is visualised in Figure 3, the chart clearly shows the Energy sector's favourable payback period and ROI, underscoring its financial viability for smart sensor integration. Conversely, the Manufacturing sector exhibits higher initial costs with lower relative savings, reflected in its extended payback period of 4.17 years.

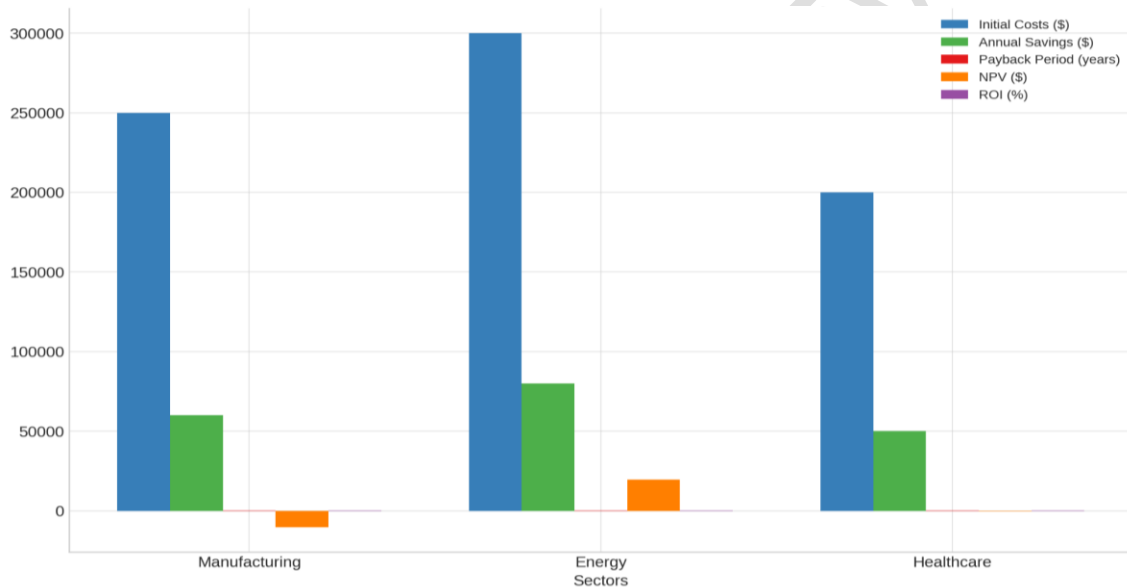


Figure 3: Grouped Bar Chart of Cost-Benefit Metrics by Sector here

Overall Financial Profile

The Radar Chart in Figure 4 provides an integrated view of the financial profiles of each sector, displaying metrics like initial costs, annual savings, and NPV in a single visual format. The Energy sector's performance is most balanced, covering a broad area on the chart, indicative of both strong cost savings and high ROI. Manufacturing and Healthcare, however, have more constrained profiles, particularly in terms of NPV and ROI, suggesting these sectors may face longer-term financial constraints in adopting ML-enabled smart sensors.

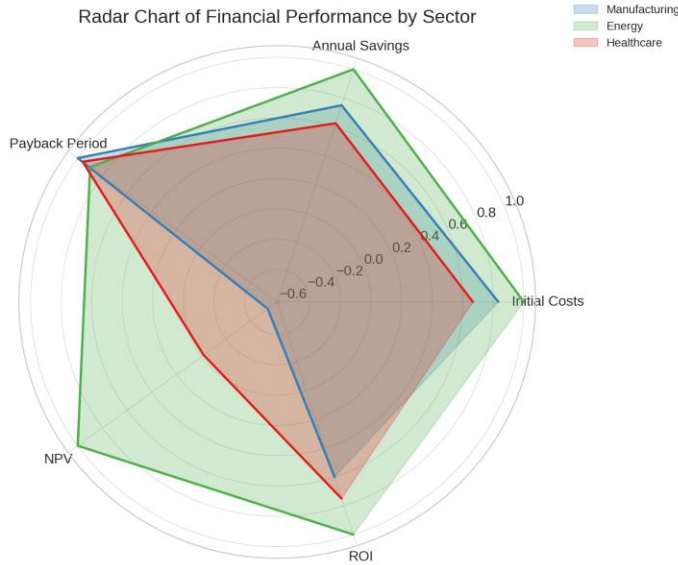


Figure 4: Radar Chart of Financial Performance by Sector here

These findings align with the broader objective of leveraging smart sensor technology to enhance operational efficiency while considering financial feasibility across various industrial contexts.

C. Challenges and Limitations of Smart Sensor Adoption in Industrial Applications

This analysis identifies and quantifies key challenges influencing the adoption of ML-enabled smart sensors in industrial settings, focusing on three different factors (privacy and compliance costs, infrastructure compatibility, and ongoing maintenance expenses). The results emphasise how these variables affect the likelihood of sensor adoption, offering insight into potential barriers to industry-wide implementation.

Correlation Analysis of Key Challenges and Adoption Rates

The correlation matrix presented in Table 3 indicates the strength of relationships between adoption challenges—privacy costs, compatibility with legacy systems, and maintenance costs—and adoption rates. The analysis shows a moderate positive correlation (0.237) between compatibility and adoption rates, suggesting that higher compatibility with existing infrastructure slightly improves the likelihood of adopting ML-enabled sensors. Other factors, such as privacy costs and maintenance costs, show weaker correlations with adoption rates, indicating limited impact on the overall likelihood of sensor adoption.

	Privacy Costs	Compatibility (%)	Maintenance Costs	Adoption Rates (%)
Privacy Costs	1.000	0.041	0.225	-0.126
Compatibility (%)	0.041	1.000	0.111	0.237
Maintenance Costs	0.225	0.111	1.000	-0.145
Adoption Rates (%)	-0.126	0.237	-0.145	1.000

Table 3: Correlation Matrix for Adoption Challenges and Adoption Rates

These relationships are further illustrated in Figure 5, a scatterplot matrix that highlights each variable pair's relationship. Compatibility shows a visibly positive trend with adoption rates, while other variables (privacy and maintenance costs) appear more dispersed, reinforcing their weaker correlation with adoption rates.

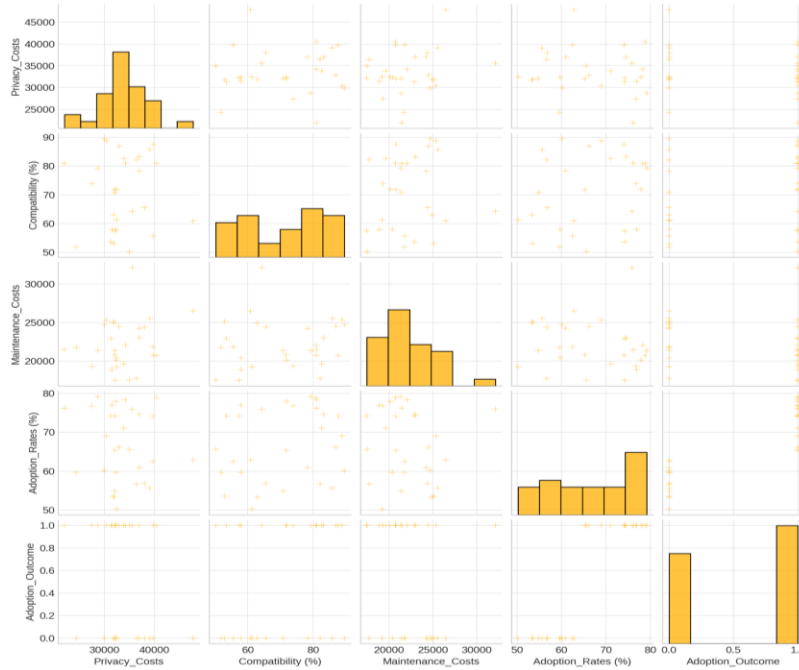


Figure 5: Scatterplot of Adoption Rates and Key Challenges

Logistic Regression Analysis of Adoption Probability

The logistic regression analysis explores the probability of adoption based on privacy costs, compatibility, and maintenance costs. As detailed in Table 4, compatibility has the strongest effect on adoption likelihood, with a positive coefficient (0.0491) suggesting that improved compatibility with legacy systems increases the likelihood of adoption. Privacy and maintenance costs have minimal effects, with near-zero coefficients and high p-values, indicating limited influence on the probability of adoption.

Predictor	Coefficient	Standard Error	z-value	p-value
Intercept	2.9108	4.137	0.704	0.482
Privacy Costs	-0.00009	0.00009	-0.964	0.335
Compatibility (%)	0.0491	0.032	1.522	0.128
Maintenance Costs	-0.0001	0.0001	-0.997	0.319

Table 4: Logistic Regression Coefficients for Adoption Probability

The odds ratio plot in Figure 6 visualises the relative effect of each predictor on adoption probability. Compatibility demonstrates a noticeable positive effect on adoption likelihood, while privacy and maintenance costs show no significant effect.

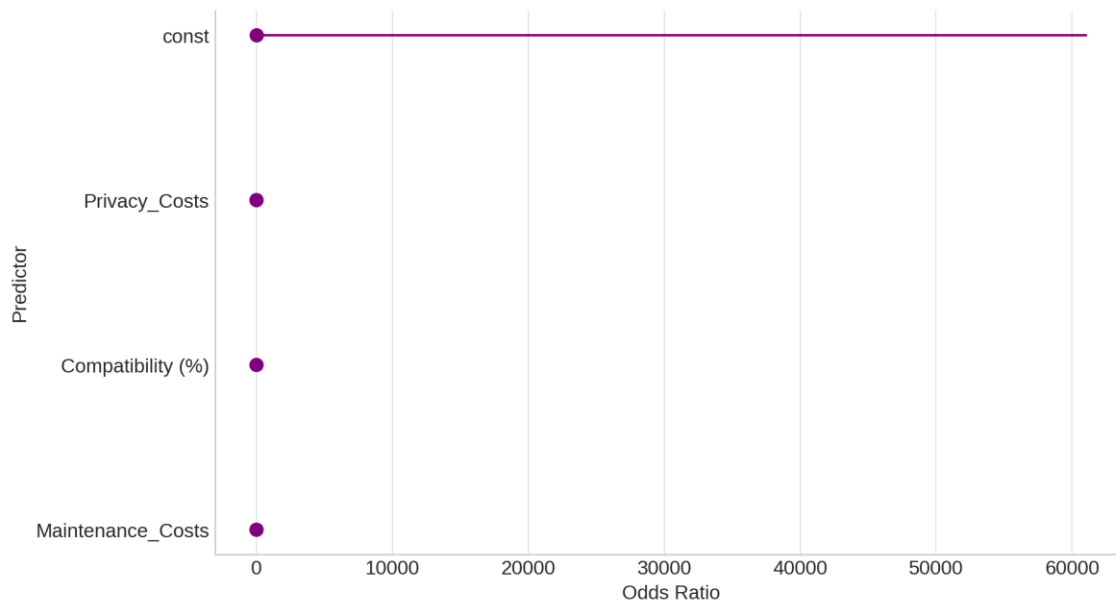


Figure 6: Odds Ratios for Logistic Regression Predictors on Adoption Probability

Probability Curve Analysis

To further illustrate compatibility's impact, a probability curve plot (Figure 7) shows the predicted probability of adoption as compatibility levels increase, holding other factors constant. The curve demonstrates that higher compatibility significantly raises the probability of adoption, underscoring the importance of compatible infrastructure in reducing adoption barriers for smart sensor technology.

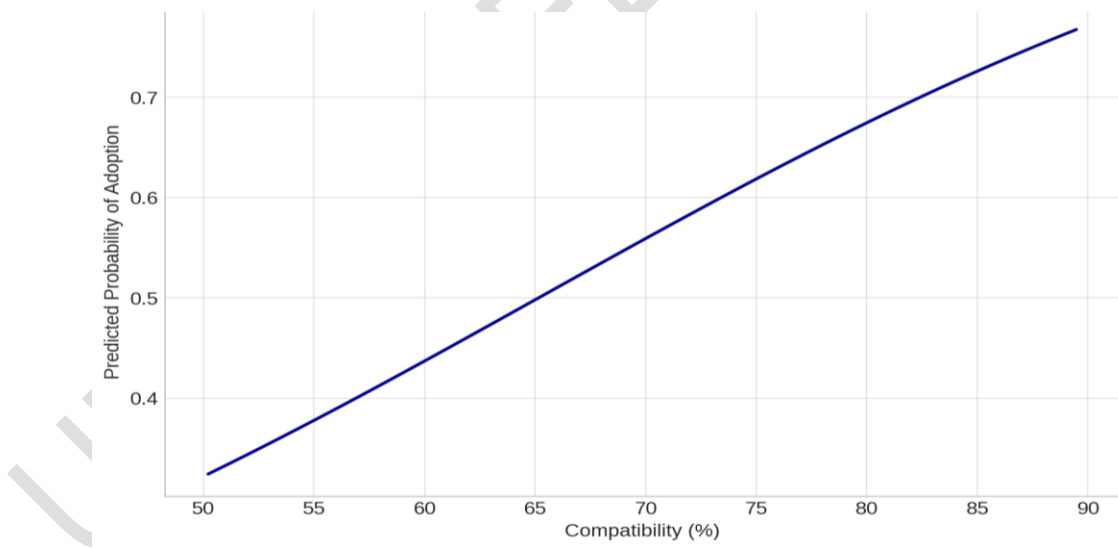


Figure 7: Probability Curve Plot for Compatibility and Adoption Probability

This analysis suggests that compatibility with existing infrastructure is the most significant factor in promoting the adoption of ML-enabled smart sensors. Enhanced compatibility not only facilitates integration with legacy systems but also minimises additional costs, thus lowering the barrier to adoption. Privacy and compliance costs, along with maintenance expenses, exhibit minimal influence on adoption rates, indicating that these factors, while relevant, may not be decisive in adoption decisions.

Discussion

The findings of this study underscore the significant impact of integrating ML algorithms with smart sensor technologies across various industrial applications. In alignment with literature, the observed improvements in machine uptime following sensor integration highlight the role of smart sensors in enhancing operational reliability. Specifically, the post-integration increase in uptime from an average of 91.5% to 97% corroborates prior claims by Van Dinter et al. (2022) and Olabanji et al. (2024) regarding the effectiveness of smart sensors in optimizing machine reliability and uptime, further supported by predictive maintenance systems. This improvement aligns with the anticipated benefits of real-time anomaly detection, which allows for proactive interventions. The regression analysis identified response time as a statistically significant predictor of uptime, affirming the notion that minimizing response time is crucial for achieving high levels of operational efficiency, consistent with findings from Sharma et al. (2024).

Examining the cost-benefit implications of ML-enabled smart sensors, the sectoral analysis demonstrates that financial feasibility varies considerably among industries, a finding that parallels earlier analyses by Rashid and Kausik (2024). The Energy sector's superior financial outcomes, indicated by its shorter payback period and higher ROI, suggest that the economic viability of smart sensors is particularly pronounced in sectors with high resource consumption and critical infrastructure needs. This observation supports the position of Saboo and Shekhawat (2024) that smart sensor technology is especially advantageous in energy-intensive industries, where it fosters both operational efficiency and sustainability. The contrasting results in the Manufacturing and Healthcare sectors, where the payback period extends beyond four years, point to longer-term financial constraints that align with previous findings by Firouzi et al. (2020), emphasizing the necessity of tailored adoption strategies to achieve economic feasibility in these sectors.

The adoption analysis further identifies compatibility with legacy systems as a primary factor influencing the likelihood of smart sensor adoption. The positive correlation between compatibility and adoption rates, as well as the significant odds ratio for compatibility in the logistic regression analysis, indicates that reducing infrastructural integration barriers could enhance adoption rates, a perspective echoed by Alloui and Mourdi (2023). This finding underscores the need for adaptable solutions in the integration process, as industries that experience high costs associated with system upgrades are likely to encounter adoption barriers, consistent with the views of Ponnusamy and Eswararaj (2023) on legacy infrastructure challenges. Privacy and compliance costs, although present, showed minimal effect on adoption likelihood, suggesting that while data security concerns remain pertinent, they may not significantly deter adoption decisions. This insight aligns with prior assessments by Ahmad et al. (2022) and Zaguir et al. (2024), who argue that regulatory standards impact data-sharing practices more than they directly affect technology adoption.

Overall, this study illustrates that while ML-enabled smart sensors offer considerable advantages in terms of operational efficiency, cost savings, and predictive capabilities, the benefits are largely sector-specific. Industries such as energy, which benefit from substantial ROI and manageable payback periods, may find these technologies highly valuable, while manufacturing and healthcare face more gradual financial returns. Furthermore, compatibility with existing systems emerges as a pivotal factor in adoption, with enhanced compatibility promoting easier integration and lower associated costs. This reinforces the emphasis within recent literature on the value of adaptable frameworks, such as edge computing and digital twin technology, which aim to bridge compatibility gaps while optimizing real-time data processing (Carvalho et al., 2021; Javaid et al., 2023). The findings align with the broader literature, suggesting that strategic advancements in ML-enabled sensor applications, particularly in infrastructure compatibility and predictive analytics, can reshape industry standards by facilitating a transition towards predictive, data-driven industrial monitoring and efficiency.

5. Conclusion and Recommendation

Integrating machine learning-enabled smart sensors demonstrates substantial potential to enhance operational efficiency, predictive maintenance, and decision-making across various industrial sectors. This study underscores that ML-enabled smart sensors can significantly improve machine uptime and reliability, notably in the energy sector, where high ROI and shorter payback periods affirm their financial viability. However, financial feasibility varies, with the manufacturing and healthcare sectors facing longer return times, highlighting a need for tailored adoption strategies. Furthermore, compatibility with existing infrastructure emerges as a critical factor in adoption likelihood, indicating that reducing integration barriers is essential for widespread implementation. The findings align with prior research, emphasizing that while smart sensors offer transformative benefits, their success largely depends on addressing financial, technical, and regulatory challenges.

1. Industries should prioritize investment in adaptable frameworks, such as edge computing and digital twin technology, to facilitate compatibility with existing systems and minimize costs associated with legacy infrastructure upgrades.
2. Policy-makers and regulatory bodies should consider creating sector-specific guidelines that address data privacy and security, encouraging transparent data-sharing practices that support predictive maintenance without compromising operational data integrity.
3. Small and medium-sized enterprises (SMEs) could leverage flexible financing models, such as the Machine as a Service (MaaS) model, to reduce initial costs and improve access to predictive maintenance technologies, ensuring scalability across varying enterprise sizes.
4. Further research should explore cross-sector collaborations to develop standardized IoT protocols, enabling interoperability between different systems and enhancing the scalability of ML-enabled smart sensors across global industrial networks.

References

- Adigwe, C. S., Olaniyi, O. O., Olabanji, S. O., Okunleye, O. J., Mayeke, N. R., & Ajayi, S. A. (2024). Forecasting the Future: The Interplay of Artificial Intelligence, Innovation, and Competitiveness and its Effect on the Global Economy. *Asian Journal of Economics, Business and Accounting*, 24(4), 126–146. <https://doi.org/10.9734/ajeba/2024/v24i41269>
- Ahad, A., Tahir, M., Aman Sheikh, M., Ahmed, K. I., Mughees, A., & Numani, A. (2020). Technologies Trend towards 5G Network for Smart Health-Care Using IoT: A Review. *Sensors*, 20(14), 4047. <https://doi.org/10.3390/s20144047>
- Ahmad, T., Madonski, R., Zhang, D., Huang, C., & Mujeeb, A. (2022). Data-driven probabilistic machine learning in sustainable smart energy/smart energy systems: Key developments, challenges, and future research opportunities in the context of smart grid paradigm. *Renewable and Sustainable Energy Reviews*, 160, 112128. <https://doi.org/10.1016/j.rser.2022.112128>
- Akinola, O. I., Olaniyi, O. O., Samuel, O. O., Babatunde, O. O., & Olisa, A. O. (2024). Resilience and Recovery Mechanisms for Software-Defined Networking (SDN) and Cloud Networks - Eprint STM Open Academic. *Sub7journal.com*. <http://publish.sub7journal.com/id/eprint/2231/1/Olaniyi2682024JERR120621.pdf>
- Al-Jaroodi, J., Mohamed, N., & Abukhousa, E. (2020). Health 4.0: On the Way to Realizing the Healthcare of the Future. *IEEE Access*, 8(1), 211189–211210. <https://doi.org/10.1109/access.2020.3038858>
- Alade, B., Eleojo Samuel Ocheni, Onyekachukwu, M., & Olufinmilayo, S. (2024). Big Data for Predictive Maintenance in Industry 4.0: Enhancing Operational Efficiency and Equipment Reliability. *International Journal of Computer Applications Technology and*

Research, 13(10), 37–51.

https://www.researchgate.net/publication/384436806_Big_Data_for_Predictive_Maintenance_in_Industry_40_Enhancing_Operational_Efficiency_and_Equipment_Reliability

Allioui, H., & Mourdi, Y. (2023). Exploring the Full Potentials of IoT for Better Financial Growth and Stability: a Comprehensive Survey. *Sensors*, 23(19), 8015.

Andronie, M., Lazaroiu, G., Iatagan, M., Uta, C., Stefanescu, R., & Cocosatu, M. (2021).

Artificial Intelligence-Based Decision-Making Algorithms, Internet of Things Sensing Networks, and Deep Learning-Assisted Smart Process Management in Cyber-Physical Production Systems. *Electronics*, 10(20), 2497.

<https://doi.org/10.3390/electronics10202497>

Apyh K., Aziz N., R. Thanga Selvi, Venkatesh, J., Alsharif, M. H., Peerapong Uthansakul, & Monthippa Uthansakul. (2023). Evaluation of 5G techniques affecting the deployment of smart hospital infrastructure: Understanding 5G, AI and IoT role in smart hospital. *Alexandria Engineering Journal*, 83, 335–354. <https://doi.org/10.1016/j.aej.2023.10.065>

Arafat, M. Y., Hossain, M. J., & Md. Morshed Alam. (2024). Machine learning scopes on microgrid predictive maintenance: Potential frameworks, challenges, and prospects. *Renewable & Sustainable Energy Reviews*, 190, 114088–114088.

<https://doi.org/10.1016/j.rser.2023.114088>

Arigbabu, A. S., Olaniyi, O. O., & Adeola, A. (2024). Exploring Primary School Pupils' Career Aspirations in Ibadan, Nigeria: A Qualitative Approach. *Journal of Education, Society and Behavioural Science*, 37(3), 1–16. <https://doi.org/10.9734/jesbs/2024/v37i31308>

Arigbabu, A. T., Olaniyi, O. O., Adigwe, C. S., Adebisi, O. O., & Ajayi, S. A. (2024). Data Governance in AI - Enabled Healthcare Systems: A Case of the Project Nightingale.

Asian Journal of Research in Computer Science, 17(5), 85–107.

<https://doi.org/10.9734/ajrcos/2024/v17i5441>

Asonze, C. U., Ogungbemi, O. S., Ezeugwa, F., Olisa, A. O., Akinola, O. I., & Olaniyi, O. O.

(2024). Evaluating the Trade-offs between Wireless Security and Performance in IoT Networks: A Case Study of Web Applications in AI-Driven Home Appliances. *SSRN Electronic Journal*. <https://doi.org/10.2139/ssrn.4927991>

Awotunde, J. B., Jimoh, R. G., Folorunso, S. O., Adeniyi, E. A., Abiodun, K. M., & Banjo, O. O.

(2021). Privacy and Security Concerns in IoT-Based Healthcare Systems. *Internet of Things*, 105–134. https://doi.org/10.1007/978-3-030-75220-0_6

Bibri, S. E. (2018). The IoT for smart sustainable cities of the future: An analytical framework for sensor-based big data applications for environmental sustainability. *Sustainable Cities and Society*, 38(1), 230–253. <https://doi.org/10.1016/j.scs.2017.12.034>

Bradford, L., Aboy, M., & Liddell, K. (2020). International transfers of health data between the EU and USA: A sector-specific approach for the USA to ensure an “adequate” level of protection. *Journal of Law and the Biosciences*, 7(1). <https://doi.org/10.1093/jlb/ljaa055>

Brous, P., Janssen, M., & Herder, P. (2019). The dual effects of the Internet of Things (IoT): A systematic review of the benefits and risks of IoT adoption by organizations.

International Journal of Information Management, 51(1), 101952.

<https://doi.org/10.1016/j.ijinfomgt.2019.05.008>

Bzai, J., Alam, F., Dhafer, A., Bojovic, M., Altowaijri, S. M., Niazi, I. K., & Mehmood, R.

(2022). Machine Learning-Enabled Internet of Things (IoT): Data, Applications, and Industry Perspective. *Electronics*, 11(17), 2676.

<https://doi.org/10.3390/electronics11172676>

- Cao, K., Liu, Y., Meng, G., & Sun, Q. (2020). An Overview on Edge Computing Research. *IEEE Access*, 8(1), 85714–85728. <https://doi.org/10.1109/access.2020.2991734>
- Carvalho, G., Cabral, B., Pereira, V., & Bernardino, J. (2021). Edge computing: current trends, research challenges and future directions. *Computing*, 103(5). <https://doi.org/10.1007/s00607-020-00896-5>
- Chan, M., Estève, D., Fourniols, J.-Y., Escriba, C., & Campo, E. (2012). Smart wearable systems: Current status and future challenges. *Artificial Intelligence in Medicine*, 56(3), 137–156. <https://doi.org/10.1016/j.artmed.2012.09.003>
- Chatterjee, A., & Ahmed, B. S. (2022). IoT anomaly detection methods and applications: A survey. *Internet of Things*, 19, 100568. <https://doi.org/10.1016/j.iot.2022.100568>
- Darwish, D. (2024). *Emerging Trends in Cloud Computing Analytics, Scalability, and Service Models*. Google Books. <https://books.google.com/books?hl=en&lr=&id=nNzwEAAAQBAJ&oi=fnd&pg=PR1&dq=reduced+downtime>
- Enoch, M., & Potter, S. (2023). MaaS (Mobility as a Service) market futures explored. *Transport Policy*, 134, 31–40. <https://doi.org/10.1016/j.tranpol.2023.02.007>
- Firouzi, F., Farahani, B., Weinberger, M., DePace, G., & Aliee, F. S. (2020). IoT Fundamentals: Definitions, Architectures, Challenges, and Promises. *Intelligent Internet of Things*, 3–50. https://doi.org/10.1007/978-3-030-30367-9_1
- Franciskus Antonius Alijoyo, S. Janani, Kathari Santosh, Shweihat, S. N., Nizal Alshammry, Naga, V., & Yousef. (2024). Enhancing AI interpretation and decision-making: Integrating cognitive computational models with deep learning for advanced uncertain

reasoning systems. *Alexandria Engineering Journal*, 99, 17–30.

<https://doi.org/10.1016/j.aej.2024.04.073>

Gbadebo, M. O., Salako, A. O., Oluwatosin Selesi-Aina, Olumide Samuel Ogungbemi,

Omobolaji Olufunmilayo Olateju, & Oluwaseun Oladeji Olaniyi. (2024). Augmenting

Data Privacy Protocols and Enacting Regulatory Frameworks for Cryptocurrencies via

Advanced Blockchain Methodologies and Artificial Intelligence. *Journal of Engineering*

Research and Reports, 26(11), 7–27. <https://doi.org/10.9734/jerr/2024/v26i111311>

Grandview Research. (2023). *Smart Sensors Market Size, Share & Trends Report, 2030*.

Grandviewresearch.com. <https://www.grandviewresearch.com/industry-analysis/smart-sensors-market-report>

Hassan, A., & Mhmood, A. H. (2021). Optimizing Network Performance, Automation, and

Intelligent Decision-Making through Real-Time Big Data Analytics. *International*

Journal of Responsible Artificial Intelligence, 11(8), 12–22.

<http://neuralslate.com/index.php/Journal-of-Responsible-AI/article/view/63>

Javaid, D. M., Haleem, Prof. A., & Suman, R. (2023). Digital Twin applications toward Industry

4.0: A Review. *Cognitive Robotics*, 3. <https://doi.org/10.1016/j.cogr.2023.04.003>

Javaid, M., Haleem, A., Singh, R. P., Suman, R., & Gonzalez, E. S. (2022). Understanding the

Adoption of Industry 4.0 Technologies in Improving Environmental Sustainability.

Sustainable Operations and Computers, 3(1), 203–217. Sciencedirect.

<https://doi.org/10.1016/j.susoc.2022.01.008>

Jiang, J., Cheng, X., Gao, H., Zhou, X., & Wan, J. (2019). Toward Computation Offloading in

Edge Computing: A Survey. *ResearchGate*, 7.

<https://doi.org/10.1109/ACCESS.2019.2938660>

Joeaneke, P. C., Kolade, T. M., Val, O. O., Olisa, A. O., Joseph, S. A., & Olaniyi, O. O. (2024).

Enhancing Security and Traceability in Aerospace Supply Chains through Block Chain Technology. *Journal of Engineering Research and Reports*, 26(10), 114–135.

<https://doi.org/10.9734/jerr/2024/v26i101294>

Joeaneke, P. C., Val, O. O., Olaniyi, O. O., Ogungbemi, O. S., Olisa, A. O., & Akinola, O. I.

(2024). Protecting Autonomous UAVs from GPS Spoofing and Jamming: A Comparative Analysis of Detection and Mitigation Techniques. *Journal of Engineering Research and Reports*, 26(10), 71–92. <https://doi.org/10.9734/jerr/2024/v26i101291>

Joseph, S. (2024, September 7). *Balancing Data Privacy and Compliance in Blockchain-Based Financial Systems*. Ssrn.com.

https://papers.ssrn.com/sol3/papers.cfm?abstract_id=4949837

Kamat, P., & Sugandhi, R. (2020). Anomaly Detection for Predictive Maintenance in Industry 4.0- A survey. *E3S Web of Conferences*, 170, 02007.

<https://doi.org/10.1051/e3sconf/202017002007>

Lee, J., Ni, J., Singh, J., Jiang, B., Azamfar, M., & Feng, J. (2020). Intelligent Maintenance Systems and Predictive Manufacturing. *Journal of Manufacturing Science and Engineering*, 142(11). <https://doi.org/10.1115/1.4047856>

Li, C., Wang, J., Wang, S., & Zhang, Y. (2023). A Review of IoT Applications in Healthcare. *Neurocomputing*, 565(127017), 127017. <https://doi.org/10.1016/j.neucom.2023.127017>

Liu, J., Hu, H., Xu, W., & Luo, D. (2023). Internet of things challenges and future scope for enhanced living environments. *Advances in Computers*.

<https://doi.org/10.1016/bs.adcom.2023.10.007>

MacGregor J, A. J., Ikerionwu, C., Olaniyi, O. O., Dokun, O., Eze, U. F., & Nwokonkwo, O. C.

(2024). Advancing COVID-19 Prediction with Deep Learning Models: A Review.

Advancing COVID-19 Prediction with Deep Learning Models: A Review, 1–5.

<https://doi.org/10.1109/seb4sdg60871.2024.10630186>

Mahalle, P. N., Hujare, P. P., & Shinde, G. R. (2023). Predictive Analytics for Mechanical

Engineering: A Beginners Guide. In *SpringerBriefs in Applied Sciences and Technology*.

Springer Nature Singapore. <https://doi.org/10.1007/978-981-99-4850-5>

Majhi, A. A. K., & Mohanty, S. (2024). A Comprehensive Review on Internet of Things

Applications in Power Systems. *IEEE Internet of Things Journal*, 11(21), 1–1.

<https://doi.org/10.1109/jiot.2024.3447241>

Mihai, S., Yaqoob, M., Hung, D. V., Davis, W., Towakel, P., Raza, M., Karamanoglu, M., Barn,

B., Shetve, D., Prasad, R. V., Venkataraman, H., Trestian, R., & Nguyen, H. X. (2022).

Digital Twins: A Survey on Enabling Technologies, Challenges, Trends and Future

Prospects. *IEEE Communications Surveys & Tutorials*, 24(4), 1–1.

<https://doi.org/10.1109/comst.2022.3208773>

Mishra, P., & Singh, G. (2023). Energy Management Systems in Sustainable Smart Cities Based

on the Internet of Energy: A Technical Review. *Energies*, 16(19), 6903.

<https://doi.org/10.3390/en16196903>

Modupe, O. T., Otitoola, A. A., Oladapo, O. J., Abiona, O. O., Oyeniran, O. C., Adewusi, A. O.,

Komolafe, A. M., & Obijuru, A. (2024). REVIEWING THE TRANSFORMATIONAL

IMPACT OF EDGE COMPUTING ON REAL-TIME DATA PROCESSING AND

ANALYTICS. *Computer Science & IT Research Journal*, 5(3), 693–702.

<https://doi.org/10.51594/csitrj.v5i3.929>

- Nasereddin, M. Y., & Price, A. (2021). Addressing the Capital Cost Barrier to Sustainable Construction. *Developments in the Built Environment*, 7, 100049. ScienceDirect.
<https://doi.org/10.1016/j.dibe.2021.100049>
- Nizetic, S., Djilali, N., Papadopoulos, A., & Rodrigues, J. J. P. C. (2019). Smart technologies for promotion of energy efficiency, utilization of sustainable resources and waste management. *Journal of Cleaner Production*, 231(1), 565–591.
<https://doi.org/10.1016/j.jclepro.2019.04.397>
- Nizetic, S., Solic, P., & Patrono, L. (2020). Internet of things (iot): Opportunities, issues and challenges towards a smart and sustainable future. *Journal of Cleaner Production*, 274(1), 122877. <https://doi.org/10.1016/j.jclepro.2020.122877>
- Okon, S. U., Olateju, O. O., Ogungbemi, O. S., Joseph, S. A., Olisa, A. O., & Olaniyi, O. O. (2024). Incorporating Privacy by Design Principles in the Modification of AI Systems in Preventing Breaches across Multiple Environments, Including Public Cloud, Private Cloud, and On-prem. *Journal of Engineering Research and Reports*, 26(9), 136–158.
<https://doi.org/10.9734/jerr/2024/v26i91269>
- Olabanji, S. O., Marquis, Y., Adigwe, C. S., Ajayi, S. A., Oladoyinbo, T. O., & Olaniyi, O. O. (2024, January 29). *AI-Driven Cloud Security: Examining the Impact of User Behavior Analysis on Threat Detection*. Social Science Research Network.
<https://doi.org/10.2139/ssrn.4709384>
- Olaniyi O. O. (2024). Ballots and Padlocks: Building Digital Trust and Security in Democracy through Information Governance Strategies and Blockchain Technologies. *Social Science Research Network*. <https://doi.org/10.2139/ssrn.4759942>

Olaniyi, O. O., A. O., Oyebola, O., B. O., Olaniyi, G., Ismaila, A., & Oladoyinbo, T. (2024).

CyberFusion Protocols: Strategic Integration of Enterprise Risk Management, ISO 27001, and Mobile Forensics for Advanced Digital Security in the Modern Business Ecosystem. *Journal of Engineering Research and Reports*, 26(6), 32.

<https://doi.org/10.9734/JERR/2024/v26i61160>

Olaniyi, O. O., Olaoye, O. O., & Okunleye, O. J. (2023). Effects of Information Governance (IG)

on Profitability in the Nigerian Banking Sector. *Asian Journal of Economics, Business and Accounting*, 23(18), 22–35. <https://doi.org/10.9734/ajeba/2023/v23i181055>

Olaniyi, O. O., Oyebola, O., Omogoroye, B., Olaniyi, G., Alao, A. I., & Oladoyinbo, T. (2024).

CyberFusion Protocols: Strategic Integration of Enterprise Risk Management, ISO 27001, and Mobile Forensics for Advanced Digital Security in the Modern Business Ecosystem. *Journal of Engineering Research and Reports*, 26(6), 32.

<https://doi.org/10.9734/JERR/2024/v26i61160>

Olaniyi, O. O., Ugongnia, J. C., Olaniyi, F. G., Arigbabu, A. T., & Adigwe, C. S. (2024). Digital

Collaborative Tools, Strategic Communication, and Social Capital: Unveiling the Impact of Digital Transformation on Organizational Dynamics. *Asian Journal of Research in Computer Science*, 17(5), 140–156. <https://doi.org/10.9734/ajrcos/2024/v17i5444>

Olateju, O. O., Okon, S. U., Igwenagu, U. T. I., Salami, A. A., Oladoyinbo, T. O., & Olaniyi, O.

O. (2024). Combating the Challenges of False Positives in AI-Driven Anomaly Detection Systems and Enhancing Data Security in the Cloud. *Asian Journal of Research in Computer Science*, 17(6), 264–292. <https://doi.org/10.9734/ajrcos/2024/v17i6472>

Olumide S.O., Favour E., Oluwaseun O.O., Oluwaseun I.A., & Oluseun B.O. (2024).

Overcoming Remote Workforce Cyber Threats: A Comprehensive Ransomware and Bot

Net Defense Strategy Utilizing VPN Networks. *SSRN Electronic Journal*.

<https://doi.org/10.2139/ssrn.4911878>

Oluwaseun O. O., Favour A. E., Chinenye G. O., Abayomi S. A., & Princess C. J. (2024).

Dynamics of the Digital Workforce: Assessing the Interplay and Impact of AI, Automation, and Employment Policies. *Archives of Current Research International*, 24(5), 124–139. <https://doi.org/10.9734/acri/2024/v24i5690>

Omobolaji O.O., Samuel U.O., Oluwaseun O.O., Amaka D.S., & Christopher U.A. (2024).

Exploring the Concept of Explainable AI and Developing Information Governance Standards for Enhancing Trust and Transparency in Handling Customer Data. *Journal of Engineering Research and Reports*, 26(7), 244–268.

<https://doi.org/10.9734/jerr/2024/v26i71206>

Paul, M., Maglaras, L., Ferrag, M. A., & Almomani, I. (2023). Digitization of Healthcare sector:

A Study on Privacy and Security Concerns. *ICT Express*, 9(4), 571–588.

Ponnusamy, S., & Eswararaj, D. (2023). Navigating the Modernization of Legacy Applications

and Data: Effective Strategies and Best Practices. *Asian Journal of Research in Computer Science*, 16(4), 239–256. <https://doi.org/10.9734/ajrcos/2023/v16i4386>

Qiu, T., Chi, J., Zhou, X., Ning, Z., Atiquzzaman, M., & Wu, D. O. (2020). Edge Computing in

Industrial Internet of Things: Architecture, Advances and Challenges. *IEEE Communications Surveys & Tutorials*, 22(4).

<https://doi.org/10.1109/COMST.2020.3009103>

Rashid, A. B., & Kausik, A. K. (2024). AI Revolutionizing Industries Worldwide: a

Comprehensive Overview of Its Diverse Applications. *Hybrid Advances*, 7, 100277–100277. <https://doi.org/10.1016/j.hybadv.2024.100277>

- Revathi S., Ansari, A., Japhine Susmi S., Madhavi M., A, G. M., & Sudhakar, M. (2024). Integrating Machine Learning-IoT Technologies Integration for Building Sustainable Digital Ecosystems. *Advances in Computational Intelligence and Robotics Book Series*, 259–291. <https://doi.org/10.4018/979-8-3693-2432-5.ch012>
- Saboo, S., & Shekhawat, D. (2024, February 12). *Enhancing Predictive Maintenance in an Oil & Gas Refinery Using IoT, AI & ML: An Generative AI Solution*. Onepetro.org; OnePetro. <https://doi.org/10.2523/IPTC-23466-MS>
- Salami, A. A., Igwenagu, U. T. I., Mesode, C. E., Olaniyi, O. O., & Oladoyinbo, O. B. (2024). Beyond Conventional Threat Defense: Implementing Advanced Threat Modeling Techniques, Risk Modeling Frameworks and Contingency Planning in the Healthcare Sector for Enhanced Data Security. *Journal of Engineering Research and Reports*, 26(5), 304–323. <https://doi.org/10.9734/jerr/2024/v26i51156>
- Samuel-Okon, A. D., Akinola, O. I., Olaniyi, O. O., Olateju, O. O., & Ajayi, S. A. (2024). Assessing the Effectiveness of Network Security Tools in Mitigating the Impact of Deepfakes AI on Public Trust in Media. *Archives of Current Research International*, 24(6), 355–375. <https://doi.org/10.9734/acri/2024/v24i6794>
- Samuel-Okon, A. D., Olateju, O. O., Okon, S. U., Olaniyi, O. O., & Igwenagu, U. T. I. (2024). Formulating Global Policies and Strategies for Combating Criminal Use and Abuse of Artificial Intelligence. *Archives of Current Research International*, 24(5), 612–629. <https://doi.org/10.9734/acri/2024/v24i5735>
- Scaife, A. D. (2023). Improve predictive maintenance through the application of artificial intelligence: A systematic review. *Results in Engineering*, 101645. <https://doi.org/10.1016/j.rineng.2023.101645>

- Selesi-Aina, O., Obot, N. E., Olisa, A. O., Gbadebo, M. O., Olateju, O. O., & Olaniyi, O. O. (2024). The Future of Work: A Human-centric Approach to AI, Robotics, and Cloud Computing. *Journal of Engineering Research and Reports*, 26(11), 62–87. <https://doi.org/10.9734/jerr/2024/v26i111315>
- Shajari, S., Kuruvinashetti, K., Komeili, A., & Sundararaj, U. (2023). The emergence of AI-based wearable sensors for digital health technology: A review. *Sensors*, 23(23), 9498–9498. <https://doi.org/10.3390/s23239498>
- Sharma, S., Sharma, K., & Grover, S. (2024). Real-Time Data Analysis with Smart Sensors. *Real-Time Data Analysis with Smart Sensors*, 127–153. https://doi.org/10.1007/978-3-031-69433-2_5
- Sharma, V., Pillai, S., Pathak, P., Pal, P., Sarkar, B. D., & Yadav, V. (2024). IoT and Supply Chain Interoperability: Bridging the Connectivity Gap. *Lecture Notes in Networks and Systems*, 697–715. https://doi.org/10.1007/978-981-97-4228-8_45
- Siemens. (2021, April 12). *New Smart Condition Monitoring solution with IIoT sensors for indu ...* [Press.siemens.com. https://press.siemens.com/global/en/pressrelease/new-smart-condition-monitoring-solution-iiot-sensors-industrial-plants](https://press.siemens.com/global/en/pressrelease/new-smart-condition-monitoring-solution-iiot-sensors-industrial-plants)
- Siemens. (2024, February 5). *Generative artificial intelligence takes Siemens' predictive maint ...* [Press.siemens.com. https://press.siemens.com/global/en/pressrelease/generative-artificial-intelligence-takes-siemens-predictive-maintenance-solution-next](https://press.siemens.com/global/en/pressrelease/generative-artificial-intelligence-takes-siemens-predictive-maintenance-solution-next)
- Swain, A., Abdellatif, E., Mousa, A., & Pong, P. W. T. (2022). Sensor Technologies for Transmission and Distribution Systems: A Review of the Latest Developments. *Energies*, 15(19), 7339. <https://doi.org/10.3390/en15197339>

- Trivedi, C., Bhattacharya, P., Prasad, V. K., Patel, V., Singh, A., Tanwar, S., Sharma, R., Aluvala, S., Pau, G., & Sharma, G. (2024). Explainable AI for Industry 5.0: Vision, Architecture, and Potential Directions. *IEEE Open Journal of Industry Applications*, 5, 177–208. <https://doi.org/10.1109/ojia.2024.3399057>
- Tunbosun Oyewale Oladoyinbo, S.O. Olabanji, Oluwaseun Oladeji Olaniyi, Olubukola Omolara Adebisi, Olalekan Jamiu Okunleye, & Alao, A. A. (2024). Exploring the Challenges of Artificial Intelligence in Data Integrity and its Influence on Social Dynamics. *Asian Journal of Advanced Research and Reports*, 18(2), 1–23. <https://doi.org/10.9734/ajarr/2024/v18i2601>
- Turpeinen, M. (2024). *Analysis of market opportunities for IT support services in the intersection of three regions: a comprehensive study of the IT needs and current infrastructure of SMEs*. www.theseus.fi. <https://www.theseus.fi/handle/10024/851685>
- Van Dinter, R., Tekinerdogan, B., & Catal, C. (2022). Predictive maintenance using digital twins: A systematic literature review. *Information and Software Technology*, 151, 107008. <https://doi.org/10.1016/j.infsof.2022.107008>
- Werbińska-Wojciechowska, S., Giel, R., & Winiarska, K. (2024). Digital Twin Approach for Operation and Maintenance of Transportation System—Systematic Review. *Sensors*, 24(18), 6069–6069. <https://doi.org/10.3390/s24186069>
- Zaguir, N. A., Guilherme, & Mauro. (2024). Challenges and enablers for GDPR compliance: systematic literature review and future research directions. *IEEE Access*, 12, 81608–81630. <https://doi.org/10.1109/access.2024.3406724>
- Zeb, S., Mahmood, A., Hassan, S. A., Piran, MD. J., Gidlund, M., & Guizani, M. (2022). Industrial digital twins at the nexus of NextG wireless networks and computational

intelligence: A survey. *Journal of Network and Computer Applications*, 200, 103309.

<https://doi.org/10.1016/j.jnca.2021.103309>

Zhang, C., Zhou, G., Li, J., Zhou, G., Ding, K., & Ma, D. (2023). A multi-access edge computing enabled framework for the construction of a knowledge-sharing intelligent machine tool swarm in Industry 4.0. *Journal of Manufacturing Systems*, 66, 56–70.

<https://doi.org/10.1016/j.jmsy.2022.11.015>

Zhong, D., Xia, Z., Zhu, Y., & Duan, J. (2023). Overview of predictive maintenance based on digital twin technology. *Heliyon*, 9(4), e14534.

<https://doi.org/10.1016/j.heliyon.2023.e14534>

UNDER PEER REVIEW