

# Efficacy of various insecticides against gram pod borer (*Helicoverpa armigera* (HUBNER)) in chickpea

## ABSTRACT:

The investigation was aimed to <sup>studying</sup> study the effectiveness of insecticides on the larval population, as well as the cost-benefit ratio on chickpea yield. The experiment was carried out in the Entomology Research Field, DDU Gorakhpur University, Deeksha Bhawan, IANS, Gorakhpur in a Randomized Block Design (RBD) with seven treatments replicated three times using Pusa 362 variety in a plot size of (3 m×2 m) at a spacing of (20×10 cm). The treatments used during the observation were T1 Spinosad, T2 NSKE, T3 *Bt*, T4 *Beauveria bassiana*, T5 Neem oil, T6 Emamectin benzoate, and T7 control plot (without any treatment). From the study it was noted that the highest reduction was reported in plots treated with T1 (Spinosad 0.20ml/l) which proved to be superior among the rest of the treatments, and the next effective treatment is T6 (Emamectin benzoate 0.4 g/l), followed by T5 (*Beauveria bassiana* 2x 10 CFU@ 5ml/l), T3 (*Bacillus thuringiensis* 1.5g/l) and maximum population of pod borer was observed in untreated control plot. The data on the yield of chickpea revealed that the highest yield recorded in the treatment T1 Spinosad (0.20ml/l) and it was superior over all the other treatment followed by Emamectin benzoate 0.4g/l with the yield was obtained in the control. The data on the increase in yield over control of chickpea revealed that the highest increase in yield over control was recorded in the treatment T1 Spinosad (0.20ml/l) and it was superior over all the other treatments and followed by Emamectin benzoate 0.4g/l with the lowest increase in yield over control was reported in plot treated with NSKE 5% with, respectively. The maximum cost-benefit ratio was obtained in the plot treated with 0.20ml/l spinosad 45SC next effective treatment in terms of cost-benefit ratio was Emamectin benzoate 0.4g/l and the lowest cost-benefit ratio was found in Neem oil 3% treated plot.

**Keywords:** Bio efficacy, gram pod borer, *Helicoverpa armigera*, Gorakhpur, Eastern Uttar Pradesh

## 1. INTRODUCTION

*Cicer arietinum* L., the scientific name for chickpea, is a member of the Cicereae tribe of the Fabaceae family, more precisely the Papilionaceae subfamily (Singh and Diwakar, 1995). This traditional pulse crop is one of the most important legume crops in the world (Ladzinsky, 1975). Chickpeas, sometimes called Chana, Bengal gramme, or Gramme, is an important pulse crop that are farmed in many different nations worldwide (Singh and Diwakar, 1995). They provide 20% of the world's supply of legumes. It belongs to the family Leguminaceae. The "King of Pulses," the chickpea, originates in South Western Asia. During the *Rabi* season, the plant normally grows to a height of 20 to 50 cm. It has small, fluffy leaves on both sides of the stem. Usually, it is grown in rainfed or residually damp soil environments. Chickpeas are used as food as well as for human consumption. Its seed is used as a green vegetable, in fried or roasted foods, as a snack, and to make flour and dhal (Chavan *et al.*, 1987). typically

Globally, it was grown on 149.66 lakh ha area, with the total production of 15.97 million metric tons and average productivity of 1252 kg/ha (DES 2023, MOAF and W, Gol). Chickpea production of India was 13.75 million tonnes from an acreage of 10.91 million ha. with a productivity of 12.6 q./ha (DES 2023, MOAF and W, Gol). Chickpea solely contributes nearly 50% of the Indian pulse production. States like Maharashtra (25.97% contribution to national production), Madhya Pradesh (18.59%), Rajasthan (20.65%), Gujarat (10.10%) and Uttar Pradesh (5.64%) are major chickpea-producing states of India (Prasanna *et al.*, 2020). in

Consuming chickpeas has a number of physiological benefits that could qualify them as a "functional food," in addition to their well-known ability to supply protein and fiber (Jukanti *et al.*, 2012). Eighty per cent of the dry mass of chickpeas is made up of protein, making them a great source of both carbs and protein (Chibbar *et al.*, 2010). Because of the excellent nutritious qualities of chickpeas, humans have devoured them and still do (Jukanti *et al.*, 2012). It is prepared in a variety of ways across the globe (Ibrikci *et al.*, 2003), for example, chickpeas are used to make snacks in India (Chavan *et al.*, 1987), stews, soups, and salads in Asia and Africa (Gecit *et al.*, 1989). The variety of cooking methods for chickpeas appeals to people all across the world (Jukanti *et al.*, 2012). Per 100 grammes, chickpeas contain the following nutrients: 27.42 grammes of carbohydrates, 8.86 grammes of protein, 2.59 grammes of total fat, 7.6 grammes of dietary fibre, 172 µg of folates, 0.526 mg of niacin, 0.245 mg of

The efficacy of different insecticides against *Helicoverpa armigera* was observed in the data recorded on larval population one day before the first spray is presented in Table 1, and Fig 1 showed that the population ranged between 2.31 to 2.42 larvae/5 plants. The results were statistically non-significantly indicating uniform distribution of the gram pod borer population. The data regarding to the effectiveness of various treatments at different intervals have been presented. The data presented in Table 1 and graphically represented in Fig 1 revealed that there was a significant difference among the treatments on 3<sup>rd</sup> day after 1<sup>st</sup> spray. All the treatments recorded a significant reduction in the larval population of *Helicoverpa armigera* over the untreated control. The population ranged between 1.46 to 2.46 larvae/5 plants. The most effective population recorded in treatment T1 (Spinosad 0.20ml/l) which proved to be superior among the rest of the treatments (1.46 larvae/5 plants) and the next effective treatment is T6 (Emamectin benzoate 0.4 g/l) with (1.52 larvae/ 5 plant), followed by T5 (*Beauveria bassiana* 2x 10 CFU@ 5ml/l) with (1.55 larvae/ 5 plant), T3 (*Bacillus thuringiensis* 1.5g/l) with (1.59 larvae/ 5 plants), T4 (Neem oil 5%), with (1.73 larvae/ 5 plant), T2 (NSKE 5%) were also significantly superior over control with (1.78 larvae/5 plant) respectively and were found the maximum population of pod borer was observed in untreated control i.e., 2.46 larvae/5 plant. After 7 days of the first spray, all the treatments recorded a significant reduction in the population of pod borer over untreated control. The population ranged between 0.91 to 2.52 larvae/ 5 plants. The highest protection against *Helicoverpa armigera* is provided by T1 (Spinosad 0.20ml/l) with the least population (0.91 larvae/5 plant) the next effective treatment is T6 (Emamectin benzoate 0.4 with (0.95 larvae/ 5 plant) followed by T5 (*Beauveria bassiana* 2x10 CFU@ 5ml/l) with (0.99 larvae/ 5 plant), T3 (*Bacillus thuringiensis* 1.5g/l) with (1.04 larvae/ 5 plants), next effective treatment is T4 (Neem oil 5%) (1.17), T2 (NSKE 5%) with (1.41 larvae/ 5 plant) and the maximum population of pod borer was observed in untreated control i.e., 2.52 larvae/5. After 14 days after 1<sup>st</sup> spray of all insecticides was found significant and reduced the gram pod borer infestation the most effective treatment among all was T1 (Spinosad 0.20ml/l) with the least population (0.99 larvae/5 plant) the next effective treatment was T6 (Emamectin benzoate 0.4 with (1.08 larvae/ 5 plant) followed by T5 (*Beauveria bassiana* 2x10 CFU@ 5ml/l) were (1.14), T3 (*Bacillus thuringiensis* 1.5g/l) with (1.24 larvae/ 5 plants), followed by treatment T4 (Neem oil 5%) with (1.39 larvae/ 5 plant), T2 (NSKE 5%) followed by with (1.41 larvae/ 5 plant), significantly superior over control, respectively and the maximum population of pod borer was observed in untreated control i.e., 2.63 larvae/5 plant. From the mean data of the first spray it was noted that the highest reduction was reported in plots treated with T1 (Spinosad 0.20ml/l) which proved to be superior among the rest of the treatments (1.12 larvae/5 plants) and the next effective treatment is T6 (Emamectin benzoate 0.4 g/l) with (1.19 larvae/ 5 plant), followed by T5 (*Beauveria bassiana* 2x 10 CFU@ 5ml/l) with (1.23 larvae/ 5 plant), T3 (*Bacillus thuringiensis* 1.5g/l) with (1.29 larvae/ 5 plants), T4 (Neem oil 5%), with (1.43 larvae/ 5 plant), T2 (NSKE 5%) were also significantly superior over control with (1.47 larvae/5 plant) respectively and were found the maximum population of pod borer was observed in untreated control i.e., 2.54 larvae/5 plant.

The result of the second spray is shown in (Table- 2 and Figure 2). The significant overcontrol. It was observed after 3 days after 2<sup>nd</sup> spray, all insecticides significantly reduced gram pod borer infestation. The lowest population was recorded on treatment T1 (Spinosad 0.20ml/l) with the least population (1.93 larvae/5 plant) the next effective treatment is T6 (Emamectin benzoate 0.4 with (1.97 larvae/ 5 plant) followed by T3 (*Bacillus thuringiensis* 1.5g/l) with (2.17 larvae/ 5 plants), T5 (*Beauveria bassiana* 2x10 CFU@ 5ml/l) with (2.23 larvae/ 5 plant) followed by treatment T4 (Neem oil 5%) with (2.31 larvae/ 5 plant), followed by, T2 (NSKE 5%) were also significantly superior over control with (2.39 larvae/5 plant) respectively and were found the maximum population of pod borer was observed in untreated control i.e., 3.87 larvae/5 plants. After 7 days after 2<sup>nd</sup> spray, all insecticides significantly reduced gram pod borer infestation. The lowest population was recorded on treatment T1 (Spinosad 0.20ml/l) with the least population (1.07 larvae/5 plant) the next effective treatment is T6 (Emamectin benzoate 0.4 with (1.13 larvae/ 5 plant) followed by T5 (*Beauveria bassiana* 2x10 CFU@ 5ml/l) with (1.21 larvae/ 5 plant) T3 (*Bacillus thuringiensis* 1.5g/l) with (1.29 larvae/ 5 plants), followed by treatment T4 (Neem oil 5%) with (1.68 larvae/ 5 plant), followed by, T2 (NSKE 5%) next effective treatment with (1.75 larvae/5 plant) respectively and were found the maximum population of pod borer was observed in untreated control i.e., 3.97 larvae/5 plants. It was observed that 14 days after 2<sup>nd</sup> spray, all insecticides significantly reduced gram pod borer infestation. The lowest population was recorded on treatment T1 (Spinosad 0.20ml/l) with the least population (1.24 larvae/5 plant) the next effective treatment is T6 (Emamectin benzoate 0.4 with (1.29 larvae/ 5 plant) followed by T5 (*Beauveria bassiana* 2x10 CFU@ 5ml/l) with (1.47 larvae/ 5 plant), T3 (*Bacillus thuringiensis* 1.5g/l) with (1.57 larvae/ 5 plants), followed by treatment T4 (Neem oil 5%) (1.81 larvae/5 plant) and T2

(NSKE 5%) (1.91), and found the maximum population of pod borer was observed in untreated control, i.e., 3.91 larvae/5 plants.

From the mean data of the second spray (Table 3) it was noted that the highest reduction was reported in plots treated with T1 (Spinosad 0.20ml/l) which proved to be superior among the rest of the treatments (1.42 larvae/5 plants) and the next effective treatment is T6 (Emamectin benzoate 0.4 g/l) with (1.46 larvae/ 5 plant), followed by T5 (*Beauveria bassiana* 2x 10 CFU@ 5ml/l) with (1.61 larvae/ 5 plant), T3 (*Bacillus thuringiensis* 1.5g/l) with (1.50 larvae/ 5 plants), T4 (Neem oil 5%), with (1.93 larvae/ 5 plant), T2 (NSKE 5%) were also significantly superior over control with (1.74 larvae/5 plant) respectively and were found the maximum population of pod borer was observed in untreated control i.e., 3.92 larvae/5 plant.

From the mean data of both the sprays (Table 3) it was noted that the highest reduction was reported in plots treated with T1 (Spinosad 0.20ml/l) which proved to be superior among the rest of the treatments (1.27 larvae/5 plants) and the next effective treatment is T6 (Emamectin benzoate 0.4 g/l) with (1.33 larvae/ 5 plant), followed by T5 (*Beauveria bassiana* 2x 10 CFU@ 5ml/l) with (1.42 larvae/ 5 plant), T3 (*Bacillus thuringiensis* 1.5g/l) with (1.50 larvae/ 5 plants), T4 (Neem oil 5%), with (1.68 larvae/ 5 plant), T2 (NSKE 5%) were also significantly superior over control with (1.74 larvae/5 plant) respectively and were found the maximum population of pod borer was observed in untreated control i.e., 3.23 larvae/5 plant.

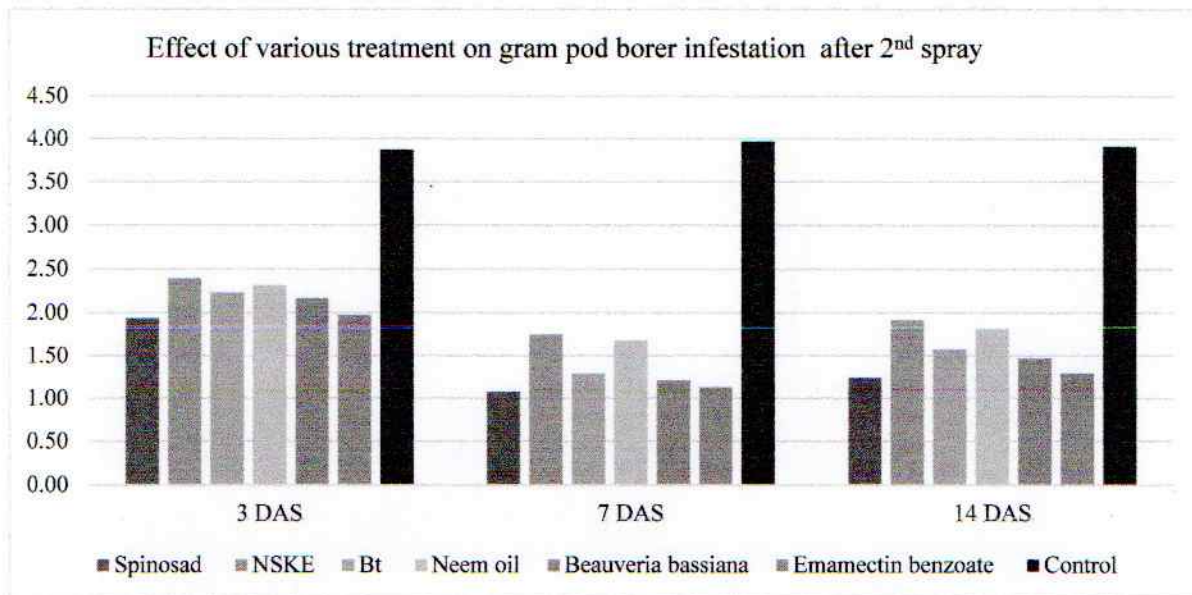
As the similar reported by Yadav *et al.*, (2024), Gafar *et al.*, (2024), Antony *et al.*, (2024). The lowest per cent infestation of chickpea pod borer was recorded in T4-Spinosad 45 SC (5.07%) as the similar findings was reported by Akhtar *et al.* (2022) ,with (6.5%), Mishra *et al.* (2014) with (3.3%), Singh *et al.*(2012),with (2.3%), Emamectin benzoate was found to be the next best treatment with a lowest per cent of infestation of pod borer (8.80%) as the similar findings was made by Akbar *et al.* (2018) with (6.61%), Sarnaik and Chiranjeevi, (2017) *Bacillus thuringiensis* was the next effective treatment with a lowest per cent of infestation (11.93%) as the similar findings was made by Bhushan *et al.* (2011) with (11.40%), Kumar *et al.* (2019) with (13.38%).

**Table 1. Efficacy of different treatments against larval population of gram pod borer in chickpea 1<sup>st</sup> spray during Rabi, 2023-24.**

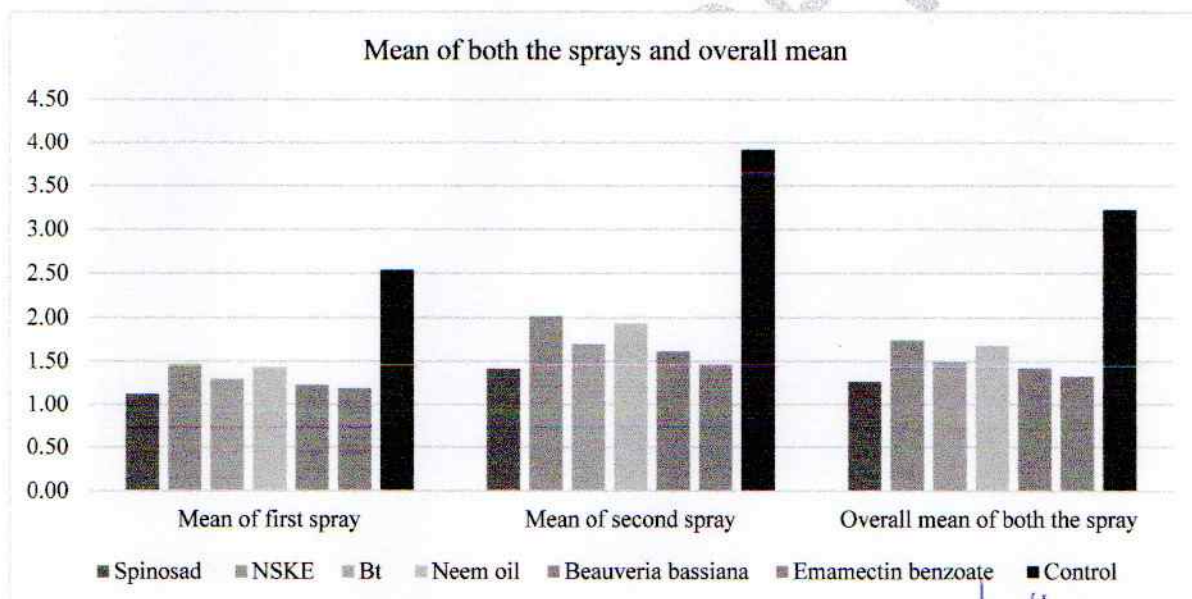
S.no	Treatment	Dose	Mean larval population/ 5plants			
			Before one day of spray	After 3days of spray	After 7 days of spray	After 14 days of spray
T1	Spinosad 45 SC	0.20 ml/l	2.42(1.84)	1.46(1.56)	0.91(1.38)	0.99 (1.42)
T2	NSKE	5%	2.31(1.82)	1.78(1.67)	1.21(1.48)	1.41 (1.55)
T3	<i>Bt</i>	0.5g/l	2.37(1.83)	1.59(1.61)	1.04(1.43)	1.24 (1.49)
T4	Neem oil	3%	2.39(1.84)	1.73(1.65)	1.17(1.48)	1.39 (1.54)
T5	<i>Beauveria bassiana</i>	5ml/l	2.36(1.83)	1.55(1.59)	0.99(1.42)	1.14 (1.46)
T6	Emamectin benzoate	0.4g/l	2.40(1.84)	1.52(1.58)	0.95(1.40)	1.08 (1.44)
T7	Control	Water	2.34(1.82)	2.46(1.86)	2.52(1.88)	2.63 (1.90)
	SE ±		0.010	0.011	0.013	0.012
	C.D. (P=0.05)		NA	0.036	0.040	0.037

**Table 2 Efficacy of different insecticides against gram pod borer in chickpea 2<sup>nd</sup> spray**

S.no	Treatments	Mean larval population/ 5 plants
------	------------	----------------------------------



**Fig 2 Effect of various treatment on gram pod borer infestation after 2<sup>nd</sup> spray**



**Fig 3 Mean of both the sprays and overall mean.**

### 3.1 Effect of treatment on yield

The effectiveness of treatment determined based on chickpea grain yield obtained in different treatments during *Rabi* season year 2023-24 is presented in table .5 and figure 4..

All the treatments yielded significantly higher over the control. The data on the yield of chickpea revealed that the highest yield recorded in the treatment T1 Spinosad (0.20ml/l) with (24.31 q/ha) and it was superior over all the other treatment and followed by Emamectin benzoate 0.4g/l with (23.69 q/ha), Bt 1.5g/l with (22.91 q/ha), *Beauveria bassiana* 2x10<sup>8</sup> CFU @ 5ml/l with (22.06 q/ha), Neem oil 5% with (21.37 q/ha), NSKE 5% with (21.14 q/ha), respectively. The yield (19.47 q/ha) was obtained in the control. Present result endorses the finding of Pawar *et al*, recorded the highest grain yield in T1 Spinosad 45SC (22.90q/ha)

Handwritten notes in blue ink: "results than" with arrows pointing to the Spinosad and Emamectin benzoate bars in Figure 3. "than" with an arrow pointing to the Spinosad bar in Figure 3. Two "F" marks with arrows pointing to the Spinosad and Emamectin benzoate bars in Figure 3.

### 3.1.1 Increase in yield percentage over control

The data on <sup>the</sup> increase in yield over control of chickpea revealed that the highest increase in yield over control was recorded in the treatment T1 Spinosad (0.20ml/l) with (24.86) and it was superior over all the other treatments <sup>and</sup> followed by Emamectin benzoate 0.4g/l with (21.67), *Bt* 1.5g/l with (17.67), *Beauveria bassiana* 2x10<sup>8</sup> CFU @ 5ml/l with (13.30), Neem oil 5% with (9.76), NSKE 5% with (8.58), respectively.

### 3.1.2 Cost-benefit ratio

Data included in table .5. The economics of treatments were determined to find out the cost effectiveness of treatment in the term of cost benefit ratio. The maximum cost benefit ratio was obtained in plot treated with 0.20ml/l spinosad 45SC (1:9.27) next effective treatment in the term of cost benefit ratio were Emamectin benzoate 0.4g/l with (1:9.18), *Beauveria bassiana* (1:7.48), *Bt* (1:7.28), NSKE 5% (1:3.58) the lowest cost benefit ratio (1:2.66) was found in Neem oil 5% treated plot. The present result partial agreement with **Upadhyay et al., (2020)** reported that the after calculating the highest cost benefit ratio in the treatment t4 spinosad 45 SC (1:2:92) as the similar findings, **Santhosh, K., and Kumar, A., (2022)** the treatment with Neem oil found to be an efficient organic treatment with a cost benefit ratio of 1:3.6. Similar findings were made by similar finding of value 1:2.41.

**Table 4: Effect of various treatments on yield and increase in yield percentage over control**

S. No	Treatment	Dose	Yield q/ha	Increase in yield percentage over control
T1	Spinosad	0.20 ml/l	24.31	24.86
T2	NSKE	5%	21.14	8.58
T3	<i>Bt</i>	0.5g/l	22.91	17.67
T4	Neem oil	3%	21.37	9.76
T5	<i>Beauveria bassiana</i>	5ml/l	22.06	13.30
T6	Emamectin benzoate	0.4g/l	23.69	21.67
T7	Control	Water	19.47	0.00

**Table .5 Benefit-cost ratio of different treatments used for the management of gram pod borer *Helicoverpa armigera* in chickpea during Rabi season year 2023-24.**

S.No.	Treatment	Yield (q/ha)	Insecticide Cost	Total cost of Plant Protection	Gross Income	Net Income	Benefit over control	B:C
1	Spinosad	24.31	1440	3040	156799.5	153759.5	28178	9.27
2	NSKE	21.14	750	2350	136353	134003	8421.5	3.58
3	<i>Bt</i>	22.91	1080	2680	147769.5	145089.5	19508	7.28
4	Neem oil	21.37	1750	3350	137836.5	134486.5	8905	2.66

5	<i>Beauveria bassiana</i>	22.06	369	1969	142287	140318	14736.5	7.48
6	Emamectin benzoate	23.69	1073	2673	152800.5	150127.5	24546	9.18
7	Control	19.47			125581.5	125581.5		

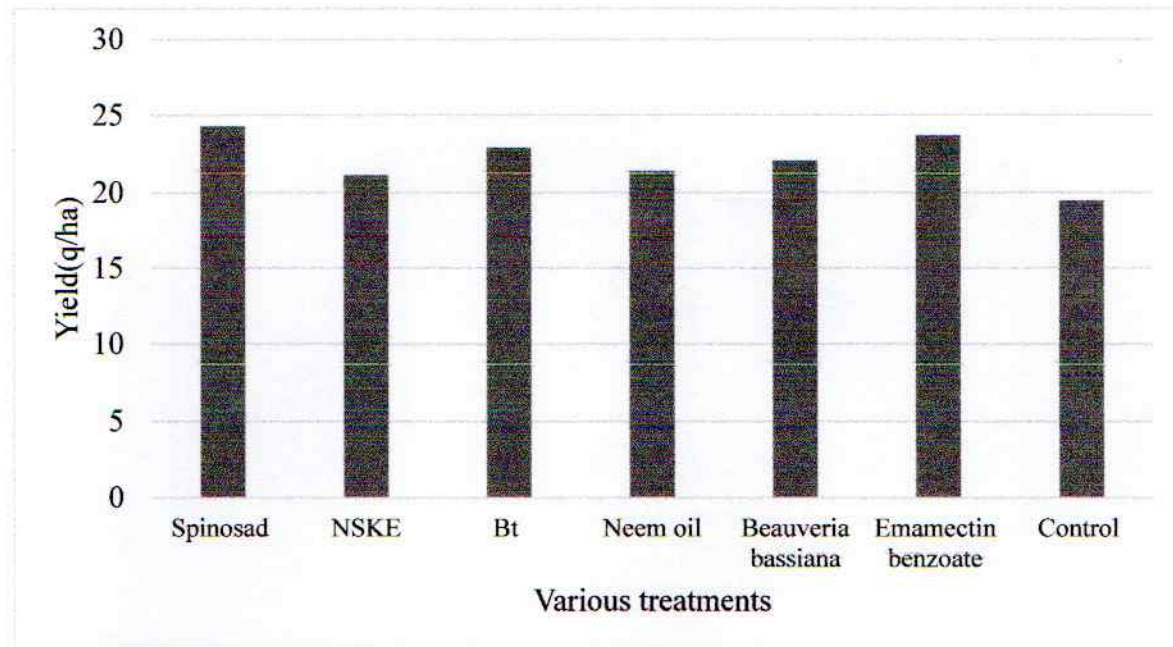


Fig 4. Graphical representation of yield of treatment.

#### 4. CONCLUSION

From the critical analysis of the present findings, it can be concluded that among the treatments used T1 (Spinosad 0.20ml/l) proved to be superior among the rest of the treatments, and the next effective treatment is T6 (Emamectin benzoate 0.4 g/l), followed by T5 (*Beauveria bassiana* 2x 10 CFU@ 5ml/l), T3 (*Bacillus thuringiensis* 1.5g/l) and maximum population of pod borer was observed in the untreated control plot. The data on the yield of chickpea revealed that the highest yield recorded in the treatment T1 Spinosad (0.20ml/l) and it was superior over all the other treatments followed by Emamectin benzoate 0.4g/l with the yield (19.47 q/ha) was obtained in the control. The data on the increase in yield over control of chickpea revealed that the highest increase in yield over control was recorded in the treatment T1 Spinosad (0.20ml/l) and it was superior over all the other treatments and followed by Emamectin benzoate 0.4g/l with the lowest increase in yield over control was reported in plot treated with NSKE 5% with (8.58), respectively. The maximum cost-benefit ratio was obtained in the plot treated with 0.20ml/l spinosad 45SC next effective treatment in terms of cost-benefit ratio was Emamectin benzoate 0.4g/l and the lowest cost-benefit ratio (1:2.66) was found in Neem oil 3% treated plot.

#### References

- Akbar, W., Asif, M. U., Memon, R. M., Bux, M., & Sohail, M. (2018). Validation of some new chemistry and conventional insecticides against gram pod borer (*Helicoverpa armigera*) in chickpea. *Pakistan Entomologist*, 40(1), 45-49.
- Akhtar, M., Mahmood, M. T., Khalid, M. J., Amin, A., Zafar, M. N., Aziz, A., ... & Ahmed, M. (2022). Efficacy of some new chemistry insecticides against the chickpea pod borer (*Helicoverpa armigera*) [Hubner]. *Plant Cell Biotechnology and Molecular Biology*, 23(9-10), 1-6.