

First Principles Study of Structural, Electronic, Mechanical and Density of State Properties of the Half - Heusler Alloy NaCrGe

Abstract

In this study, the investigated structural parameters revealed that NaCrGe is stable at beta phase. We obtained that the material is a narrow bandgap semiconductor half-Heusler alloys with measured gap of 1.050 eV. The structure NaCrGe conduction band minimum (CBM) position at gamma(Γ) and the valence band maximum (VBM) located at X-point of the Brillouin zone. This indicates that the alloy NaCrGe has indirect bandgap semiconductors. The material NaCrGe is considered hybrids between metals and semiconductors. Hence, NaCrGe is Half-metallic heusler alloy. The calculated mechanical properties indicate that NaCrGe possesses good mechanical stability, making it suitable for structural applications. B/G ratio for NaCrGe is 2.40. This implies that NaCrGe is “ductile” in nature at ambient condition. Also NaCrGe is confirmed “ductile” in nature at positive value of $C_{11} - C_{44}$ (+48.07). PDOS shows that Na-4p, Cr-4p and Ge-2p has the highest orbital contribution for Na, Cr and Ge atoms respectively. At fermi energy both spin up and spin down is at zero point in the plot of projected density of state (PDOS) against energy. This revealed that NaCrGe is a half metallic heusler alloy.

Keywords : Half heusler; half-metallic gap; electronic band structure; mechanical properties; density of state; alloys

1.0 Introduction

“Half-Heusler alloys are ternary intermetallic compounds with the general formula XYZ, where X and Y are typically transition or rare-earth metals, and Z is usually a main group element. They are known for their versatile electronic, magnetic, and thermoelectric properties, making them of interest for various applications, including spintronics, thermoelectric devices, and topological insulators”. (Hirohata, 2006; Anand, 2018)

“Half-metallic ferromagnets represent a relatively new class of materials which have recently attracted a lot of interest due to their possible applications in spin electronics (also known as magnetoelectronics)”. (Aravinda, 2022; Atsufumi, 2022). “The two spin bands behave entirely differently in these materials. A typical metallic behavior is displayed by one of them (typically the majority-spin band, also called the spin-up band) with a non-zero density of states (DOS) at the Fermi level E_F , while the minority (spin-down) band displays a semiconducting behavior with a gap at E_F . As a result, these half-metals can be regarded as semiconductor and metal hybrids”. (Babalola, 2022)

Theoretical investigations using first-principles calculations based on Density Functional Theory (DFT) have proven to be invaluable in understanding and predicting the properties of materials with high accuracy. DFT enables the exploration of electronic structures, mechanical behaviors, and thermodynamic properties without the

need for experimental data, providing insights into the fundamental nature of materials and guiding experimental efforts. (Benatmane, 2019; Babalola, 2023 ; Babalola, 2021).

Half-Heusler alloys have garnered significant attention due to their intriguing electronic, magnetic, and mechanical properties, which make them suitable for a wide range of applications, from thermoelectrics to spintronics. (Harrington et al., 2017; Ettah, 2023; De, 2001). The NaCrGe alloy, a member of the half-Heusler family, is of particular interest due to its potential high thermoelectric performance and favorable electronic structure. In this study, we employ first-principles calculations to investigate the structural, electronic, mechanical, and density of state properties of NaCrGe, aiming to elucidate its potential for future technological applications. (Dal, 2016, and Casper, 2012).

XYZ Heusler Compounds

H																			He
Li	Be											B	C	N	O	F			Ne
Na	Mg											Al	Si	P	S	Cl			Ar
	Ca	Sc	Ti	V	Cr	Mn	Fe	Co	Ni	Cu	Zn	Ga	Ge	As	Se	Br			Kr
Rb	Sr	Y	Zr	Nb	Mo	Tc	Ru	Rh	Pd	Ag	Cd	In	Sn	Sb	Te	I			Xe
Cs	Ba		Hf	Ta	W	Re	Os	Ir	Pt	Au	Hg	Tl	Pb	Bi	Po	At			Rn
Fr	Ra																		
		La	Ce	Pr	Nd	Pm	Sm	Eu	Gd	Tb	Dy	Ho	Er	Tm	Yb	Lu			
		Ac	Th	Pa	U	Np	Pu	Am	Cm	Bk	Cf	Es	Lr	Md	No	Lr			

Fig. 1. Periodic Table of Half- Heusler alloy. Source: Sharon, (2023)

This table gives the rationale behind choosing NaCrGe material. The pattern of choosing is presented in Fig. 1 X(blue), Y(red) and Ge(Green). Half-metallic materials have the unique property of exhibiting different conductive behaviors for electrons with different spin orientations. This property is highly desirable for spintronics, a field that aims to manipulate electron spin for information processing and storage. Understanding and identifying new half-metallic materials, like those proposed in your study, could lead to the development of more efficient spintronic devices.

2.0. Literature Review

“Intermetallic Heusler alloys are amongst the most attractive half-metallic systems due to their high Curie temperatures and their structural similarity to binary semiconductors. In this review we present an overview of the basic electronic and magnetic properties of both Heusler families: the so-called half-Heusler alloys like NiMnSb and the full-Heusler alloys like Co₂ MnGe. Ab initio results suggest that both the electronic and magnetic properties in these compounds are intrinsically related to the appearance of the minority-spin gap. The total spin magnetic moment M_t scales linearly with the number of the valence electrons Z_t , such that $M_t = Z_t -$

24 for the full-Heusler and $Mt = Zt - 18$ for the half-Heusler alloys, thus opening the way to engineer new half-metallic alloys with the desired magnetic properties". (Galanakis, et al., 2006)

"In this paper, novel perovskite compounds $XMgO_3$ ($X = Na, K$ and Rb) have been investigated intensively in the framework of density functional theory. The results of the magnetic and electronic properties of the perovskite reveal that the three perovskites are ferromagnets and are half-metals which make them ideal for spintronic devices. The magnetic moment of each perovskite is $3 \mu_B$. The compounds are also found to be mechanically and thermodynamically stable. From their B/G ratios, it is found that they are ductile and have high specific heat capacities. When subjected to strains below their equilibrium lattice constants, the three compounds lose their magnetic moment". Babalola and Iyozzor, (2021).

2.1. Mathematical Background

Bulk Moduli(B)

Bulk modulus is a measure of the strength of a substance to withstand changes in volume when under compression on all sides.

$$B = \frac{C_{11} + 2C_{12}}{3} \quad (1)$$

Shear Modulus (G)

The shear modulus is the structure material response to the shear deformation.

$$G = \frac{C_{11} - C_{12} + 3C_{44}}{5} \quad (2)$$

Young's Modulus (E)

Young's modulus(E) is a fundamental property of materials that measures their stiffness or resistance to elastic deformation under stress.

$$E = \frac{9GB}{3B + G} \quad (3)$$

Anisotropy factor (A)

The term anisotropy refers to the fact that the properties of a magnetic material are dependent on the directions in which they are measured. Anisotropy makes an important contribution to hysteresis in magnetic materials and is therefore of considerable practical importance. The anisotropy has a number of possible origins.

$$A = \frac{2C_{44}}{C_{11} - C_{12}} \quad (4)$$

Cauchy's pressure (C_p)

Cauchy pressure determined as the difference between two elastic constants. This parameter gives an idea of the type of chemical bond between atoms and, also determines the plasticity of metals and alloys.

$$C_p = C_{12} - C_{44} \quad (5)$$

Mechanical Stability Criteria (Born Criteria for cubic crystals)

$$C_{11} > 0, C_{44} > 0, C_{11} - C_{12} > 0, C_{11} + 2C_{12} > 0 \quad (6)$$

(Félix, 2014) ; where C_{11} , C_{12} , C_{44} are elastic constant

Equations Source: (Osafire and Umukoro, 2020).

6

3.0 Methodology

We performed first-principles calculations using the density functional theory (DFT) as implemented in **Quantum espresso software version qe-6.8 for simulation on ubuntu operating system version 22.04LTS**. The Perdew-Burke-Ernzerhof (PBE) generalized gradient approximation (GGA) was used for the exchange-correlation potential. The projector augmented-wave (PAW) method was employed to describe the core electrons. A plane-wave cutoff energy of 400 eV was set for the basis set expansion, and a k-point mesh of 8x8x8 was used for Brillouin zone integration.

Optimized input file used for simulation¶

```
&control¶
Ý calculation='scf', Ý Ý Ý Ý Ý Ý Ý!.self-consistent calculation¶
Ý prefix='NaCrGe' Ý Ý Ý Ý Ý Ý Ý!.Prefix for output files¶
Ý pseudo_dir='/home/ishajemichael/PSEUDOPOTENTIALS/', Ý!.Directory containing pseudopotentials¶
Ý outdir='./', Ý Ý Ý Ý Ý Ý Ý!.Directory for temporary files¶
Ý/¶
Ý &system¶
Ý ibrav=2, Ý Ý Ý Ý Ý Ý Ý!.Index for the bravais lattice¶
Ý celldm(1)=11.857, Ý Ý Ý Ý Ý Ý Ý!.lattice parameter a¶
Ý nat=3, Ý Ý Ý Ý Ý Ý Ý!.Number of atoms in the unit cell¶
Ý ntyp=3, Ý Ý Ý Ý Ý Ý Ý!.Number of atom types¶
Ý occupations='smearing', smearing='mv', degauss=0.02 Ý Ý!.Occupation type, !smearing method¶
Ý ecutwfc= 65, Ý Ý Ý Ý Ý Ý Ý!.Planewave kinetic energy cutoff¶
Ý/¶
Ý &electrons¶
Ý mixing_beta = 0.7 Ý Ý Ý Ý Ý Ý Ý!.Convergence threshold for scf iterations¶
Ý diagonalization='david' Ý Ý Ý Ý Ý Ý Ý!.Diagonalization¶
Ý electron_maxstep = 400 Ý Ý Ý Ý Ý Ý Ý!.Electron maximum step¶
Ý/¶
Ý ATOMIC_SPECIES Ý Ý Ý Ý!.Type of atom used, atomic mass, and pseudopotential¶
Ý Na 22.98976928 Na.pbe-spn-kjpaw_psl.0.2.UPF¶
Ý Cr 51.9961 Cr.pbe-spn-kjpaw_psl.0.2.3.UPF¶
Ý Ge 72.64 Ge.pbe-dn-kjpaw_psl.0.3.1.UPF¶
Ý/¶
Ý ATOMIC_POSITIONS Ý Ý Ý Ý Ý Ý Ý!.Position of atom with respect to the crystal¶
Ý Na 0.500 0.500 0.500¶
Ý Cr 0.250 0.250 0.250¶
Ý Ge 0.000 0.000 0.000¶
Ý/¶
Ý K_POINTS (automatic) Ý Ý Ý!.Points in the reciprocal space used to sample the Brillouin zone¶
Ý 8 8 8 0 0 0¶
```

This Quantum ESPRESSO input file sets up a self-consistent field (SCF) calculation for a spin-polarized system within a face-centered cubic (fcc) lattice structure. The control section specifies the type of calculation, file prefixes, and directories for pseudopotentials and temporary files. The system section defines key parameters such as the Bravais lattice index (ibrav=2), lattice parameter (celldm(1)), and the number of atoms (nat) and types (ntyp) in the unit cell. Additionally, it handles electronic state occupations using Marzari-Vanderbilt smearing and sets initial magnetizations for each atomic type, with a specified plane-wave kinetic energy cutoff (ecutwfc) to ensure the accuracy of the wavefunctions. (Giannozzi, 2020; Giannozzi, 2009; Giannozzi, 2017 ; Ležaić et al., 2005)

The electrons section focuses on convergence settings for the SCF procedure, specifying the mixing factor (mixing_beta) and the diagonalization algorithm (Davidson). It also sets the maximum number of iterations (electron_maxstep) to ensure the calculation converges properly. These parameters are crucial for achieving a reliable and efficient solution to the electronic structure problem, especially for complex systems involving multiple atom types and spin polarization. (Giannozzi, 2020; Giannozzi, 2009 ; Katubi, 2023 ; Pask, 2003)

The atomic species and atomic positions sections detail the types of atoms present, their masses, and the corresponding pseudopotentials. This includes sodium (Na), chromium (Cr), and germanium (Ge) each with specific pseudopotential files. The k-points section defines the mesh for sampling the Brillouin zone, using an 8x8x8 grid with no shift, which is essential for accurately capturing the electronic properties of the material. This comprehensive setup ensures a thorough and precise simulation of the material's electronic and magnetic properties. (Mouhat, 2014)

4.0 Results and Discussion

4.1. Structural Properties

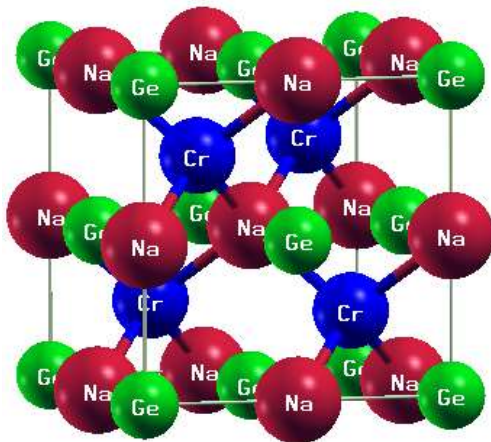


Fig. 2: Crystal structure of β - phase of NaCrGe material

Table 1: Structural Parameters for NaCrGe compound

Compound	a_0 (a.u)	B(Gpa)	B'	E_g (eV)
NaCrGe	11.5174	60.1	4.77	672.79

Fig.2. Shows that crystal structure of NaCrGe compound for beta(β) – phase. The structure is a face centre cubic system with its atomic position. While table 1 contained calculated structural parameter of NaCrGe material. The lattice constant (a_0) for non magnetic calculation is 11.5174a.u. bulk modulus(B) is 60.1Gpa, pressure derivative B' is 4.77 and minimum energy E_g is -672.79eV. Fig. 2 is a plot of energy against lattice parameter which shows that the compound NaCrGe is stable at beta phase. The results were presented in the same pattern as seen in Guo et al., (2013), and Laref and Laref, (2012).

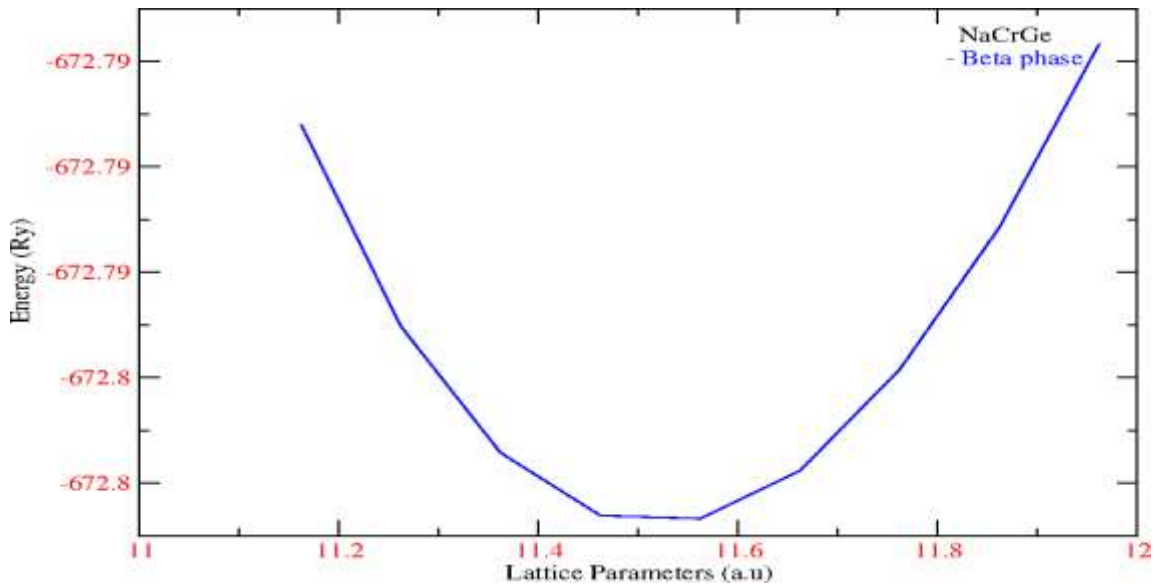


Fig. 3: Energy(Ry) versus Lattice parameter (a.u) for NaCrGe compound

4.2. Electronic Band Structure

The electronic band gap structural properties of NaCrGe alloys has been calculated using the optimized latticed constants in high symmetry directions of the first Brillouin zone $M - \Gamma - R - W - k - \Gamma$ as presented in Fig. 4.

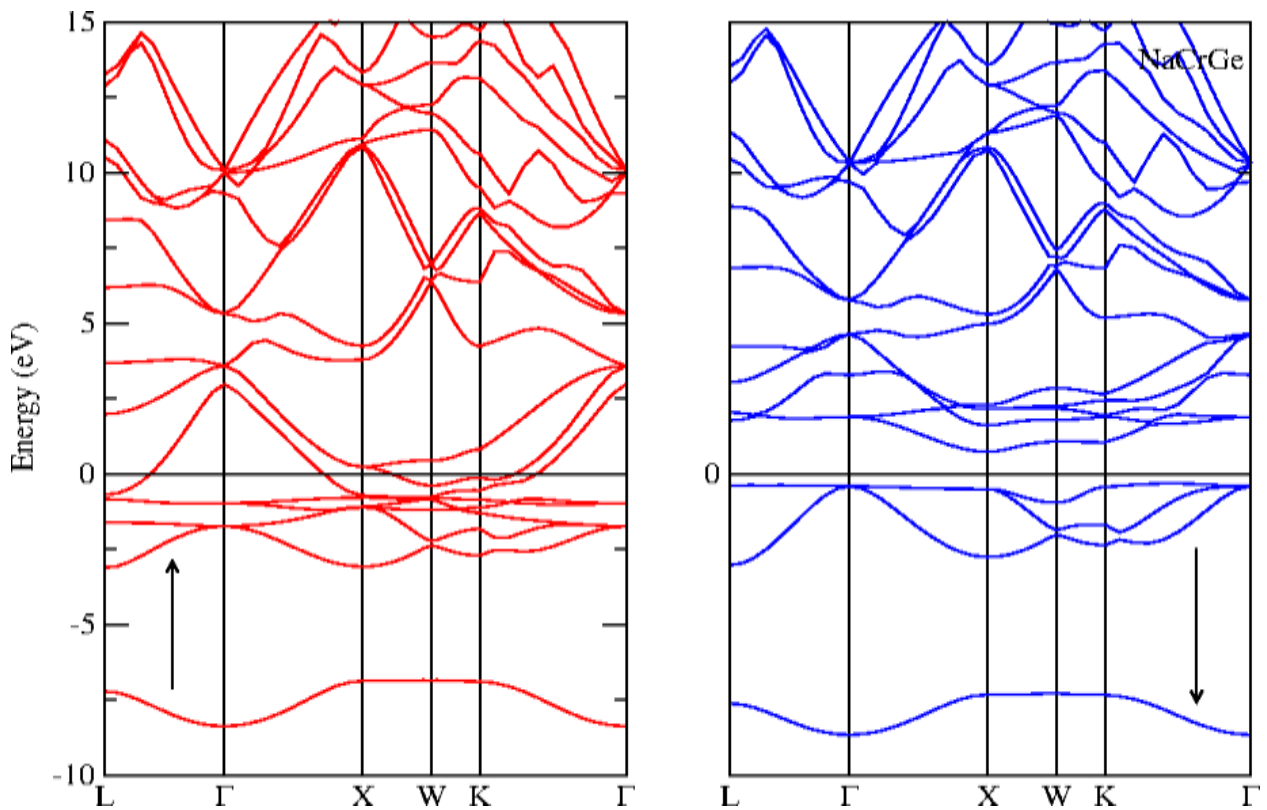


Fig.4. Calculated Electronic Band Structure For NaCrGe

The measured band gap is 1.050eV was obtained for NaCrGe. Hence, the material is a narrow bandgap semiconductor half-Heusler alloys. Azzouz, (2019) studied that to be considered for photovoltaic and photochemistry, semiconductors must have an optimal band gap more than 1.4 and less than 3.0 eV. We observed that the structure NaCrGe conduction band minimum (CBM) at gamma(Γ) and the valence band maximum (VBM) located at X-point of the Brillouin zone. This indicates that the alloy NaCrGe has indirect bandgap semiconductors. In these materials the two spin bands show a completely different behaviour. While one of them (usually the majority-spin band, henceforth also referred to as spin-up band in red color) shows a typical metallic behaviour at the Fermi level E_F line. Meanwhile, the minority (spin-down, blue color) band exhibits a semiconducting behaviour with a gap at E_F line. The material NaCrGe is considered hybrids between metals and semiconductors. Hence, NaCrGe is Half-metallic heusler alloy.

4.3. Mechanical Properties

Table 2: Calculated Elastic Constants (C_{11} , C_{12} and C_{44}), Bulk modulus(B), shear modulus (G), B/G Ratio, Cauthy's pressure (C_p), young modulus(Y), Poisson ratio(u), and Zener Anisotropy factor(A) of Half-Heusler Alloy NaCrGe.

Compounds	C_{11}	C_{12}	C_{44}	B (Gpa)	G (Gpa)	B/G (Gpa)	C_p (Gpa)	Y (Gpa)	u	A
NaCrGe	64.26	28.56	16.19	40.45	16.85	2.40	12.37	44.03	0.32	12.37

The calculated mechanical properties indicate that NaCrGe possesses good mechanical stability, making it suitable for structural applications. The empirical relationship between bulk and shear moduli B/G is proposed by (Pugh, 2009) could be used to describe the mechanical strength of materials. He suggested that if the B/G ratio is less than 1.75, the material is "brittle" in nature otherwise its "ductile". Relying on this assumptions, we found that B/G ratio for NaCrGe is 2.40. This implies that NaCrGe is "ductile" in nature at ambient condition. It also agreed with the fact that if $C_{11} - C_{44}$ is negative the material is brittle, when positive the material is ductile. $C_{11} - C_{44}$ (64.26 - 16.19) is +48.07. Hence NaCrGe is "ductile" in nature at positive value of $C_{11} - C_{44}$.

4.4. Density of State

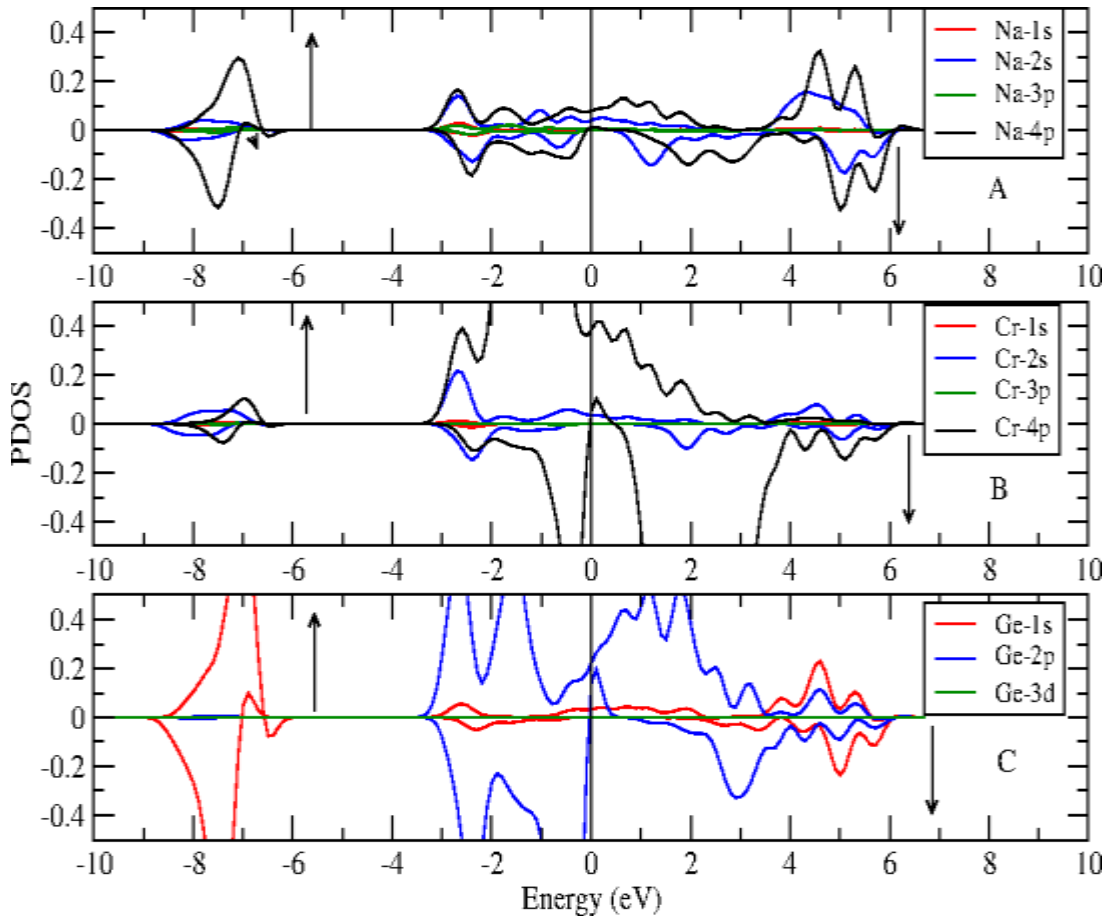


Fig. 5. Plot of PDOS against energy for NaCrGe. Atom projected DOS calculated for the (a). Na -1s, Na- 2s, Na- 3p, and Na- 4p (b). Cr-1s, Cr-2s, Cr-3p and Cr- 4p and (c). Ge-1s, Ge- 2p, and Ge- 3d.

Fig. 5a shows that Na-4p has the highest orbital contribution for the Na-atoms. While in Fig. 4b Cr-4p has the highest orbital present for Cr-atoms. Also Fig.5c. Ge-2p has more orbital donation for the Ge-atoms. At fermi energy both the spin up and spin down is at zero point in plot of partial density of state(PDOS) against energy. This revealed that NaCrGe is a half metallic heusler alloy.

5. Conclusion

The research provides valuable insights into this intriguing material NaCrGe. The comprehensive understanding of its electronic band structure and potential applications contributes to the ongoing exploration of advanced materials and opens up exciting opportunities for the development of innovative electronic devices. The investigated structural parameters revealed that NaCrGe is stable at beta phase. We obtained that the material is a narrow bandgap semiconductor half-Heusler alloys with measured gap of 1.050eV. The structure NaCrGe conduction band minimum (CBM) at Γ and the valence band maximum (VBM) located at X-point of the Brillouin zone. This indicates that the alloy NaCrGe has indirect bandgap semiconductors. The material NaCrGe possessed both metallic and semiconductor features. Hence, NaCrGe is Half-metallic heusler alloy. The calculated mechanical properties indicate that NaCrGe possesses good mechanical stability, making it suitable for structural applications. B/G ratio for NaCrGe is 2.40. This implies that NaCrGe is “ductile” in nature at ambient condition. Also NaCrGe is confirmed “ductile” in nature at positive value of $C_{11} - C_{44}$ (+48.07). PDOS shows that Na-4p, Cr-4p and Ge- 2p has the highest orbital contribution for Na, Cr and Ge atoms respectively. At fermi energy both the spin up and spin down is at zero point in the plot of projected density of state(PDOS) against energy. This revealed that NaCrGe is a half metallic heusler alloy. The exploration of novel materials with unique properties is a driving force behind advancements in materials science and technology. Half-metallic materials represent a class of compounds with unconventional electronic properties that hold promise for future applications.

Disclaimer (Artificial intelligence)

Author(s) hereby declare that NO generative AI technologies such as Large Language Models (ChatGPT, COPILOT, etc) and text-to-image generators have been used during writing or editing of manuscripts.

References

- Anand**, S., Xia, K., Hegde, V. I., Aydemir, U., Kocevski, V., Zhu, T., ... & Snyder, G. J. (2018). A valence balanced rule for discovery of 18-electron half-Heuslers with defects. *Energy & Environmental Science*, 11(6), 1480-1488.
- Aravindan** V, Rajarajan AK, Vijayanarayanan V, et al. First-principles investigations of the half-metallic ferromagnetic LaCoTiIn equiatomic quaternary heusler alloy for spintronics. *Funct Mater Lett.* 2022;15(2):2251011. doi: 10.1142/S1793604722510110.
- Atsufumi** Hirohata and David C. Lloyd, (2022). Heusler alloys for metal Volume 47 . *mrs.org/bulletin* 593. spintronics. *MRS BULLETIN* .
- Babalola** M I, Iyorzor BE. First-principles investigation of electronic, structural, magnetic and thermodynamic properties of XMgO₃ (X= Na, K and Rb). *Pramana.* 2022;96(2):76. doi: 10.1007/s12043-022-02321-2.
- Babalola** M. I., Omamoke O. E., Enaroseha, C. A. Ejelonu, E. Aigbekaen, I. Otete, S.A. Ekong, O. P. Osuhor, Ebuwa S. O. & B. E. Iyorzor, (2023). Effect of uniaxial strain on the electronic and magnetic properties of N₂SrRb: a DFT study. *Physics and Chemistry of Liquids An International Journal.* DOI: 10.1080/00319104.2024.2325119.
- Babalola**, M. I., & Iyorzor, B. E. (2021). Electronic, mechanical, vibrational and optical properties of TaIrX (X= Ge and Sn): a DFT approach. *Molecular Physics*, 120(4), e1995062.
- Benatmane** S, Bouhafs B. (2019). Investigation of new d⁰ half-metallic full-Heusler alloys N₂BaX (X= Rb, Cs, Ca and Sr) using first-principle calculations. *Computational Condensed Matter.*;19:e00371. doi: 10.1016/j.cocom.2019.e00371
- Casper**, F., Graf, T., Chadov, S., Balke, B., & Felser, C. (2012). Half-Heusler compounds: novel materials for energy and spintronic applications. *Semiconductor Science and Technology*, 27(6), 063001.
- Dal** Corso A. Elastic constants of beryllium: a first-principles investigation. *J Phys.* 2016;28(7):075401.
- De Wijs** G. A. and R. A. de Groot, (2001). Towards 100% spin-polarized charge-injection: The half-metallic NiMnSb/CdS interface, *Phys. Rev. B* 64, 020402(R).
- Ettah** E. B., Kseniia Minakova, M. E. Ishaje, and Valentyna Sirenko, (2023). On the interplay of thermodynamic and structural properties of LiZn-based half-Heusler alloys. *Fizyka Nyzkykh Temperatur/Low Temperature Physics*, 2023, Vol. 49, No. 11, pp. 1389–1393
- Félix** Mouhat and François-Xavier Coudert, (2014). Necessary and Sufficient Elastic Stability Conditions in Various Crystal Systems. Published by: *Phys. Rev. B* 90, 224104.

- Galanakis I**, Ph Mavropoulos, and P H Dederichs, (2006). Electronic structure and Slater–Pauling behaviour in half-metallic Heusler alloys calculated from first principles. *J. Phys. D: Appl. Phys.* 39 765–775 .doi:10.1088/0022-3727/39/5/S01.
- Giannozzi P.** et al., *J. Phys.:Condens. Matter* 21 395502 (2009)
- Giannozzi P.** et al., *J. Chem. Phys.* 152 154105 (2020)
- Guo L.**, Hu G., Zhang S., Feng W., Zhang Z. 2013. Structural, elastic, electronic and optical properties of beryllium chalcogenides BeX (X = S, Se, Te) with zinc-blende structure *J. Alloys and Comp.* 561, 16-22
- Harrington, A.** Sharan, A. D. Rice, J. A. Logan, A. P. McFadden, M. Pendharkar, D. J. Pennachio, N. S. Wilson, Z. Gui, A. Janotti, and C. J. Palmstrøm (2017); *Appl. Phys. Lett.* 111, 061605.
- Hirohata A.** , M. Kikuchi, N. Tezuka, K. Inomata, J. Claydon, Y. Xu, and G. van der Laan, (2006). Heusler alloy/semiconductor hybrid structures, *Curr. Opin. Solid State Mater. Sci.* 10, 93.
- Katubi K.M,** Shakil M, Pervaiz H, et al.,(2023). Comprehensive computational study of phase stability, half metallicity, elastic and thermal properties of Fe based quaternary heusler alloys for spintronics applications. *Indian J Phys.*;97(9):1–15. doi: 10.1007/s12648-023-02606-1.
- Laref S.**, and Laref A. 2012. Thermal properties of BeX (X = S, Se and Te) compounds from ab initio quasi-harmonic method. *Comput. Mater. Sci.* 51, 135-140.
- Ležaić M.**, I. Galanakis, G. Bihlmayer, and S. Blügel, (2005). Structural and magnetic properties of the (001) and (111) surfaces of the half-metal NiMnSb, *J. Phys.: Condens. Matter* 17, 3121.
- Mouhat F,** Coudert FX. (2014). Necessary and sufficient elastic stability conditions in various crystal systems. *Phys Rev B*.;90(22):224104. doi: 10.1103/PhysRevB.90.224104.
- Osafire O. E.** and Umukoro J. O., (2020). Structural, Electronic, Mechanical And Thermodynamic Properties Of Half-Metallic Rh₂fez (Z = Ga, In) Full Heusler Compounds From First Principles. *Scientia Africana*, Vol. 19 (No. 3), December, 2020. Pp 167-180. <https://dx.doi.org/10.4314/sa.v19i3.12>. ISSN 1118 – 1931
- Pask J. E.**, L. H. Yang, C. Y. Fong, W. E. Pickett, and S. Dag, (2003). Six low-strain zinc-blende half metals: An ab initio investigation, *Phys. Rev. B* 67, 224420.
- Pugh, S. F.** (2009). Relations between the elastic moduli and the plastic properties of polycrystalline pure metals. *The London, Edinburgh, and Dublin Philosophical Magazine and Journal of Science.* Pages 823-843 .

Sharon S. Tavares, Kesong Yang, Marc A. Meyers. (2023). Erratum to “Heusler alloys: Past, properties, new alloys, and prospects” [Progress Mater. Sci. 132 (2023) 101017].