

Evaluation of the parasitic potential of Gregarious-Pupal Parasitoid, *Nesolynx thymus* (Hymenoptera: Eulophidae) during different crop growing seasons for Biological Control of Uzi Fly

Comment [bs1]: Change the title of the papers

ABSTRACT

The study was conducted during October 2021 to May 2022 in the laboratory of department of Entomology, AAU, Jorhat and in the experimental rearing room of College of Sericulture, Titabor, AAU, Jorhat. The endo parasitic uzi fly can cause significant crop losses in muga and mulberry silkworm, necessitating effective pest management strategies. A black scar in the silkworm body is the main characteristics symptoms of uzi fly attack. The present study investigated on parasitic potential the potential of the gregarious pupal parasitoid, *Nesolynx thymus* (Eulophidae), as a biological control agent against on the Uzi fly. Field observations study revealed that *N. thymus* effectively parasitized the Uzi fly pupae, with higher parasitization rates during the autumn season (63%) compared to spring (47%). Notably, younger pupae (1-2 days old) were more preferred for oviposition, with parasitization rates reaching 68.33% and 65%, respectively. The study also documented the presence of predatory ants, *Oecophylla smaragdina*, which preyed upon the Uzi fly maggots and eggs.

Comment [bs2]: Please mention whether it is field study or laboratory study, second line of abstract you have mentioned experimental rearing room.

Keywords: Muga, Uzi fly; *Nesolynx thymus*; Biological Control and Parasitization.

1. INTRODUCTION

Silkworm is infested by several pests viz., Uzi fly, dermestid beetle, earwigs and, ants, etc. The Uzi fly, *Exorista bombycis*, is a major pest in sericulture which belongs to the Dipteran family Tachinidae, particularly infesting the domesticated silkworm *Bombyx mori* Linn. The history of the uzi fly infestation in India goes back centuries and highlights the ongoing threat to sericulture(1). The female Uzi fly lays eggs on the silkworm larvae. The uzi fly laid its eggs mostly on the inter-segmental region of the dorsal surface of the silkworm body. When the eggs hatch, they emerge from the operculum

which faces the silkworm body, and penetrate the larval body leaving a black scar behind (2). Inside the silkworm body, the maggots complete their three larval instars while feeding on the fat bodies. After full development larval development, larvae pupates on the host body the larvae hatch from the host and pupate. Adults emerge and the cycle continues (3). The primary distinguishing features of an infestation with Uzi flies are a black scar on the larval body and an emerging hole on the cocoons.

Uzi fly infestations occur throughout the year, but their intensity varies by seasons. The rainy

season experiences the highest infestation rates and the Winter sees moderate season moderate levels of infestation. During summer, although lower than other seasons, the incidence of Uzi fly infestation remains significant. The study on uzi fly infestation during silkworm rearing in West Bengal under different seasons revealed higher infestation in rainy season, followed by summer, with almost negligible infestation in winter (4). This seasonal pattern suggests that environmental factors play a crucial role in the population dynamics of Uzi flies (5).

Uzi fly infestations result in significant economic and biological impacts on silkworm populations. Economically, these infestations can lead to a substantial reduction in silk yield, ranging from 10% to 40% (6). Biologically, infected silkworms exhibit several symptoms. These include reduced mobility and abnormal behavior. The parasitized silkworms may spin cocoon but ultimately die as the uzi fly larvae develop within their bodies.

Over-reliance on insecticides has led to resistance and environmental residues (7). Integrating cultural and biological control measures can be effective in controlling pests without endangering the environment. This can be achieved through the use of biocontrol agents, botanochemicals, and behavior-modifying chemicals. *Nasonia* and *Spalangia* species are effective parasitoids for managing houseflies in manure pits and poultry sheds(8,9). The study has revealed that *N. thymus* effectively reduce housefly populations in poultry and dairy units, highlighting its potential as a sustainable biological control agent (10). Biological control can be enhanced by weekly releases of laboratory-reared parasitoids, as well as cost reduction by recycling parasitoids. Keeping all the factors in mind the study has been conducted to evaluate the Gregarious Pupal Parasitoid *Nesolynx thymus* (Hymenoptera: Eulophidae) for Biological Control of Uzi Fly

2. METHODOLOGY

The experiment was conducted during October 2021 to May 2022 in the laboratory of department of Entomology, AAU, Jorhat and in the experimental rearing room of College of Sericulture, Titabor, AAU, Jorhat. Fresh pupa of Uzi fly in a Petri plate was kept outside the rearing room to observe the natural enemy infestation. Observation of pupa was done periodically at a time interval of 4 hours in a day

(8 AM, 12 PM, 4 PM). If natural enemies were found on the pupae, they were collected and kept in glass chimneys for further study. Based on three observations, data was collected. Additionally, any natural enemies that attacked the eggs during the incubation period or the maggots when they emerged from the silkworm body in search of a pupation site were also collected and kept in glass chimneys for further observation. Different stages-ages of the pupa of Uzi fly i.e., 1 day, 2 days old, 4 days old, 6 days old, 8 days old, 10 days old, 12 days old and 14 days old pupa were allowed to oviposit by natural enemies. 20 numbers pupa of each age group were kept in each Petri plate and the data was obtained from 3 observations in each age group.



Figure 1. Uzi fly pupa

3. RESULTS AND DISCUSSION

One pupal parasitoid was seen to infest the Uzi fly pupa when the pupae were kept outside the rearing house. They were small hymenopteran parasitoids identified as *Nesolynx thymus* belongs to the family Eulophidae of the order Hymenoptera. They were gregarious. The adult female laid eggs on the Uzi pupa and then the larva penetrates the pupa and came out as adult. They were seen laying their eggs mainly on the intersegmental region of the Uzi fly pupa. The eggs were creamy white in color. The percent Parasitization was found to be high in autumn season (63%) than in spring season(47) and young age pupa were mostly preferred by them for infestation (Table 1 and Table 2).

Table 1: Parasitization of *Nesolynx thymus* on host (Uzi fly pupa) in Different Seasons

Seasons	Mean±SEm	Parasitization (%)
---------	----------	--------------------

Comment [bs3]: Keep it in the last paragraph of the introduction

Comment [bs5]: Please give the how you statistically analyzed the data, which design you used for your study

Comment [bs4]: It is ok keep these information in the first paragraph of introduction

Comment [bs6]: On what basis you identified parasitoid, cite the reference

Autumn	12.60±0.5	63
Spring	9.40±0.5	47

Based on 3 observations in both the season and 20 numbers of pupa in each observation.

Table 2: Per cent Parasitization of *N. thymus* depending upon host age (Uzi pupa)

Age of Uzi pupa (days)	Mean±SEm	Parasitization (%)
1	14.50±0.88	68.33
2	13.00±0.57	65.00
4	10.00±0.57	50.00
6	7.33±0.33	35.00
8	4.00±0.57	20.00
10	1.33±0.33	6.66
12	0	0
14	0	0

Based on 3 numbers of observation in each age-old pupa and 20 numbers of pupa in each observation.

In an experiment, Bhat (2012) found that the uzi infestation in mulberry silkworm (*Bombyx mori* L.) reduced from 0.5% to 0.2% by the release of transported *N. thymus*-a bio control agent(11) but also economically viable and Choudhury et al. (2014) found that the pupa of the uzi fly of the muga silkworm, *Antheraea assamensis* (Helfer), was successfully parasitized by the solitary (*Dirhinus* spp.) and augmentative discharge of indigenous gregarious (*Nesolynx thymus*) parasitoids(12). Belgumpe and Jadav (2017) also found that the bio-control agent *N. thymus*, an ecto-pupal parasitoid, was shown to be more suited, accessible and effective for Uzi fly control up to 70% for boosting cocoon yield and profit at the farmer level in Maharashtra(13). In this experiment one pupal parasitoid belonging to the family Eulophidae of the order Hymenoptera was found to be infesting the uzi fly pupa and it was identified as *Nesolynx thymus*. They were gregarious and it was observed that the adult laid eggs on the uzi pupa, the maggot entered the pupa and emerged as an adult. *Nesolynx*

~~thymus infestation rate on uzi pupa was determined to be 63% in the autumn and 47% in the spring. They it have been discovered- found that the parasitic potential was to be~~ more efficient in colder climates, and during the summer they go into aestivation. Additionally, it was ~~found-noted~~ that they parasitized the young pupae and did not prefer the older pupae. The highest Parasitization percentage was found to be in the 1-day old pupa with 68.33% Parasitization followed by 2-day old pupa with 65% of Parasitization.

Host searching behavior of *Nesolynx thymus* (Girault):

The adults of *N. thymus*, when allowed to search for host i.e., *B. zebina* pupa, were observed to search the host randomly instead of regular manner of searching. They did not go directly for oviposition, instead the adult *N. thymus* first searched their host through a series of random to and fro motion and when they found the host, they either accepted it or rejected it. When the host was accepted, they went for a series of action like drumming, tapping and the spent some time in recognizing the host after which they went for oviposition. The oviposition by *N. thymus* females was done by making holes on the surface of the puparium by pointing their ovipositor vertically and puncturing the puparia. The oviposition behavior of *N. thymus* exhibits a distinct sequence of responses, including host recognition, drumming, tapping, drilling, oviposition, and withdrawal of the ovipositor. The host recognition phase involves the parasitoid detecting and identifying suitable host insects, while the subsequent drumming, tapping, and drilling behaviors facilitate the location and assessment of the oviposition site (14).

Comment [bs7]: Check the reference format of journal (Numbering or name of author)

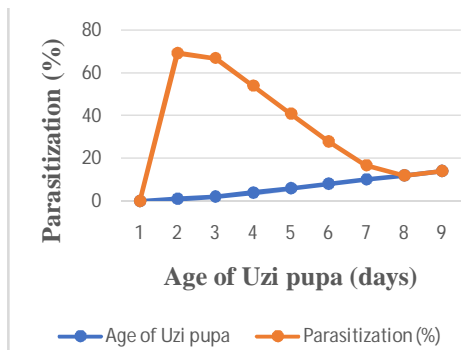


Figure 2. Parasitization of *N. thymus* increases with host age




Figure 3. *Bombyx mori* larva infested by uzi fly (a-b)




Figure 4. Uzi fly pupa infested by *Nesolyinx thymus* (a-b)

4. CONCLUSION

One pupal parasitoid was seen to infest the Uzi fly pupa when the pupae were kept outside the rearing house. They were small hymenopteran parasitoids identified as *Nesolyinx thymus* belongs to the family Eulophidae of the order

Hymenoptera. They were gregarious. Some small red ants (*Oecophylla smaragdina*) were observed to attack the maggots after they came out of the host. The ants carry the maggots to their nest and feed upon them.

DISCLAIMER (ARTIFICIAL INTELLIGENCE)

Author(s) hereby declare that NO generative AI technologies such as Large Language Models (ChatGPT, COPILOT, etc) and text-to-image generators have been used during writing or editing of manuscripts.

Comment [bs8]: Your conclusion not representing the your paper results, please rewrite the conclusion, mention the only significant results of your study

REFERENCES

1. Sowmya P, Rajitha K. Uzi fly [*Exoristabombycis* (Louis)]-a menace to sericulture industry: a review. *Biochem Cell Arch.* 2021;21.
2. Jadhav AD, Desai AS, TV S. Distribution and Economic Status of Uzi fly *Exoristabombycis* Louis. A parasitoid of Mulberry silkworm *Bombyx mori* L *GJRA-Global Journal for Research Analysis.* 2014;3(7):3-5.
3. Singh A, Kumar V, Majumdar M, Guha L, Neog K. A Comprehensive Review of Insect Pest Management in Muga Silkworm (*Antheraea assamensis* Helfer): Current Scenario and Future Prospects. *Journal of Experimental Agriculture International.* 2024;46(5):47-55.
4. Sarkar K, Biswas M, Das P. Studies on infestation of uzifly during silkworm rearing in different seasons in West Bengal at laboratory condition. *J EntomolZool Stud.* 2020;8(4):1740-4.
5. Chakraborty R, Brahma D, Dutta RB. The Biology of Uzi fly-A dangerous pest of mulberry Silkworm *Bombyx mori* L. 2023;
6. Jadhav AD, Desai AS, TV S. Distribution and Economic Status of Uzi fly *Exoristabombycis* Louis. A parasitoid of Mulberry silkworm *Bombyx mori* L *GJRA-Global Journal for Research Analysis.* 2014;3(7):3-5.
7. Shah RM, Azhar F, Shad SA, Walker WB, Azeem M, Binyameen M. Effects of different animal manures on attraction and reproductive behaviors of common house fly, *Musca domestica* L. *Parasitol Res.* 2016;115:3585-98.
8. Kaufman PE, Long SJ, Rutz DA. Impact of exposure length and pupal source on

Comment [bs9]: Please go though journal reference/citation format. In the introduction you kept the numbering and in the discussion you mentioned the author name.

- Muscidifuraxraptorellus and Nasoniavitripennis (Hymenoptera: Pteromalidae) parasitism in a New York poultry facility. *J Econ Entomol.* 2001;94(4):998–1003.
9. Geden CJ, Hogsette JA. Suppression of house flies (Diptera: Muscidae) in Florida poultry houses by sustained releases of *Muscidifuraxraptorellus* and *Spalangiacameroni* (Hymenoptera: Pteromalidae). *Environ Entomol.* 2006;35(1):75–82.
 10. Senthoorraja R, Subaharan K, Gupta A, Basavarajappa S, Lalitha Y, Bakthavatsalam N, et al. Host factors influencing the parasitism by *Nesolynx thymus* (Girault)(Hymenoptera: Eulophidae) on housefly, *Musca domestica* L. 2020;
 11. Bhat D V. Efficacy of transported biocontrol agent *Nesolynx thymus* in controlling uzi fly infestation in the silkworm *Bombyx mori* L. 2012;
 12. Choudhury B, Kumar R, Chutia P, Rajkhowa G. Host infestation Potentiality of *N. thymus* to Control the Uzifly of muga silkworm, *Antheraea assamensis* (Helfer)-A Bio-control Tool for Controlling Uzifly. In: *Biological Forum. Research Trend*; 2014. p. 1.
 13. Belgumpe SJ, Jadhav AD. Mass production and utilization of *Nesolynx thymus* Girault for biological control of uzi fly *Exoristabombycis* in Sericulture farming system of Maharashtra. *Bull Indian Acad Seri.* 2017;21(1):33–6.
 14. Siddaiah AA, Danagoudra M. Oviposition behavior of an ectopupalparasitoid *Nesolynx thymus* (Hymenoptera: Eulophidae): A biocontrol agent of the Uzi fly *Exoristabombycis* (Diptera: Tachinidae). 2019;