

Influence of Plant Spacing and Bio-fertilizer on Yield and Yield Attributing Characters of Rain-fed Soybean at Damazin in Blue Nile State, Sudan

Abstract: This study had the objective of evaluating the effect of biofertilizers on the performance of soybean plants under different planting spacing. It was conducted during summer seasons of 2018 and 2019 at one site at Demonstration Farm of Damazin Agricultural Research Station, Sudan. The different plant spacings designated as D1, D2 and D3 (5, 10 and 15 cm between plants) under three types of bio-fertilizers as Rhizobacteria (B₁), Azotobacter (B₂), Bacillus (B₃) and control (B₀). The experiment was laid out in Randomized Complete Block design (RCBD) with three replications as split-plots trial. The result revealed that, the improvement due to application of biofertilizers with wider spacing D3 stimulated plant growth and caused increase in dry matter accumulation and high leaf area and gave the higher number of pods and seeds/pod particularly at inoculation with B1 and B2 bacteria. While sowing seeds inoculated with B1 or B2 under closer spacing resulted in higher seed yield per unit area, for achieving optimum results in soybean variety Sudan 1, the crop may be sown in plant spacing of 10cm with inoculation seeds with B1 or B2 to achieve high plant population per unit area to obtain higher seed yield.

Keywords: Plant Spacing, Bio-fertilizers, soybean, leaf area and yield

Introduction

Soybean (*Glycine max* L.) is the most important commodity in the current international market and thus has a relevant effect on the food industry for people and animals worldwide [1]. Soybean is an important legume cultivated worldwide and due to the high biological value of protein it is considered the most important protein plant in the world [2,3,4]. In Sudan, soybean trials started as early as 1925 at Gezira Research Farm, where low yield was obtained. This low yield was attributed to lack of adaptable cultivars to the Sudan agro-ecological conditions [5]. However, nutrient management is crucial for preserving a greater yield and soil fertility, among the many causes, causing low crop output [6]. Also, the results reported by [7] illustrated that specific improvements can be achieved by changing the dose of the applied stimulus biofertilizers. The highest numbers of pods with three grains were observed for two cultivars and the biofertilizer management, with productivity 15.3% higher than the control. Also, biofertilizer management and the soybean cultivars did not affect the seed protein content [8]. Recently, [9] reported that, the highest yield and seed quality parameters were observed at the inoculated seeds with bacteria.

Soybean is a cash crop and has high yield potentiality under rain-fed conditions in Blue Nile area, but the absence of recommended technologies of soybean under rain-fed conditions especially in nitrogen fixation, optimum plant population (spacing) and fertilization reflect unreal performance and productivity of soybean cultivars grown in Blue Nile State, which affected negatively the horizontal and vertical expansion of soybean in Blue Nile State. Keeping the above facts in consideration the present investigation was performed to evaluate the effects of Bio-fertilizer, and plant spacing on growth and grain yield of soybean in Blue Nile Area.

trial : [1ZM]Comment

For : [2ZM]Comment

Abstract should be : [3ZM]Comment
reconstructed to include introduction, objective, methodology, main result and discussion, and concluding remarks.
The result stated in the abstract is confusing without any data qualitative comparing the treatments.

Rephrase the sentence : [4ZM]Comment

MATERIALS AND METHODS

An experiment was conducted for two successive summer seasons (2018 and 2019) ~~at one site~~ at Demonstration Farm of Damazin Agricultural Research Station (Lat. 11° 47' N, long. 31° 21' E, 492 m *asl*), Damazin, Blue Nile State, Sudan. A medium maturity cultivar of soybean namely, Sudan-1 (donated by Oil Seed Crops Research Department, Damazin Agricultural Research Station) were grown under three types of bio-fertilizers B₁, B₂ and B₃. These bio-fertilizers were obtained from the institute of Ecology and natural Resource (Khartoum, Sudan) corresponding to (Rhizobacteria (B₁), Azotobacter (B₂) and Bacillus (B₃), and control (B₀), respectively) under three spacings between plants D₁, D₂ and D₃ (spacing 5, 10 and 15 cm between plants, respectively). The experiment was laid out in Randomized Complete Block design (RCBD) with three replications as split-plots trail. The main plots allotted spacing between plants and the sub-plots allotted for biofertilizers. The inoculated of the seeds were mixed with gum Arabic and water to coat them until they dry under shade before sowing. The seeds were sown in the second week of July, in both seasons.

Parameters measured

Growth attributes

Five plants were randomly selected and tagged in each sub-plot to determine the following growth parameters:

Leaf area index (LAI)

The Leaf area index, which expresses the ratio of leaf surface area to the ground area occupied by the crop, was calculated using the formula suggested by [10].

Dry weight plant (g)

Five plants from each sub-plot were collected to determine shoot dry weight. Plants were then oven-dried and subsequently determined using a precision balance.

Number of nodules per plant

The total number of nodes present on the main stem was counted and recorded per plant.

Yield attributes

The two inner ridges in each sub-plot were used for the determination of the following yield components:

Number of fruiting branches per plant, pods per plant, seeds per pod, 100-seed weight (g), also, harvest index was calculated as the ratio of grain yield to the total above ground shoot biomass.

Statistical Analysis

Data were statistically analyzed according to the analysis of variance (ANOVA) for RCBD design of split plot trial using a computer software package (Statistix 10). Mean comparisons were worked out by Duncan's Multiple Range Test (DMRT) at 5% level of probability.

Reconstruct and rephrase the : [5ZM] Comment sentence

trial : [6ZM] Comment

mention the plot size for every : [7ZM] Comment treatment

Elaborate more on how you : [8ZM] Comment treated the seed (how much Arabic gum?, concentration of biofertilizer, seed rate, soaking for how long etc)

Oven-dried for how long? : [9ZM] Comment Until constant weight? Temperature?

Elaborate the method : [10ZM] Comment

RESULTS AND DISCUSSION

Analysis of variance showed significant difference due to spacing (D) and bio fertilizer(B)and their interactions on dry weight, leaf area(LAI) and number of nodules in both seasons. The higher dry weight were observed inoculation soybean seeds with B2 bacteria at D1 and D2spacing in both season as compared with other treatments (Fig.1). Also, the same trend was observed on LAI in Second season while in first season, inoculation seeds with B3 resulted in higher LAI values under the three spacing treatments (Fig.2). The higher number of nodules were recorded when inoculation seeds with bacteria B3 under narrow spacing D1as compared with related treatments(Fig.3).Sowing Soybeans at D2 spacing slightly increased number of fruit branches as compared with D1and D3 particularly when modulated with B1bacteria in the two seasons(Table1).The wider spacing D3 gave the higher number of pods and seeds/pod particularly at inoculation with B1 and B2 bacteria in both seasons(Table2). Moreover, the higher 100-seed weight (12.71,13.20 g) were recorded in D3 spacing while there were none significant differences in 100-seed weight between the bacteria inoculation treatments under every spacing treatment (Table3).Sowing soybeans at closer spacing resulted in higher seed yield per unit area while wider spacing gave lesser seed yield (kg/ha)in both seasons (Table3). Inoculation of soy bean seeds with B1 significantly increased seeds yield as compared with relative treatments. In this regard, sowing seeds inoculated with B1or B2 under closer spacing resulted in higher seed yield per unit area in both seasons (Table3).The same trends were observed in harvest index character in both seasons(Table3).

In this study, the increased in LAI and dry weight due to sowing seeds in wider spacing was agreed with results reported by [11]who stated that, the highest values of LA, dry weight of soybean plant significantly increased as plant density decreased. Also, the increase in growth characters due to low plant population might be attributed to the fact that in the wider space the individual plants did not face competition for moisture and nutrient supply. Application of biofertilizers can make nutrients available to soybean plants might resulting in higher leaf area leading to increase dry matter this could be explain the results of current study where inoculation soybean seeds with bacteria resulting in increasing of plant growth characters i.e. dry weight, leaf area and number of nodules as reported by[12,8].Also, Application of biofertilizers(bacillus and azotobacter) resulted in higher number of branches, pods/plant and number of seeds/pods. These findings were accordance with thoseresults reported by[13]in number of branches, pods/plant and seeds /pod. Moreover, the increase of these yield components might result in increased of seed

It is way better for the result :[11ZM]Comment and discussion to be split into sub topics such as Growth Performance; Yield and Yield Attributes etc. Please re-analyzed your data based on both seasons to determine whether there is seasonal effect on all the treatments.

was :[12ZM]Comment

Confusing sentence. Need to :[13ZM]Comment be rephrased properly

This sentence is confusing. :[14ZM]Comment Need to be rephrased based on the result.

Choose appropriate word :[15ZM]Comment based on your treatment

no :[16ZM]Comment

It is better to mention by how :[17ZM]Comment much increment (%)

yield and high 100-seed weight and consequently increased harvest index. This could be agreed with previous study conducted by [14,15,16]. On the other hand, the higher number of pods and seeds/pod and 100-seed weight in wider spacing indicated the ability of soybean to compensate for low plant population. These results were also in close conformity with the findings of [17,18]. Furthermore, sowing seeds inoculated with B1 or B2 under closer spacing resulted in higher seed yield per unit area; this might be due to increasing of plant growth and yield attributing characters resulted from the same treatment. The obtained results were accord with those stated by [19]. Hence it is concluded that, for achieving optimum results in soybean variety Sudan 1, the crop may be sown in plant spacing of 10cm with inoculation seeds with B1 or B2 to achieve high plant population per unit area to obtain higher seed yield.

References

- Ahmed, B.A.M.**; Abass, D.A.; Ahmed, A.I.N. and Mohamed, S.J.(2017). Response of Physiological Parameters and Water Use Efficiency to Water Stress and Plant Population in Soybean (*Glycine max L*). Haya: Saudi J. Life Sci.;2(9):362-365.
- Basso, C.J.**; pertile, W.B.; Sangiovo.; M.J.R.; deSouza, F.M. and da Silva, D.R.O.(2021). Impact of row spacing on soybean morphological parameters and yield, Afr.J. of Agric. Res.999-1002.
- Haque, F.**; hossain, H.M.M; Faroque, AM.; Poddor, S.; Abdulkarim, MD. and Abdulmansuir, A(2021). Effect of Biofertilizer on growth and productivity of soybean varieties. Inter. J. of Agric. and Envir. Res.7(1):1-17.
- Jaga, P.K** and Sharma, S.(2015). Effect of Biofertilizer and fertilizer on productivity of soybean. annals of plant and soil Res.17(2): 171-174.
- Jia F, Peng S, Green J, Koh L, Chen X** (2020) Soybean supply chain management and sustainability: A systematic literature review. J Clean Prod 255:1-20. <https://doi.org/10.1016/j.jclepro.2020.120254>
- Kocira, S.**(2019).Effect of amino acids biostimulant on the yield and nutraceutical potential of soybean Chil.J.Agric. Res.79(1):17-25.
- Księżak, J. and J. Bojarszczuk.** 2022. The effect of mineral N fertilization and radyrhizobium japonicum seed inoculation on productivity of soybean (*Glycinemax(L.)Merrill*).Agriculture12:(1):110.
- Mena, K.**; Mena, PK., Mena, D.; Mena, B.; Mena, CB.; Yadav, V.K. and Jadon, C.K.(2023). Effect of inorganic fertilizers and biofertilizer on growth and nodulation of soy bean . The Pharma Innovation J. 1752-1755.
- Shrestha, R.**; Das, Sk. and Neupane, R.(2021). Effect of spacing and plant density on yield performance of determinate soybean variety Takari Bhatmas-1 under mid hill condition. agron.J. of Nepal; 5:39-45.

Since you combine Result :[18ZM]Comment and Discussion, it is better for each result followed by discussion statement (supported by literature) rather than splitting the paragraph into result and discussion. Elaborate more on discussion to support your findings.

Make other sub title for :[19ZM]Comment "Conclusion". The conclusion is confusing for me since it is not in accordance with your results and discussion. Please revised properly.

Put numbering in this :[20ZM]Comment reference since you are using number in your text.

Thrane, M., P.V. Paulsen, M.V. Orcutt and T.M. Krieger. 2017. Soy protein: Impacts. production. and applications (Ch. 2). In Sustainable Protein Sources. Nadathu SR, Wanasundara JPD, Scanlin L, Eds. Academic Press, Cambridge, MA, USA. <https://doi.org/10.1016/B978-0-12-802778-3.00002-0>.

Tony. N, Muhammad. A, and Silvestro. M (2013). Soybean (*Glycine max* L.) genotype and environment interaction effect on yield and other related traits American Journal of Experimental Agriculture 3(4): 977-987

Tsukamoto, C.H., M.A. Nawaz, A. Kurosaka, B. Le, J.D. Lee, E. Son, S.H. Yang, C. Kurt, F.S. Baloch and G. Chung. 2018. Isoflavone profile diversity in Korean wild soybeans (*Glycine soja* Sieb. & Zucc.). Turk. J. Agric. For. 42(4): 3. <https://doi.org/10.3906/tar-1801-95>.

Watson, D.J and Watson, M.A (1953) Comparative physiological studies on the Growth of field crops Ann Appl. Biol, 40: 1.6k

Zarei, I.; Shohrabi, Y.; Hiedari, G.R.; Jalilian, A. and Mohammadi, Kh. (2012). Effect of Biofertilizer on grain yield and protein content of two soybean cultivar. Agr. J. Biotech. 11(22): 702-7037.

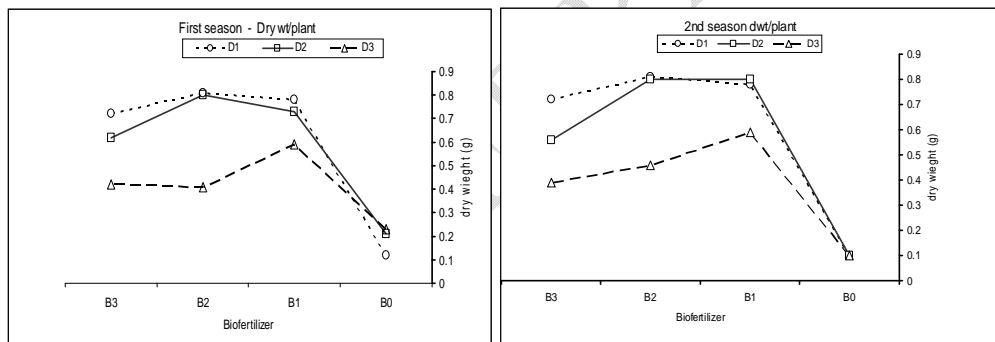


Fig.(1): Dry weight soy bean plant due to interactive effects of spacing and bio fertilizer in 2018 and 2019 seasons

Choose appropriate word :[21ZM]Comment

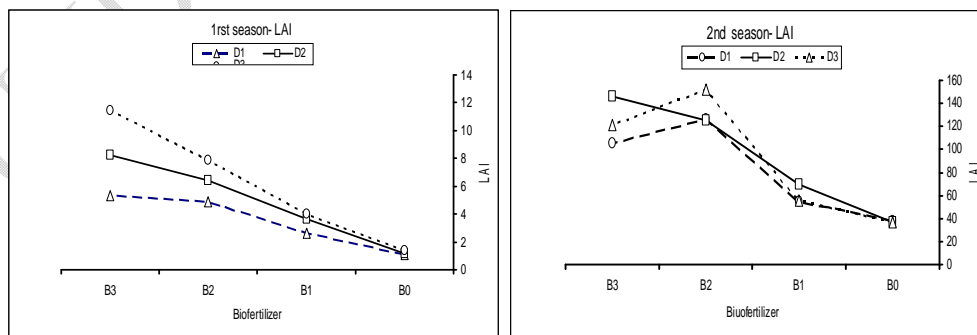


Fig.(2): LAI of soy bean plant due to interactive effects of spacing and bio fertilizer in 2018 and 2019 seasons

Choose a more appropriate word :[22ZM]Comment

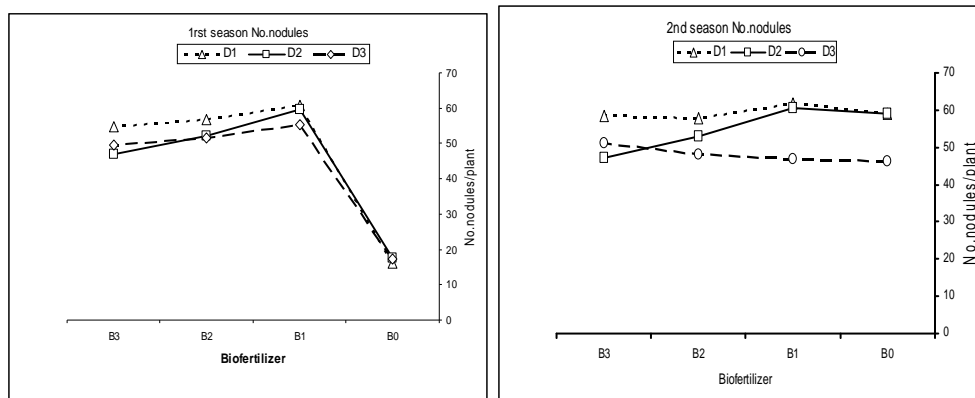


Fig.(3): No. of nodules/plant due to interactive effects of spacing and bio fertilizer in 2018 and 2019 seasons

Choose appropriate word :[23ZM]Comment

Table(1): Means of No. fruit branches, pods /plant and No. of seeds/pod due to interactive effects of spacing and bio fertilizer in 2018 and 2019 seasons.

Choose appropriate word :[24ZM]Comment

| treatments | No. of fruit branches | | No. of pod/plant | | No. of seeds/pod | |
|---------------------|-----------------------|------|------------------|-------|------------------|------|
| | 2018 | 2019 | 2018 | 2019 | 2018 | 2019 |
| D1 | 7.04 | 4.79 | 48.41 | 54.29 | 4.47 | 2.48 |
| D2 | 7.83 | 5.63 | 48.41 | 54.68 | 4.06 | 2.54 |
| D3 | 6.56 | 6.21 | 60.88 | 68.14 | 4.73 | 2.58 |
| LSD _{0.05} | - | 0.66 | 5.34 | 5.02 | - | 0.03 |
| B0 | 6.37 | 5.40 | 31.58 | 50.40 | 2.59 | 2.50 |
| B1 | 7.87 | 3.39 | 60.37 | 62.52 | 5.56 | 2.53 |
| B2 | 7.37 | 6.10 | 62.38 | 64.53 | 4.97 | 2.53 |
| B3 | 6.97 | 5.44 | 56.53 | 58.68 | 4.56 | 2.27 |
| LSD _{0.05} | 1.55 | 0.58 | 3.91 | 4.11 | 0.31 | 0.05 |
| D1B0 | 6.37 | 5.40 | 31.80 | 50.40 | 2.59 | 2.50 |
| D1B1 | 7.50 | 3.75 | 51.22 | 50.03 | 5.69 | 2.46 |
| D1B2 | 7.63 | 5.15 | 67.12 | 59.27 | 4.99 | 2.46 |
| D1B3 | 6.67 | 4.87 | 45.30 | 47.45 | 4.63 | 2.52 |
| D2B0 | 6.37 | 5.40 | 31.80 | 50.40 | 2.59 | 2.50 |
| D2B1 | 8.97 | 6.37 | 60.08 | 62.23 | 4.96 | 2.53 |
| D2B2 | 8.23 | 5.65 | 50.43 | 52.58 | 4.55 | 2.49 |
| D2B3 | 7.73 | 5.08 | 51.33 | 53.48 | 4.14 | 2.63 |
| D3B0 | 6.37 | 5.40 | 31.13 | 50.40 | 2.59 | 2.50 |
| D3B1 | 7.13 | 5.92 | 69.82 | 75.30 | 6.04 | 2.60 |
| D3B2 | 6.25 | 7.50 | 69.60 | 71.75 | 5.37 | 2.64 |
| D3B3 | 6.50 | 6.37 | 72.97 | 75.12 | 4.90 | 2.56 |

| | | | | | | |
|---------------------|------|------|------|------|---|------|
| LSD _{0.05} | 1.95 | 1.09 | 7.92 | 7.92 | - | 0.08 |
|---------------------|------|------|------|------|---|------|

Table(2): Means of 100-seed weight(g), Seed yield(kg/ha)and Harvest index due to interactive effects of spacing and bio fertilizer in 2018 and 2019 seasons.

Choose appropriate word :[25ZM]Comment

| Seasons treatments | 100-seed weight (g) | | Seed yield(kg/ha) | | HI Harvest index | |
|---------------------|---------------------|-------|-------------------|--------|------------------|-------|
| | 2018 | 2019 | 2018 | 2019 | 2018 | 2019 |
| D1 | 12.45 | 12.45 | 649.07 | 574.32 | 27.91 | 36.12 |
| D2 | 12.70 | 12.45 | 556.33 | 490.60 | 25.13 | 33.73 |
| D3 | 12.71 | 13.20 | 466.94 | 387.86 | 26.09 | 34.23 |
| LSD _{0.05} | - | 0.58 | 52.53 | 38.65 | 1.26 | 1.11 |
| B0 | 10.83 | 13.04 | 326.39 | 0.33 | 23.00 | 23.66 |
| B1 | 13.38 | 13.25 | 681.91 | 698.28 | 25.55 | 29.11 |
| B2 | 13.25 | 12.53 | 633.82 | 634.80 | 28.08 | 29.19 |
| B3 | 13.02 | 12.11 | 587.68 | 603.63 | 25.99 | 26.82 |
| LSD _{0.05} | 0.88 | 0.58 | 52.62 | 38.91 | 2.63 | 2.38 |
| D1B0 | 10.83 | 13.04 | 320.83 | 0.33 | 23.16 | 53.66 |
| D1B1 | 13.36 | 13.23 | 740.44 | 754.92 | 30.71 | 31.21 |
| D1B2 | 13.13 | 11.99 | 798.33 | 796.53 | 30.47 | 31.81 |
| D1B3 | 12.49 | 11.55 | 736.57 | 754.51 | 27.27 | 27.73 |
| D2B0 | 10.83 | 13.04 | 329.17 | 0.33 | 22.27 | 53.66 |
| D2B1 | 13.49 | 12.62 | 725.28 | 757.90 | 26.85 | 27.85 |
| D2B2 | 13.27 | 12.36 | 577.83 | 589.62 | 26.58 | 27.58 |
| D2B3 | 13.21 | 12.16 | 593.06 | 614.57 | 24.80 | 25.81 |
| D3B0 | 10.83 | 13.04 | 329.17 | 0.33 | 23.80 | 53.66 |
| D3B1 | 13.28 | 13.91 | 580.00 | 582.04 | 27.91 | 28.16 |
| D3B2 | 13.35 | 13.22 | 525.28 | 518.24 | 27.18 | 28.18 |
| D3B3 | 13.35 | 12.63 | 433.33 | 450.83 | 25.51 | 26.93 |
| LSD _{0.05} | - | - | 94.66 | 69.91 | - | - |