

Elimination of Chromium (VI) by the Horsetail (*Equisetum hyemale*) Biomass in Aqueous Solution

ABSTRACT

Aims: Currently, a great alternative to try to bioremediate contaminated sites, mainly heavy metals, is the use of natural biomass, with highly satisfactory results, among which are: agricultural waste. Our objective was analyzing the removal of Chromium (VI) by the *Equisetum hyemale* biomass, by a colorimetric method.

Place and Duration of Study: Sample: Faculty of Chemical Sciences. Autonomous University of San Luís Potosí, S.L.P., between March and June 2024.

Methodology: The biomass was obtained from the shell of the horse tail plant (*E. hyemale*), acquired in the Republic market of the city of San Luís Potosí, during the month of February 2024. For obtain the biomass, the sheet was washed during 24 hours in EDTA at 10% (p/v), and after 1 week with trideionized water, with water changes every 12 hours, and we analyze the removal capacity for Chromium (VI) (100 mg/mL) under different conditions. The pH of the solution was adjusted with 1 M H₂SO₄ and/or 1 M NaOH, before adding it to the biomass.

Results: The most bioadsorption was at 8 hours, at pH 1.0, 1 g of biomass, 100 rpm, and 28°C. At a higher incubation temperature, the removal capacity increases, since at 60°C 100% is removed after 4 hours in the same conditions. With respect to the heavy metal concentration, no differences were found in metal removal at 60°C, although a shorter incubation time was observed at 200 mg/L of the heavy metal, while at 28°C, to lower concentrations, is better the removal of the contaminant. Too, if we increase the biomass concentration, increase the efficiency of removal. Finally, this natural biomass, efficiently removal the metal of wastewater, after 10 days of incubation, 28°C, 5 g of biomass, well 86% of soil and 70% of wastewater, were eliminated from contaminated with 100 mg/g earth, and 100 mg/L of wastewater.

Conclusion: This natural biomass, eliminate the heavy metal in solution, and can be a good alternative for their removal from industrial wastewater and contaminated soil.

Keywords: Removal, horsetail biomass, chromium (VI), wastewater

1. INTRODUCTION

Heavy metals are naturally occurring substances with high molecular weight, widespread and in many cases very useful, such as chromium, lead, and mercury. Its effects on the environment are quite serious, how: it changes the alkalinity of the soil, obviously, it depends a lot on the concentration. They also contaminate water and crops. In these, if there is an excessive amount of a heavy metal, some alterations can occur in the plants, it also degrades the soil, which reduces its productivity, if the contamination is excessive, it can lead to desertification. At the level of rivers and lakes, it also mainly affects fauna. The problem with contamination of the environment by heavy metals is that their effect is silent, it is not seen, and when we realize the damage they cause, it is already too late and, above all, they are dangerous to health [1]. These contaminants are not eliminated from the human body, and if they are eliminated it is in a very low quantity, so their effect is rather cumulative, and they are acquired and accumulate in certain parts, and since they have a very high molecular weight, they are not metabolized, and some are diluted in the blood, but they are always found somewhere causing damage, although they can be eliminated by the kidney and by other means. If the contamination is very high, they accumulate in the hair, making it brittle [2]. In Mexico, the main states with the highest levels of heavy metal contamination are: Zacatecas,

Veracruz, San Luis Potosí, Queretaro, Hidalgo, and Chihuahua, which is mainly due to mining activities, because this activity has an impact considerable on the environment since it generates large quantities of waste that can become in heavy metal sources, with the consequent damage to health and the environment [3].

On the other hand, chromium can exist in different forms, depending on its oxidation state, it can be found in a liquid, solid or gaseous state. The most common chemical forms are Cr (0), Cr (III) and Cr (VI), the latter being its most toxic form [4]. In Mexico, the tanning industry contributes mainly for the most of the pollution due to this element, mainly, for the use of chromium salts for the skin processing. Ingestion of water with high amounts of chromium (VI) can cause intestinal problems, gastric and liver diseases, too is considered a genotoxic and cytotoxic element for bacteria and eukaryotic organisms [3], while chromium (III), because it precipitates at neutral pH, it is much less toxic than hexavalent chromium [3]. For the above, different strategies have been proposed to contribute its solution, focusing on the use of biological alternatives that result in less alteration of the environment, specifically through use of plants for the removal of heavy metals [2], like the horsetail (*Equisetum hyemale*) or "equiseto", which in different forms, it has been used for the removal of heavy metals from contaminated sites, for example: silico nanoparticles for removing chromium (VI) from aqueous solutions [5], a simultaneous electrocoagulation and electro-assisted phytoremediation [6], the removal of some heavy metals by carbonaceous materials [7], the phytoremediation of iron, lead and chromium [8, 9], and plant-derived silica [10], hence, the objective of this work was to analyze the removal of Chromium (VI) by the *E. hyemale* biomass.

2. MATERIAL AND METHODS

2.1 Bioadsorbent used

For the obtained of the biomass, the plant was acquired in the Republic Market of the capital city of San Luis Potosí, S.L.P., México, in the month of February 2024. It was washed 24 hours with EDTA at 10% (w/v) in trideionized water, and later one week with trideionized water at 100 rpm, and water changes every 24 hours, and it was boiled for 1 hour to remove the dust and adhering organic components, and it was washed again under the same conditions for 24 hours. It was dried at 80°C for 48 hours in a bacteriological oven, ground in a blender and stored in an amber bottle until use [11].

2.2 Chromium (VI) removal studies

A different chromium (VI) solutions ($K_2Cr_2O_7$) (100 mg/L), the pH of the solution to be analyzed was adjusted with H_2SO_4 1 M and/or 1 M NaOH, before adding it to 1 g of biomass/100 mL, and were incubated to 28°C to 100 rpm. Subsequently, were taken samples at certain times, the biomass is removed by centrifugation (3000 rpm/5 min) and the supernatant was analyzed to determine the concentration of the metal ion by the Diphenylcarbazide colorimetric method, with which a complex of purple color is formed, and read at a 540 nm absorbance [12]. The removal of the metal was carried out at different conditions.

2.3 Determination of the optimum time and pH for the Chromium (VI) removal

For this determination, were prepared different standard solutions of the heavy metal (100 mg/L) of water trideionized; adjusted to different values of pH (1.0, 2.0, 3.0 and 4.0). Later it was added to each of the Erlenmeyer flasks of 250 mL which contain 1 g of sterile biomass of *E. hyemale*, and 100 mL of heavy metal solution, and were incubating them at 28°C in a metabolic bath at 100 rpm, and were taken 5 mL aliquots of the samples at different incubation times. The bioadsorbent was removed by centrifugation (3000 rpm/5 min), and in the supernatant was determined the percentage of chromium (VI) not adsorbed, and by difference determines the amount adsorbed by the biomass. The optimal pH and incubation time determined by comparing the percentage metal removal rate measured every given time and pH analyzed.

2.4 Determination of the optimum temperature for the Chromium (VI) removal

A standard solution of Chromium (VI) was prepared (100 mg/L) in trideionized water and adjusted to pH optimum obtained from the previous test. Subsequently, 100 mL of this solution, were added to each of 250 mL Erlenmeyer flasks, containing 1 g of the *E. hyemale* biomass, and incubated at 28°C, 40°C, 50°C and 60°C, in a metabolic bath at 100 rpm. Aliquots of 5 mL were taken at different incubation times, and the cellular bioadsorbent was removed by centrifugation (3000 rpm/5 min). In the supernatant was determined the percentage of chromium (VI) not adsorbed. The optimal incubation temperature was determined with the comparison of the percentages of the heavy metal, in the different temperatures at which were analyzed.

2.5 Effect of initial concentration of the metal on the bioadsorption of Chromium (VI)

Ten standard solutions of the heavy metal were prepared (200, 400, 600, 800 and 1000 mg/L) in water trideionized, which were adjusted to optimal pH of removal obtained in the tests before made. Next, 100 mL of each chromium (VI) standard solution were added to each of the 250 mL Erlenmeyer flasks containing 1 g of the biomass, and incubated at 28°C and 60°C in a metabolic bath at 100 rpm, were taken aliquots of 5 mL at different times, removing the bioadsorbent by centrifugation (3000 rpm/5 min) and the supernatant was determined the concentration of chromium (VI) not adsorbed.

2.6 Effect of initial concentration of biomass on the bioadsorption of Chromium (VI)

Different standard chromium (VI) solutions (100 mg/L), in 100 mL of trideionized water and adjusted to pH optimum of removal were placed in 250 mL Erlenmeyer flasks, with different concentrations of the biomass under study, and were incubated at 28°C, in a bath with constant agitation at 100 rpm, taking aliquots of 5 mL at different times, removing the cellular bioadsorbent by centrifugation (3000 rpm/5 min), and in the supernatant the concentration of chromium (VI) not adsorbed was determined.

2.7 Bioremediation assays

To two 250 mL Erlenmeyer flasks containing each 5 g of biomass, 95 mL of water and/or 5 g of earth contaminated with 100 mg/L of chromium (VI) (adjusted), from effluent from a Tannery of the city of Celaya, Guanajuato, Mexico. The mixture was incubated at 28°C with constant stirring (100 rpm), taking 5 mL aliquots every 24 hours, removing the cellular bioadsorbent by centrifugation (3000 rpm/5 min), and in the supernatant the concentration of chromium (VI) not adsorbed was determined.

2.8 Determination of the concentration of Chromium (VI)

The concentration of the metal ion was determined by the Diphenylcarbazide colorimetric method, with which a complex of purple color is formed, which is read at a 540 nm absorbance [12].

3. RESULTS AND DISCUSSION

3.1 Effect of incubation time and pH

With respect for this parameters, we observe the most removal of 100 mg/L of chromium (VI) at 8 hours, pH 1.0, 28°C, 1 g/100 mL of natural biomass, and 100 rpm (Figure 1), using a Corning Pinnacle 530 model pH meter and 1 M HNO₃ to keep the pH value constant, since the capture speed is controlled by the time at which the adsorbate it is transported from the outside to the inside of the bioadsorbent particles [13], and this are similar for the *Cucurbita maxima* biomass, with the same incubation time with 50 mg/L of the heavy metal, pH 1.0 and 28°C [21]. But, this results are different for *M.piperita* biomass, which the most removal of the same metal was in 3 hours, in the same conditions [11], for commercial tobacco biomass, which 1 g of this removal 72 mg/L of the metal at 24 h, pH 2.0, 28°C and 100 rpm [16], for the seaweed biomass of *Kappaphycus alvarezii*, with an incubation time of 150 minutes and 64.8%-85.2%, pH 3.0 [18], 30 minutes for the removal of 25 mg/L of the same metal with nanobiochar artichoke leaves [19], 168 hours for the elimination of 50 mg/L of this metal at pH 5.0, 28°C with *Lemna minor* L. in synthetic water [24], 24 hours for the removal of 50 mg/L with 1 g of coconut coir biochar [25], 20 hours for the removal of 20 mg/L, pH 2.0, 28°C, and 10 g of *Coptotermes formosanus* and *Odontotermes formosanus* nestes, for the elimination of chromate in *Brassica chinensis* L. [26], 2 hours for the removal (54%) of 50 mg/L of chromium (VI), pH 5.0, and 5 g/L of biosorbent *Jatropha curcas* seedcake [27], 4 hours for the bioadsorption of 25 mg/L (97.7%), of this heavy metal, pH 2.0, 28°C, and 2.4 g/L of natural biomass of *Euryale ferox* Salisbury seed coat [28], and 10 minutes with *Nephelium lappaceum* L. peel extract, for the removal of 5 mg/L of the contaminant, pH 3.0, and 0.15 g/100 mL of biomass [29]. On the other hand, the highest metal adsorption was observed at a pH of 1.0 with the analyzed biomass (Figure 1), and this is probably what the dominant species (CrO₄²⁻ and Cr₂O₇²⁻) of Cr ions in solution, interact more strongly with the ligands carrying positive charges [14], and this is like that reported for the *M. piperita* and *C. maxima* biomasses, with 50 mg/L of the heavy metal, pH 1.0 and 28°C [21], at the same pH was the most removal [11, 21], but, are different for commercial tobacco biomass, which the optimum pH reported was of 2.0, with 72% of removal in the same conditions [16], for modified sawdust with a value pH of 3.0 [17], for the seaweed biomass of *K. alvarezii*, with a pH of incubation of 3.0 in 150 minutes [18], a pH value of 2.0, for the removal of 10 mg/L of the same metal, in 30 minutes with nanobiochar artichoke leaves [19], a pH of 2.7 for the removal of 539 mg/g of same heavy metal with hidrochar of Argan nut shells [20], a pH of 6.68 with *Lysinibacillus cavernae* CR-2 Isolated from chromite-polluted soil, for the removal of 500 mg/L of chromium (VI) [23], a pH of 5.0 for the removal of 50 mg/L of this metal at pH 5.0, 28°C with *L. minor* L [24], an pH of 2.0 for the removal of 20 mg/L, 20 hours, 28°C, and 10 g of *C. formosanus* and *O. formosanus* nestes, for the elimination of chromate in *Brassica chinensis* L. [26], an pH of 5.0 for the removal of 54% of an initial concentration of 50 mg/L of this metal with *J. curcas* seedcare [27], a value of optimum pH of 2.0 for the bioadsorption of 25 mg/L, with 2.4 g/L of *E. ferox* biomass [28],

an pH 3.0 for the removal of 5 mg/L of chromium (VI) with *N. lappaceum* biomass [29], and a pH of 2.5 for the elimination of 100 mg/L of chromium (VI) with *Elaeagnus angustifolia* L. [30].

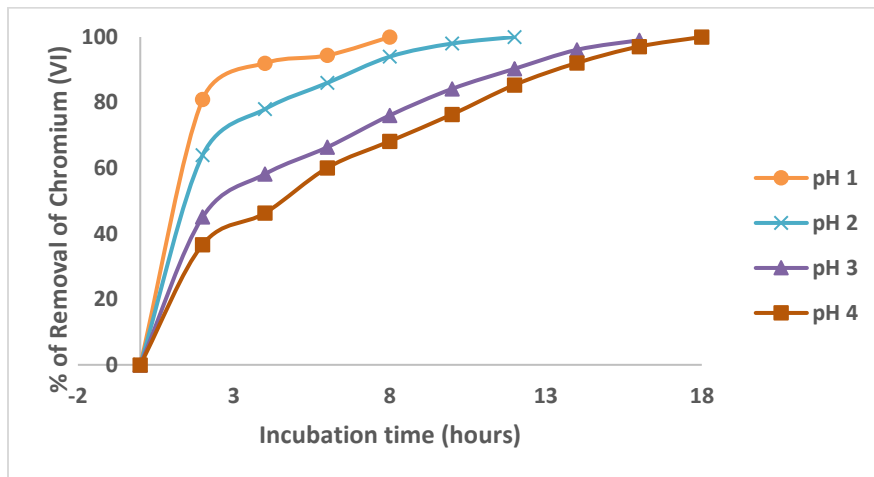


Fig. 1. Effect of pH and incubation time on the bioadsorption of Chromium (VI) in aqueous solution by the biomass of *E. hyemale* 100 mg/L. 1 g of biomass, 28°C, 100 rpm.

3.2 Effect of incubation temperature

At a higher temperature, the efficiency of removal is better, since the temperature increases the active surface charge activity and the kinetic energy of the bioadsorbent, thus improving the removal of metal ions [1]. At 60°C the total removal was to 4 hours of incubation, and to 28°C, the optimum time was in 8 hours (Figure 2). These results are similar for *N. tabacum* biomass, where the highest removal (100%) was observed at 60°C, 24 h, and 100%, while at 28°C, 66.54% is removed at the same time [16], similar results with nanobiochar artichoke leaves, for the elimination of 10 mg/L of chromium (VI) [19]. But, in comparison with *M. piperita* biomass, these results are least efficient, because, the most efficient removal, was between 40°C and 60°C, with a total removal after 75 and 90 minutes, respectively [11], for modified sawdust, with a temperature of incubation of 25°C [17], too, this parameter not influence in the elimination, since 100% of it is eliminated after 150 minutes at 40°C, 50°C, and 60°C [21], an optimum temperature of 28.9°C for the removal of the same heavy metal with *L. cavernae* CR-2 [23], 28°C with *C. formosanus* and *O. formosanus* nestes, for the elimination of chromate in *Brassica chinensis* L. [26],

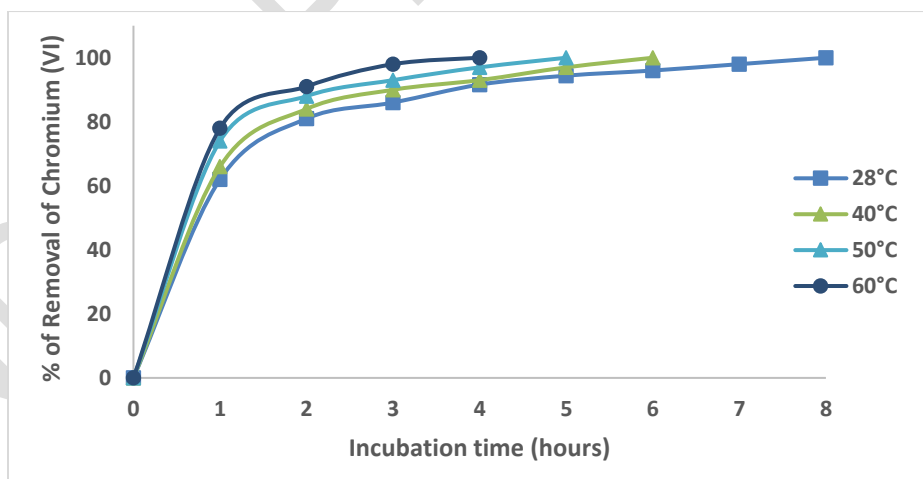
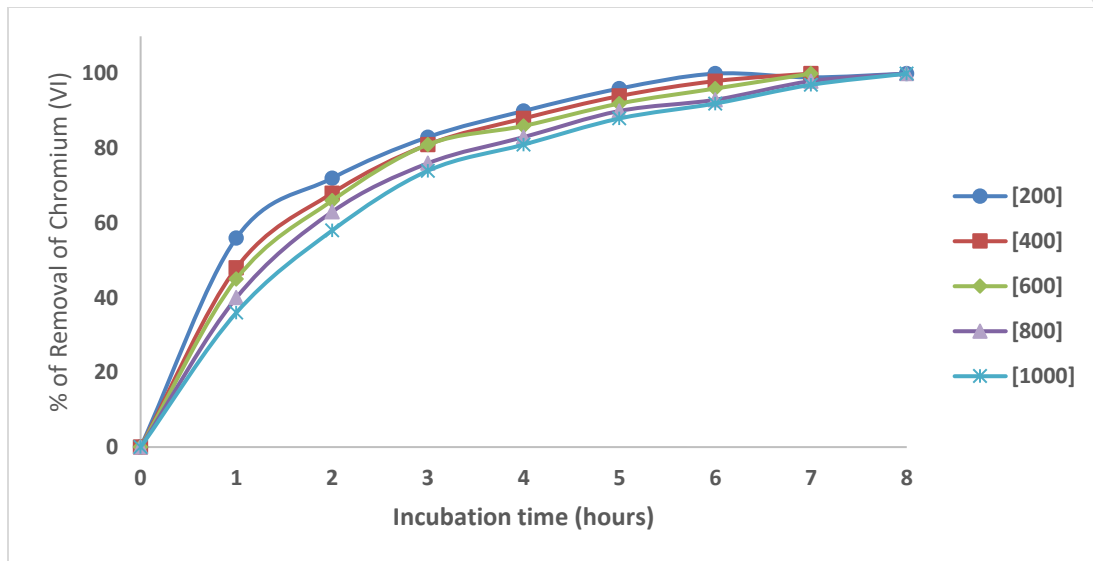


Fig. 2. Effect of incubation temperature on the bioadsorption of Chromium (VI) in aqueous solution by the biomass of *E. hyemale* 100 mg/L. pH 1.0. 1 g of biomass. 100 rpm.

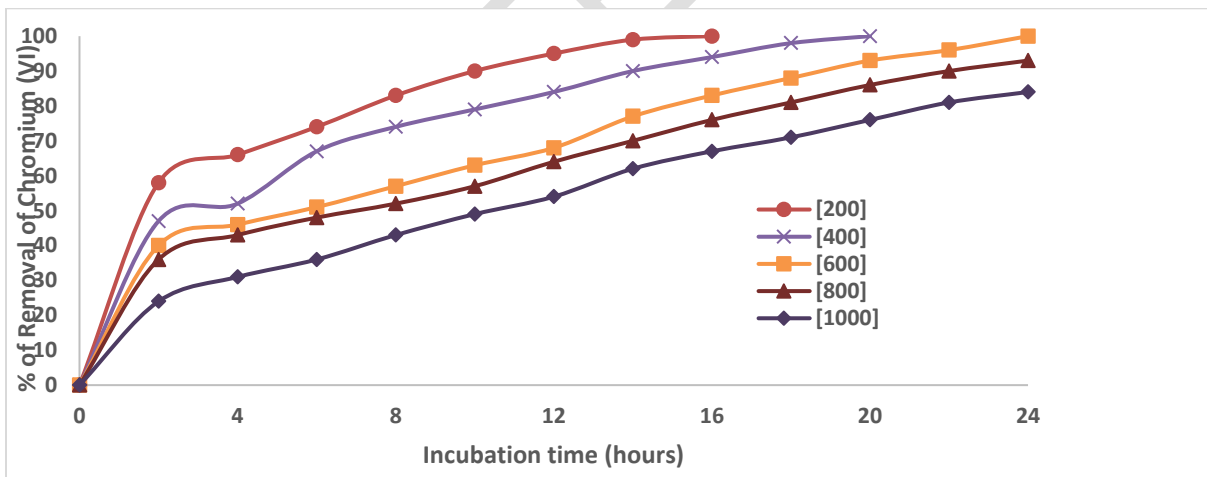
3.3 Effect of initial concentration of the metal on the bioadsorption of Chromium (VI)

With respect to effect of different concentrations of the metal in solution, at pH 1.0, with 1 g of horsertail biomass, at 60°C and 100 rpm, it was found a major removal, with a 100% of removal at 8 hours at the metal concentration analyzed (Figure 3A), while to 28°C, the total removal was 16 hours for 200 mg/L, and 24 hours for 1 g/L of heavy metal, with 100% and 84%

of elimination, respectively (Figure 3B). These results are similar for the *M. piperita* biomass, in which the removal of metal was 100% at 14 and 24 hours, at 28°C, for 200 and 1000 mg/L, respectively, while at 60°C, the removal is total between 5 and 9 hours of incubation, for the same metal [11], too for *N. tabacum* biomass, at 28 °C the maximum removal (89.36%) was at 600 mg/L, decreasing with 800 mg/L (82.02%) and 1000 mg/L (64.72%), while to 60°C, the total removal of 800 mg/L and 1000 mg/L, was at the 8 h of incubation in the same conditions [16], a slight decrease in the removal of chromium (VI), by increasing their concentrations from 50 to 200 ppm [27]. But, our results are different for modified sawdust, since increase the metal concentration, too increase the efficiency of elimination, at pH 3.0 and 28°C [17], for *C. maxima*, the heavy metal concentration, has no effect on the removal of chromium (VI), although efficiency is greater at 40°C [21].



A



B

Fig. 3. Effect of initial concentration of Cr (VI) on the bioadsorption of Chromium (VI) in aqueous solution by the biomass of *E. hyemale*. 1 g of biomass. 100 rpm. pH 1.0. 100 rpm. A.- 60°C B.- 28°C.

3.4 Effect of initial concentration of *E. hyemale* biomass on the bioadsorption of Chromium (VI)

The effect of the biomass concentration on the chromium (VI) removal capacity is shown in figure 4, in which it is observed that if the biomass concentration increases, the elimination of the metal in solution too increase, since with 5 grams of biomass eliminate 100% of the metal in 3 hours, while 1 g eliminate chromium (VI) at 8 hours, because there are more bioadsorption sites of it, since the amount of bioadsorbent added determines the number of binding sites available for the biosorption of heavy metals [15], and these results are like those reported for *M. piperita* biomass, because with 1 g of the analyzed biomass, 100% of the metal is removed after 180 minutes, while with 4 and 5 g, the removal is total after 75

minutes [11], for modified sawdust, with an increase of 0.5-1.5 g/L at 25°C, too increase the efficiency of elimination [17], similar results with nanobiochar artichoke leaves, for the elimination of 10 mg/L of chromium (VI) [19], for *C. maxima* biomass, the removal of the heavy metal in solution increase significantly, because with 1 g of the analyzed biomass, 100% of the metal is removed after 480 minutes, while with 5 g, the removal is total after 25 minutes [21]. Too, these results are different for *N. tabacum* biomass, which if the concentration of this is increased, the elimination of the metal in solution is not affected because at the concentrations of biomass analyzed, the removal is similar after 24 h of incubation [16], 1 g of coconut coir-biochar for the removal of 50 mg/L [25], 10 g of *C. formosanus* and *O. formosanus* nestes, for the elimination of 20 mg/L of chromate in *Brassica chinensis* L. [26], 5 g/L of *J. curcas* seedcake dose, with a removal of 50.18% of the heavy metal, and further increase in the biosorbent decreased the efficiency of the removal [27], and 2.27 g/L of *E. angustifolia* for the elimination of 100 mg/L of chromium (VI) [30].

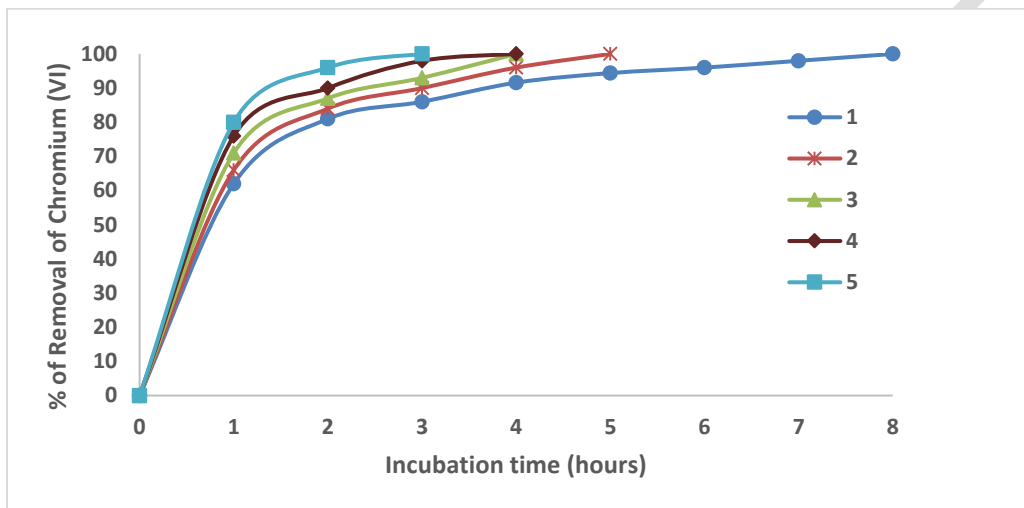


Fig. 4. Effect of initial concentration of the *E. hyemale* biomass on the bioadsorption of Chromium (VI) in aqueous solution. 100 mg/L of Cr (VI). 100 rpm. pH 1.0.

3.5 Bioremediation of Chromium (VI) from earth and water contaminated

We adapted a water-phase bioremediation assay to explore possible usefulness of this biomass for eliminating chromium (VI) from industrial wastes. The biomass (5 g), was incubate with 5 g of non-sterilized contaminated soil with 100 mg/g, and wastewater containing 100 mg/L of Cr (VI) (adjusted), suspended in trideionized water to a final volume of 100 mL, and after 10 days of incubation, 28°C, 5 g of plant biomass, well 86% of soil and 70% of wastewater, were eliminated from contaminated earth and wastewater. The metal removal capacity from earth and wastewater by the biomass is equal or better than others analyzed, for example: The removal of the same metal by a assay simultaneous of electrocoagulation and electro-assisted phytoremediation with rough horsetail (*E. hyemale*) [6], the use of wetlands reactors of the same plant for reducing the contamination of iron in wastewater, and the lead and chromium removal from leachate [7, 8], for the elimination of the same metal with *M. piperita* and *N. tabacum* biomasses, [11, 16], similar results with nanobiochar artichoke leaves, for the removal of 10 mg/L of chromium (VI), from tap, waste, and sea water [19], for the removal of 50 mg/L of the same heavy metal by *C. maxima* biomass, It was observing that in 7 days of incubation, the chromium (VI) concentration of earth and water samples decrease 93% and 94.5% in both samples [21], and the phytoremediation with *Hydrocotyle Ranunculoides*, in wastewater contaminated with heavy metals [22].

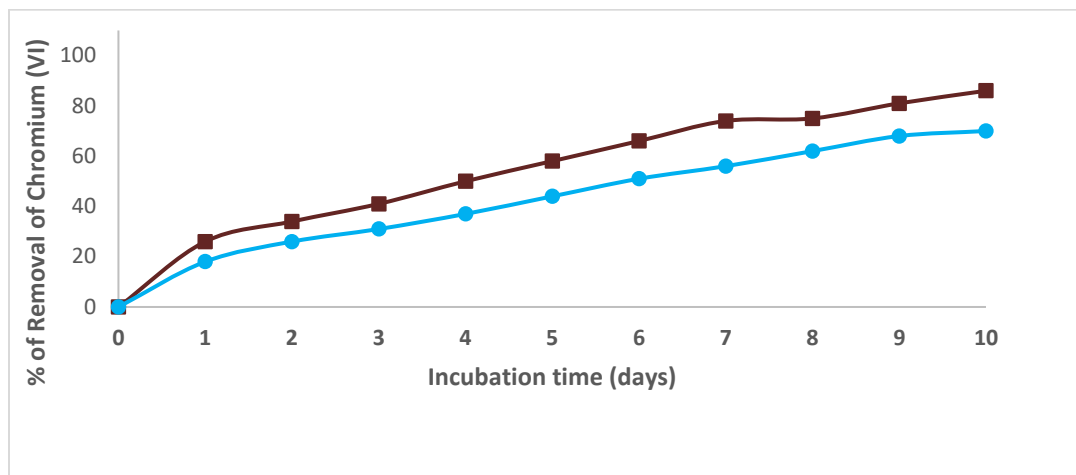


Fig. 5. Bioremediation of Chromium (VI) from earth and water contaminated with 100 mg/g soil (pH 6.8), and 100 mg/L Chromium (VI) (pH 8.2) (5 g of *E. hyemani* biomass. 28°C, 100 rpm.

---■--- Soil ---●--- Water

4. CONCLUSION

Different methods have been analyzed for wastewater decontamination, and some of these are expensive, complicated, require time and energy consuming, etc. Actually, the phytoremediation is a good alternative, because it is most efficient and applied in wastewater treatment, and a great number of different adsorbents from various sources have been utilized to remove a great variety of contaminants, in particular, the use of waste biomass from invasive plants as adsorbent materials for the removal of heavy metals from aqueous streams could decrease their threat [2, 3, and 14]. In this work, the biomass of a commercial plant *E. hyemani* was studied for the removal of chromium (VI) in aqueous solution, with the following conclusions:

1. The natural biomass of *E. hyemani* removal 100 mg/L of the heavy metal at 8 hours of incubation, with 1 g of biomass, pH 1.0 and 100 rpm.
2. If the temperature is increased, the removal efficiency is not affected.
3. To lower metal concentration, is better the removal efficiency.
4. To higher biomass concentration, the removal efficiency increases.
5. In bioremediation tests, it was found that biomass efficiently removes metal from contaminated earth and wastewaters with chromium (VI), therefore, their application is viable for its treatment, in addition, the biomass analyzed very efficient, of easy obtained, handling, and low cost.

REFERENCES

1. Ali S, Mir RA, Tyagi A, Manzar N, Kashyap AS, Mushtaq, M, et al. Chromium Toxicity in Plants: Signaling, Mitigation, and Future Perspectives. *Plants*. 2023;12,1502:1-25. <https://doi.org/10.3390/plants12071502>
2. Kumar M, Harvinder Singh S. Novel Approaches for Sustainable Management of Chromium Contaminated Wastewater. In: Taşeli BK, editor. *Wastewater Treatment - Past and Future Perspectives*. 1th ed. Croatia. Intechopen. 2024. DOI: 10.5772/intechopen.1003944
3. Covarrubias SA, Peña Cabrales JJ. Contaminación ambiental por metales pesados en México: Problemática y estrategias de fitorremediación. *Rev. Int. Cont. Amb.* 2017;33 (Especial Biotecnología e ingeniería ambiental): 7-21. DOI: 10.20937/RICA.2017.33.esp01.01 Spanish.
4. ATSDR. ToxFAQs for Chromium. Agency for toxic substances and disease registry. 2012. Accessed 29 March 2024. Available: <http://www.atsdr.cdc.gov/toxfaqs/tfacts7.pdf> 18/09/2016.
5. Sajid M, Mahmood M, Núñez-Delgado A, Alatalo JM, Elrys AS, Rizwan M. A green method for removing chromium (VI) from aqueous systems using novel silicon nanoparticles: Adsorption and interaction mechanisms. *Environ. Res.* 2022;213:113614 <https://doi.org/10.1016/j.envres.2022.113614>

- 6.- Putra RS, Annisa AD, Budiarto S. Batik Wastewater Treatment Using Simultaneous Process of Electrocoagulation and Electro-Assisted Phytoremediation (EAPR). *Indones. J. Chem.*, 2020;20(6),1221-1229. Doi: 10.22146/ijc.47898.
- 7.- Wisniewska M, Marciniak M, Geca M, Herda K, Pietrzak R, Nowicki P. Activated Biocarbons Obtained from Plant Biomass as Adsorbents of Heavy Metal Ions. *Material*. 2022;15,5856,1-16. <https://doi.org/10.3390/ma15175856>
- 8.- Dwirani F, Ariesmayana A, Sudrajad, A, Nurhakim, I, Firdaus DI. Horsetail plant phytoremediation potential in the decrease of heavy metal iron (Fe) in leachate at cilowong's landfill area Serang city. *Ind. J. of Urban and Environ. Technol*. 2019;3(1), 103-122, DOI : <http://dx.doi.org/10.25105/urbanenvirotech.v3i1.5478>
- 9.- Kurniati E, Imai T, Higuchi T, Sekine M. Lead and chromium removal from leachate using horsetail (*Equisetum hyemale*). *J. of Degr. and Mining Lands Manag*. 2014;1(2), 903-96. www.jdmim.ub.ac.id
- 10.- Guevara-Lora I, Wronski, N, Bialas A, Osip H, Czosnek C. Efficient Adsorption of Chromium Ions from Aqueous Solutions by Plant-Derived Silica. *Molecules*. 2022;27:4171, 1-12. <https://doi.org/10.3390/molecules27134171>
- 11.- González Padilla MJ, Martínez Rodríguez CM, Contreras Briones D, Navarro Castillo JF, Acosta Rodríguez I. Removal of chromium (VI) in solution by the *Mentha piperita* biomass. *JMEST*. 2024;(11), 16522-16527. JMESTN42354307. www.jmest.org
- 12.- Greenberg AE, Clesceri LS, Eaton AD. Standard methods for the examination of water and wastewater. 18a. ed. American Public Health Association. Washington DC. 1998;3.58-3.60.
- 13.- Nagy B, Manzatu C, Maica Neanu A, Indolean C, Lucian BT, Majdik C. Linear and nonlinear regression analysis for heavy metals removal using *Agaricus bisporus* macrofungus. *Arab. J. of Chem*. 2017;10:S3569-S3579. DOI:10.1016/j.arabjc.2014.03.004
- 14.- Shijie X. Water contamination due to hexavalent chromium and its health impacts: exploring green technology for Cr (VI) remediation, *Green Chemistry Letters and Reviews*, 2024;7(1), 2356614, 1-20. DOI: 10.1080/17518253.2024.2356614
- 15.- Pradhan D, Sukla LB, Sawyer M, Rahman PK. Recent bioreduction of hexavalent chromium in wastewater treatment: A review. *J. Indian Engin. Chem*. 2017;55:1–20. DOI: 10.1016/j.jiec.2017.06.040
- 16.- Huerta-Velázquez, C.C., Cruz-García, K.B., Acosta-Rodríguez, I. Usefulness of the Biomass of Tobacco (*Nicotiana tabacum*) for The Elimination of Chromium (VI) from Polluted Waters. *Universal J. of Green Chemistry*. 2024;2(1), 1-10. 21/02/2024. DOI: <https://doi.org/10.37256/ujgc.2120242220>.
- 17.- Sirusbakht, S, Vafajoo L, McKay G, Parthasarathy P. Application of response surface methodology to optimize chromium (VI) removal from aqueous solution using pre-treated sawdust. *Environ. Prog. Aiche & Sust. Energy*. 2024; 721-726. <https://doi.org/10.1002/ep.14434>.
- 18.- Govindaraju K, Vinu R, Gautam R, Vasantharaja R, Niranjan M, Sundar I. Microwave-assisted torrefaction of biomass *Kappaphycus alvarezii*-based biochar and magnetic biochar for removal of hexavalent chromium [Cr(VI)] from aqueous solution. *Biomass Conv. Bioref*. 2024;14, 3643–3653. <https://doi.org/10.1007/s13399-022-02512-2>.
- 19.- Mahmoud ME, El-Ghanam AM, Saad, SR. Sequential removal of chromium (VI) and prednisolone by nanobiochar-enriched-diamine derivative. *Biomass Conversion and Biorefinery*. 2024;14, 7011–7030. <https://doi.org/10.1007/s13399-022-02888-1>
- 20.- Chatir EM, El Hadrami A, Ojala S, Brahmi R. Oxygen and phosphorus-enriched mesoporous biowaste-based carbonaceous material: A sustainable solution for efficient removal of diclofenac and chromium (VI) from polluted water. *Inor. Chem. Comm. unications*, 2024;112540. <https://doi.org/10.1016/j.inoche.2024.112540>
- 21.- Sánchez Lucio LS, Ramos Arteaga PA, García Luis MF, Contreras Briones D, Tovar Oviedo J, Acosta Rodríguez I. 2023. Application of the pumpkin seed husk (*Cucurbita maxima* Dutch) by the removal of chromium (VI) in solution. *Journal of Multidisciplinary and Environmental Science and Technology*. (JMEST). 2023;10(11),16480-16486. JMESTN42354294. www.jmest.org

- 22.- Vera R, Soto C. Potencial de fitorremediación del matecillo (*Hydrocotyle Ranunculoides* L.f.) en aguas contaminadas con metales pesados de la quebrada pacchantay. Hatun Yachay Wasi. 2024;3(1), 86–97. <https://doi.org/10.57107/hyw.v3i1>. Spanish.
- 23.- Shan B, Hao R, Zhang J, Li J, Ye Y, Xu, et al., Bioremediation Potential of Cr(VI) by *Lysinibacillus cavernae* CR-2 Isolated from Chromite-Polluted Soil: A Promising Approach for Cr(VI) Detox. Geomicrob. J. 2023;41(4), 459–473. <https://doi.org/10.1080/01490451.2023;2246035>
- 24.- Aslanzadeh M, Saboora A, Moradlou O. Phytoremediation potential of duckweed (*Lemna minor* L.) for hexavalent chromium removal in synthetic wastewater: unveiling physiological response and defense mechanisms against excessive heavy metal uptake. Int. J. Environ. Sci. Technol. 2024; <https://doi.org/10.1007/s13762-024-05721-6>
- 25.- Acharya C, Mohapatra RK, Sasmal A, Panda CR, Thatoi H. Effective remediation of Cr(VI) using coconut coir-derived porous biochar: application of kinetics and isotherm approaches. Int. J. Environ. Sci. Technol. 2024;21, 7249–7268. <https://doi.org/10.1007/s13762-024-05460-8>
- 26.- Wang M, Wang N, Zhou J, Yuan J, Jiang L, Lu L, et al., Removal of chromate in aqueous solutions by termite nests and reduction chromate accumulation in *Brassica chinensis* L. Front. Sustain. Food Syst. 2024;8:1351964, 1-13. doi: 10.3389/fsufs.2024;1351964
- 27.- Taha Z, Labena A, Madian HR, Hala S. Ahmed, HS, Hassan HM. Promising applications of seedcake of *Jatropha curcas* plants: bioethanol production and bio-sorbent material for dye and heavy metal removal. Biomass Conversion and Biorefinery. 2024;14, 11601–11615 <https://doi.org/10.1007/s13399-022-03193-7>
- 28.- Goswami M, Devi B, Das E, Rabha S, Hari Prasad Sarma HP, Deviet A. A promising approach for the removal of hexavalent and trivalent chromium from aqueous solution using low-cost biomaterial. Environ Monit Assess. 2024;196, 461. <https://doi.org/10.1007/s10661-024-12617-y>
- 29.- Sunardi, S, Sumardiyono S, Mardiyono M, Hidayati N, Soebiyanto S. Sunardi S. Utilization of iron scrap into copperas and rambutan (*Nephelium lappaceum* L.) peel extract into environmentally friendly iron nanoparticles for hexavalent chromium removal and its kinetics. Environ. Qual. Manag. 2023;33:3, 531-542. <https://doi.org/10.1002/tqem.22153>
- 30.- Benmahdi F, Khettaf S, Kolli M. Efficient removal of Cr(VI) from aqueous solution using activated carbon synthesized from silver berry seeds: modeling and optimization using central composite design. Biomass Conv. Bioref. 2024;14, 7087–7101. <https://doi.org/10.1007/s13399-022-03041-8>