

Influence of NPK, Rhizobium Conjugated with FYM on Physico-Chemical properties of Soil for Cluster Bean (*Cyamopsis tetragonoloba* L.) Cv. Radha SPL.

ABSTRACT-

An experiment was conducted on “Influence of NPK, Rhizobium Conjugated with FYM on Soil properties, and Yield of Cluster Bean (*Cyamopsis tetragonoloba* L.) Cv. Radha SPL” at Research farm of Soil Science and Agricultural Chemistry, during kharif season of 2023-24. In the present experiment 18 treatments, were laid out in randomized block design with three replications. The pre and post-harvest soil samples were taken for analysis and shown sandy loam in texture. The result obtained in treatment T₁₈ - [N₂₀P₄₀K₄₀+ FYM@ 5 t ha⁻¹+Rhizobium@ 600 g ha⁻¹] has showed a slight decrease in soil pH 7.18, D_b 1.21 Mg.m⁻³ and D_p 2.20 Mg.m⁻³, and showed slight increase in EC, pore space, water holding capacity and organic carbon *i.e.*, 0.29 dSm⁻¹, 46.88%, 44.90%, 0.55% respectively. The maximum available nitrogen 292 kg ha⁻¹, phosphorus 31.18kg ha⁻¹ and potassium 264 kg ha⁻¹ were recorded in T₁₈ compare to minimum available nitrogen 179 kg ha⁻¹, Phosphorus 18.49 kg ha⁻¹ and Potassium 206 kg ha⁻¹ were found in T₁ [N₀P₀K₀+ FYM@ 0 t ha⁻¹+Rhizobium@ 0 g ha⁻¹]. Present study concludes that that treatment T₁₈ was best in all soil health parameters.

Keywords: Cluster bean, Soil health, Nitrogen, Phosphorus, Potassium, FYM, Rhizobium, etc.

INTRODUCTION:

Soil fertility or status is a state that determines the foundation or strength of the soil in providing support for plants, environment and future stability of ecosystems (Havlin *et al.*, 2017). This is structure and texture, bulk density, chemical characteristics that includes pH, nutrient availability, organic matter, microbial activity and the state of life in the options of fauna (Doran and Zeiss, 2000). Some of the management practices concerning soil are water holding capacity, water drainage, aeration, and prevention of soil erosion. The conservation practices include organic amendments, cover crops, reduced tillage, crop rotation and health of the top soil (Snyder and Bruulsema, 2007).

Cluster bean, also known as guar (*Cyamopsis tetragonoloba*), is a leguminous crop that can improve soil health by fixing atmospheric nitrogen through its symbiotic relationship with Rhizobium bacteria in its root nodules. This nitrogen fixation enriches the soil, reducing the need for synthetic fertilizers and enhancing fertility. Cluster bean's presence in crop rotation systems improves soil structure and organic matter content, forming soil aggregates for better aeration and water infiltration (Kumar and Singh, 2014). The plant's biomass, when left as crop residue, adds organic matter to the soil, boosting nutrient content and supporting beneficial microbial activity. Cluster bean also helps control soil erosion due to its ground cover, reducing water runoff and wind impact. Incorporating cluster bean into farming

Commented [ss1]: Impact

Commented [ss2]: and

Commented [ss3]: to study the impact

Commented [ss4]: and

Commented [ss5]: use comma and space appropriately

Commented [ss6]: Name of Institute

Commented [ss7]: Italicize in complete manuscript

Commented [ss8]: The

Commented [ss9]: with

Commented [ss10]: was

Commented [ss11]: delete

Commented [ss12]: revealed

Commented [ss13]: and

Commented [ss14]: delete

Commented [ss15]: delete

Commented [ss16]: Make all the values with units in bracket. Follow the same trend for complete manuscript

Commented [ss17]: along with

Commented [ss18]: Delete no need to discuss insignificant and minimum values. Follow the same trend for whole manuscript in results & discussion section too

Commented [ss19]: made it

Commented [ss20]: treatment among

Commented [ss21]: use /

Commented [ss22]: delete

Commented [ss23]: and

Commented [ss24]: Its physico-chemical properties

Commented [ss25]: top soil health

Commented [ss26]: italicize

practices can enhance soil health, reduce chemical input dependency, and promote sustainable agricultural systems. (Rao and Nair, 2011)

NPK fertilizers are inorganic fertilizers used for increasing production of crops and fertility of the soil; it contains nitrogen, phosphorus and potassium. However, consequences it has on soil over an extended period could be complicated. NPK fertilizers can disturb the nutrient balance and cause soil acidification, destruction of the soil structure, pollution of water and increase of microbial activity (Reddy and DeLaune, 2008). Another disadvantage of overusing fertilizers is that it results in the defeat of the soil structure, the reduction of organic matter and the pollution of water sources which leads to the appearance of eutrophication and problems with the aquatic habitats. They also react with the organisms to change their levels; level of nitrogen and phosphorus can decrease useful microbes. In this matter, the frequent use of inorganic fertilizers leads to dependency and influences the supply of organic matter and the natural nutrient cycling. Soil conservation practices are crucial and form the basis of long run management of the soil. (Giller et al., 2004)

Farmyard manure (FYM) is one kind of natural organic manure applied for enhancing the fertility of soil as well as agricultural production. This improves the physical properties of the soil by raising the organic matter content; hence improves aeration, water intake, and root penetration. FYM also improves on soil fertility by availing the necessary nutrients in a slow-release mechanism to the crops (Sharma and Singh, 2011). The chemical composition of FYM is N(0.5%),P(0.2%) and K(0.5%). It enhances water uptake because the water dries up in dry periods and the frequency of watering is decreased. FYM enhances the microbial population in the soil helping in checking soil erosion and equally improves the pH of the soil. (El-Morsy and Ali, 2012).

Rhizobium is a genus of Gram-negative soil bacteria that fix nitrogen. Rhizobium species form an endosymbiotic nitrogen-fixing association with roots of legumes and other flowering plants. The bacteria colonize plant cells within root nodules, where they convert atmospheric nitrogen into ammonia using the enzyme nitrogenase and then provide organic nitrogenous compound such as glutamine or ureides to the plant. (Oldroyd and Dixon, 2014).

Cluster beans improve soil structure and fertility by adding organic matter and enhancing microbial activity. FYM enriches soil with essential nutrients, improving water-holding capacity, especially in arid regions. Rhizobium inoculation enhances nitrogen fixation, promotes root growth, and yields. Integrating these practices can lead to better crop performance, reduced dependency on chemical fertilizers, and environmentally friendly farming methods. (Singh and Kumar, 2015)

Commented [ss27]: Repeated so kindly emerge

Commented [ss28]: crop production

Commented [ss29]: delete

Commented [ss30]: their

Commented [ss31]: delete

Commented [ss32]: the years

Commented [ss33]: In addition,

Commented [ss34]: ,

Commented [ss35]: and

Commented [ss36]: delete

Commented [ss37]: Increase or decrease?

Commented [ss38]: Indiscriminate use of fertilizers

Commented [ss39]: disruption

Commented [ss40]: Wrie it properly

Commented [ss41]: Use proper spacing

Commented [ss42]: & slow release mechanism

Commented [ss43]: Delete as already repeated

Commented [ss44]: Use proper spacing and follow the same trend for complete manuscript

Commented [ss45]: Write up in 2nd paragraph along with cluster bean to maintain evenness and uniformity

MATERIAL AND METHOD

Location of Experimental site

The experiment was conducted at research farm of Soil Science, Department of Soil Science and Agricultural Chemistry, Naini Agricultural Institute (NAI), Sam Higginbottom University of Agriculture, Technology and Sciences, Prayagraj. The area is situated on the south of Prayagraj, on the right side of the river Yamuna on the south of Rewa road at a distance of about 6 km from Prayagraj city. It is situated at 25°57'69" N latitude, 81°59'74" E longitude and at the altitude of 98 meter above the sea level. In the present experiment 18 treatments, were laid out in randomized block design with three replications. Three factors were inorganic NPK (0%, 50% and 100%), FYM (0%, 50% and 100%) and Rhizobium (0% and 100%). The soil samples were randomly collected from one site in the experiment plot prior to tillage operation from the depth of 0-15 cm and 15-30 cm. The volume of the soil sample then reduced by coning and quartering the composites soil samples. Following this, they underwent air drying and were sieved through a 2 mm mesh, preparing them for both physical and chemical analysis. Soil physical analysis was conducted after post-harvest operations. After harvest, soil samples were collected from field. Physical properties, bulk density Mg m^{-3} , particle density Mg m^{-3} , pore space %, water holding capacity % were analyzed. Soil chemical analysis is done after post-harvest operations were following, pH, EC dS m^{-1} , organic carbon %, available N kg ha^{-1} , P kg ha^{-1} , K kg ha^{-1} .

Commented [ss46]: The experiment containing

Commented [ss47]: was

Commented [ss48]: during *kharif*, 2023-24 for

Commented [ss49]: being

Commented [ss50]: physico-chemical

Commented [ss51]: viz.,

Commented [ss52]: Keep units in bracket and follow the same trend for rest manuscript along with spacing & use of commas

Table 1. Methodology employed for analysis

Particulars	Method employed
Bulk density (Mg m^{-3})	Graduated Measuring Cylinder (Muthuaval <i>et al.</i> , 1992)
Partical density (Mg m^{-3})	Graduated Measuring Cylinder (Muthuaval <i>et al.</i> , 1992)
Pore space (%)	Graduated Measuring Cylinder (Muthuaval <i>et al.</i> , 1992)
Soil pH (1:2)	pH meter (Glass electrode) (Jackson, 1958)
Soil EC (dS m^{-1})	EC meter (Conductivity Bridge) (Wilcox, 1950)
Organic Carbon (%)	Wet Oxidation Method (Walkley and Black, 1947)
Available Nitrogen (Kg ha^{-1})	Kjeldhal Method (Subbiah and Asija, 1956)
Available Phosphorus (Kg ha^{-1})	Colorimetric method (Olsen <i>et al.</i> , 1954)
Available Potassium (Kg ha^{-1})	Flame photometric method (Toth and Prince, 1949)

RESULT AND DISCUSSION

Soil physical properties

Effect of NPK, Rhizobium Conjugated with FYM on Soil Properties, and Yield of Cluster Bean (*Cyamopsis tetragonoloba* L.) Cv. Radha SPL. The maximum bulk density was recorded 1.38 Mg m⁻³ in 0-15 cm depth and 1.46 Mg m⁻³ in 15-30 cm depth under treatment T₁ (0%NPK +0% FYM + 0% Rhizobium) and minimum bulk density was recorded 1.21 Mg m⁻³ in 0-15 cm depth and 1.29 Mg m⁻³ in 15-30 cm depth in treatment T₁₈ (100%NPK +100% FYM + 100% Rhizobium). The maximum particle density was recorded 2.33 Mg m⁻³ in 0-15 cm depth and 2.47 Mg m⁻³ in 15-30 cm depth under treatment T₁ (0%NPK +0% FYM + 0% Rhizobium) and minimum particle density was recorded 2.20 Mg m⁻³ in 0-15 cm depth and 2.27 Mg m⁻³ in 15-30 cm depth in treatment T₁₈ (100%NPK +100% FYM + 100% Rhizobium). Data revealed that application of treatment T₁₈ (100%NPK +100% FYM + 100% Rhizobium) recorded the highest porosity (46.8%) in 0-15 cm depth among all the treatments, which was the next superior and equally effective treatment in respect to porosity in soil after harvest the crop, while the lowest porosity was found in control T₁ (0% NPK + 0% FYM + 0% Rhizobium) (42.5%) in 0-15 cm depth. Application of T₁₈ (100%NPK +100% FYM + 100% Rhizobium) recorded the highest porosity (44.37 %) in 15- 30 cm depth in soil, which was significantly superior to other treatments. Minimum porosity content in soil was recorded under control T₁ (0%NPK + 0% FYM + 0% Rhizobium) (41.7 %) in 15-30 cm depth in soil. Increased organic matter can improve soil structure and increase soil pore space the retention of dissolved O.M. leading to change in physical properties of soil. Similar results were also reported by (Awad et al. (2014). The maximum water holding capacity was recorded (44.9%) in 0-15 cm depth and (43.46 %) in 15-30 cm depth in treatment T₁₈ (100%NPK +100% FYM + 100% Rhizobium) and minimum water holding capacity was recorded (42.52%) in 0-15 cm depth and (40.08%) in 15-30 cm depth in treatment T₁ (0%NPK +0% FYM + 0% Rhizobium).

Soil chemical properties

Application of different level of N, P, K, and Rhizobium on pH of the soil at harvest stage of cluster bean crop was found non-significant at 0-15cm and 15-30 cm depth while, it was minimum for T₁₈ (100%NPK +100% FYM + 100% Rhizobium) 7.18 for 0-15cm depth and maximum under T₁ (0%NPK +0% FYM + 0% Rhizobium) 7.50 for 0-15 cm depth. In case of 15-30 cm depth, it was minimum for T₁₈ (100%NPK +100% FYM + 100% Rhizobium) and maximum under T₁ (0%NPK +0% FYM + 0% Rhizobium) 7.20 and 7.47 respectively.

The maximum EC was recorded 0.29 in 0-15 cm and 0.26 in 15-30 cm depth in treatment of T₁₈ (100%NPK +100% FYM + 100% Rhizobium) and minimum EC was recorded 0.23 in 0-

Commented [ss53]: Delete

Commented [ss54]: Maintain the proper spacing for values and words for rest manuscript too

Commented [ss55]: No need to mention minimum values/low performing treatments

Commented [ss56]: crop harvesting

Commented [ss57]: Mention full form

Commented [ss58]: Follow journal's reference style: whether bold or normal

Commented [ss59]: No need to discuss non-significant, minimum values and negative results

15 cm and 0.20 in 15 - 30 cm depth in T₁ (0%NPK +0% FYM + 0% Rhizobium) respectively. that the application of T₁₈ (100%NPK +100% FYM + 100% Rhizobium) recorded the highest organic carbon is (0.55 %) in 0-15 cm soil and (0.53%) in 15-30 cm soil, which was significantly superior to other treatments. Minimum organic carbon content (0.48%) in 0-15 cm soil and (0.32%) in 15-30 cm soil was recorded under in T₁ (0%NPK +0% FYM + 0% Rhizobium). The maximum nitrogen was recorded 292kg ha⁻¹ in 0-15 cm depth and 277 kg ha⁻¹ in 15-30cm depth under treatment T₁₈ (100%NPK+100%FYM+100% Rhizobium) and minimum nitrogen was recorded 179 kg ha⁻¹ in 0-15 cm depth and 147 kg ha⁻¹ in 15-30 cm depth in treatment T₁ (0%NPK +0% FYM + 0% Rhizobium). Significant buildup of the soil available N could be attributed to increased activity of nitrogen fixing rhizobia there by resulting in higher accumulation of N in the soil leading to better nodulation and mineralization of organic N with phosphorus application.

The maximum phosphorus was recorded 31.18 kg ha⁻¹ in 0-15 cm depth and 27.74 kg ha⁻¹ in 15-30 cm depth under treatment T₁₈ (100%NPK +100% FYM + 100% Rhizobium) minimum phosphorus was recorded 18.49 kg ha⁻¹ in 0-15 cm depth and 15.63 kg ha⁻¹ in 15-30 cm depth in treatment T₁ (0%NPK +0% FYM + 0% Rhizobium). The increase in available P content of soil might be due to greater mobilization of native soil P by vigorous root proliferation and contribution through biomass.

The maximum potassium was recorded 264 kg ha⁻¹ in 0-15 cm depth and 196 kg ha⁻¹ in 15-30 cm depth under treatment T₁₈ (100%NPK +100% FYM + 100% Rhizobium) and minimum potassium was recorded 206 kg ha⁻¹ in 0-15 cm depth and 175 kg ha⁻¹ in 15-30 cm depth in treatment T₁ (0%NPK +0% FYM + 0% Rhizobium).

Commented [ss60]: Maintain proper spacing throughout the manuscript

Commented [ss61]: spacing

Commented [ss62]: while

Commented [ss63]: thereby,

TABLE-2- Effect of NPK, Rhizobium Conjugated with FYM on Physico-Chemical properties of Soil for Cluster Bean (*Cyamopsis tetragonoloba* L.) Cv. Radha SPL on bulk density, particle density, pore space and water holding capacity of soil after crop harvest

Commented [ss64]: and

Treatments	Bulk density	Particle density	Pore space	W.H.C
------------	--------------	------------------	------------	-------

	(Mg m ⁻³)		(Mg m ⁻³)		(%)		(%)	
	0-15 cm	15-30 cm	0-15 cm	15-30 cm	0-15 cm	15-30 cm	0-15 cm	15-30 cm
T ₁	1.38	1.46	2.33	2.47	42.51	41.72	42.52	40.08
T ₂	1.29	1.39	2.29	2.39	42.92	41.95	42.87	41.70
T ₃	1.27	1.37	2.25	2.33	43.88	42.11	43.14	42.17
T ₄	1.25	1.36	2.26	2.36	44.82	42.62	43.69	42.41
T ₅	1.24	1.35	2.24	2.30	45.27	43.03	44.19	42.82
T ₆	1.23	1.30	2.23	2.28	45.86	43.56	44.58	42.90
T ₇	1.29	1.40	2.32	2.38	42.71	41.08	42.72	41.06
T ₈	1.28	1.37	2.30	2.39	42.87	41.36	42.89	41.35
T ₉	1.25	1.36	2.28	2.35	44.51	42.77	43.80	42.62
T ₁₀	1.24	1.32	2.27	2.34	44.93	42.92	43.95	42.78
T ₁₁	1.23	1.31	2.24	2.31	45.05	43.95	44.27	43.19
T ₁₂	1.22	1.32	2.22	2.27	45.62	44.92	44.64	43.37
T ₁₃	1.32	1.38	2.31	2.41	43.10	42.11	42.97	41.43
T ₁₄	1.30	1.36	2.29	2.37	43.23	42.63	43.09	41.62
T ₁₅	1.26	1.32	2.28	2.35	45.08	43.08	43.48	42.25
T ₁₆	1.25	1.30	2.25	2.33	45.87	43.36	43.76	42.66
T ₁₇	1.23	1.31	2.23	2.30	46.17	44.06	44.36	43.32
T ₁₈	1.21	1.29	2.20	2.27	46.88	44.37	44.90	43.46
F-Test	NS	NS	NS	NS	S	S	S	S
S.E.m.(±)	-	-	-	-	1.17	1.95	0.49	0.38
C.D.at5%	-	-	-	-	0.40	0.65	1.73	1.10

Commented [ss65]: spacing

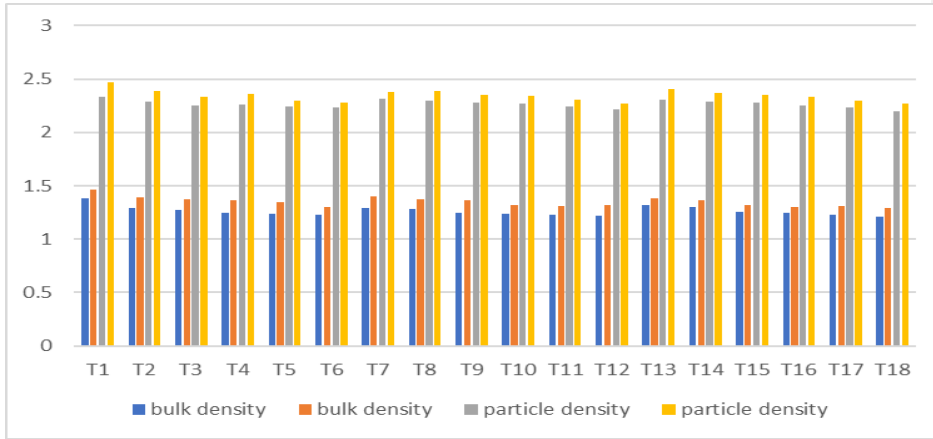


Fig-1. Effect of NPK, Rhizobium Conjugated with FYM on Physico-Chemical properties of Soil for Cluster Bean (*Cyamopsis tetragonoloba* L.) Cv. Radha SPL on bulk density, particle density of soil after crop harvest

Commented [ss66]: and

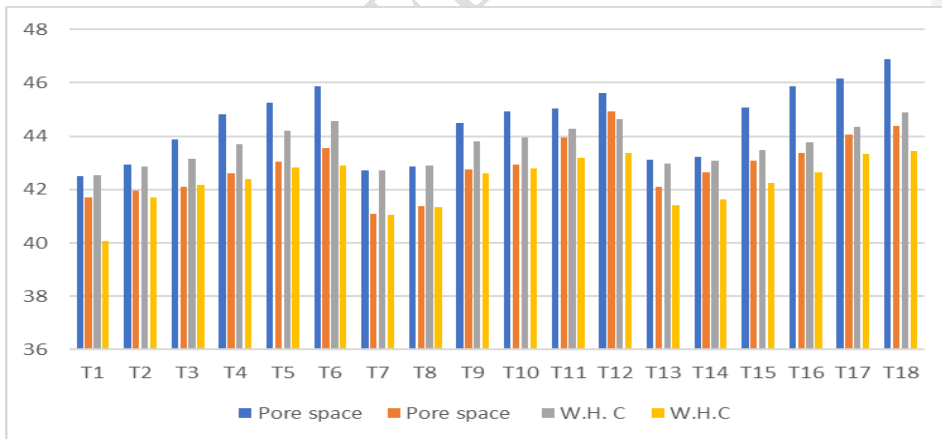


Fig-2. Effect of NPK, Rhizobium Conjugated with FYM on Physico-Chemical properties of Soil for Cluster Bean (*Cyamopsis tetragonoloba* L.) Cv. Radha SPL on pore space and water holding capacity of soil after crop harvest

Commented [ss67]: and

TABLE-3. Effect of NPK, Rhizobium Conjugated with FYM on Physico-Chemical properties of Soil for Cluster Bean (*Cyamopsis tetragonoloba* L.) Cv. Radha SPL on pH, Electrical conductivity, organic compound of soil after crop harvest

Commented [ss68]: and

Commented [ss69]: e

Treatment	pH		Electrical Conductivity		Organic Carbon	
	(1:2)w/v		(dS m ⁻¹)		(%)	
	0-15 cm	15-30 cm	0-15 cm	15-30 cm	0-15 cm	15-30 cm
T ₁	7.50	7.47	0.23	0.20	0.48	0.32
T ₂	7.39	7.43	0.24	0.22	0.48	0.39
T ₃	7.32	7.38	0.25	0.23	0.51	0.43
T ₄	7.30	7.35	0.26	0.24	0.51	0.45
T ₅	7.28	7.32	0.26	0.25	0.53	0.47
T ₆	7.26	7.29	0.27	0.26	0.54	0.51
T ₇	7.41	7.45	0.24	0.22	0.49	0.44
T ₈	7.37	7.42	0.24	0.23	0.49	0.45
T ₉	7.29	7.32	0.25	0.24	0.52	0.48
T ₁₀	7.27	7.30	0.25	0.23	0.52	0.49
T ₁₁	7.26	7.28	0.26	0.24	0.53	0.50
T ₁₂	7.24	7.26	0.27	0.25	0.54	0.52
T ₁₃	7.35	7.39	0.24	0.22	0.50	0.45
T ₁₄	7.33	7.36	0.24	0.23	0.50	0.46
T ₁₅	7.25	7.27	0.26	0.24	0.53	0.51
T ₁₆	7.23	7.26	0.27	0.24	0.53	0.51
T ₁₇	7.21	7.24	0.28	0.25	0.54	0.52
T ₁₈	7.18	7.20	0.29	0.26	0.55	0.53
F-Test	NS	NS	NS	NS	S	S
S.Em.(±)	-	-	-	-	0.01	0.03
C.D.at 5 %	-	-	-	-	0.02	0.07

Commented [ss70]: align values at center

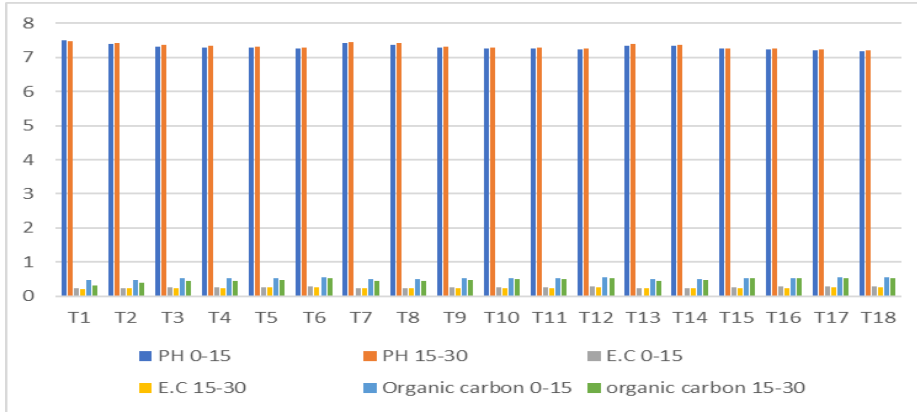


Fig-3. Effect of NPK, Rhizobium Conjugated with FYM on Physico-Chemical properties of Soil for Cluster Bean (*Cyamopsis tetragonoloba* L.) Cv. Radha SPL on pH, Electrical conductivity, organic compound of soil after crop harvest.

Commented [ss71]: and

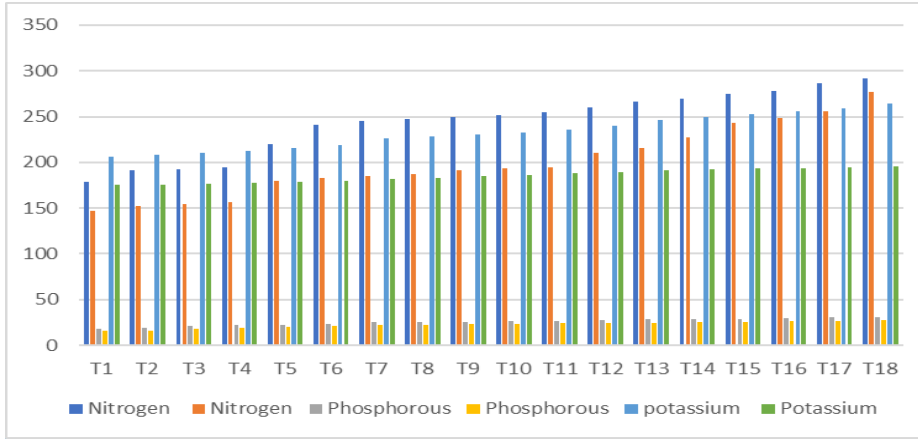
Commented [ss72]: e

TABLE -4 Effect of NPK, Rhizobium Conjugated with FYM on Physico-Chemical properties of Soil for Cluster Bean (*Cyamopsis tetragonoloba* L.) Cv. Radha SPL on Nitrogen , Phosphorous ,Potassium of soil after crop harvest.

Treatment	Available Nitrogen		Available Phosphorus		Available Potassium	
	(kg ha ⁻¹)		(kg ha ⁻¹)		(kg ha ⁻¹)	
	0-15 cm	15-30 cm	0-15 cm	15-30 cm	0-15 cm	15-30 cm
T ₁	179	147	18.49	15.63	206	175
T ₂	191	152	19.50	16.05	208	176
T ₃	192	154	20.78	17.66	210	177
T ₄	195	156	21.88	18.73	213	178
T ₅	220	180	22.37	19.81	216	179
T ₆	241	183	22.98	20.83	219	180
T ₇	245	185	24.95	21.73	226	182
T ₈	247	187	25.32	22.51	228	183
T ₉	250	191	25.85	22.97	230	185
T ₁₀	252	193	26.22	23.53	233	186
T ₁₁	255	195	26.97	24.02	236	188
T ₁₂	260	210	27.12	24.32	240	189
T ₁₃	266	216	28.28	24.63	246	191
T ₁₄	270	227	28.83	25.61	250	192
T ₁₅	275	243	29.08	25.93	253	193
T ₁₆	278	248	29.66	26.23	256	194
T ₁₇	286	256	30.77	26.71	259	195
T ₁₈	292	277	31.18	27.74	264	196
F-Test	S	S	S	S	S	S
S.Em. (±)	5.43	5.04	0.62	0.44	4.44	2.80
C.D. at 5%	16.29	15.11	1.84	1.32	13.32	8.40

Commented [ss73]: and
 Commented [ss74]: content
 Commented [ss75]: spacing

Commented [ss76]: Align values at center



Commented [ss77]: Use capital P for potassium

Fig-4.Effect of NPK, Rhizobium Conjugated with FYM on Physico-Chemical properties of Soil for Cluster Bean (*Cyamopsis tetragonoloba* L.) Cv. Radha SPL on Nitrogen , Phosphorous ,Potassium of soil after crop harvest.

Commented [ss78]: and

Commented [ss79]: content

Commented [ss80]: spacing

UNDER PEER REVIEW

CONCLUSION:

The experiment concluded that the treatment combination T₁₈ showed the best results on soil physico-chemical properties for cluster bean (*Cyamopsis tetragonoloba* L.) in comparison to other treatment combinations. The results showed that the treatment combination T₁₈ improved the soil by decreasing bulk density and increasing water holding capacity, % pore space, % organic carbon, available Nitrogen, Phosphorus and Potassium content. Therefore, it is suggested that T₁₈ was most suitable to improve soil health and obtain higher yield of cluster bean.

REFERENCES:

- Abdel-Aziz, H. M., Hasaneen, M. N. and Omer, A. M. (2016)** Nano chitosan-NPK fertilizer enhances the growth and productivity of wheat plants grown in sandy soil. Spanish Journal of Agricultural Research, 14(1), 902.
- Agarkar, D.V., Ingle, S.R.T. and Khambalkar, H. (2012)** Characterization of some cotton growing soils of Wardha district of Vidharbha region (M.S., India). Journal of Soils and Crops, 22(1), 159-167. Anonymous (2018). Indian institute of maize research
- Awad, N., Gagnon, M. and Messier, C (2004)** The relationship between impaired glucose tolerance, type2 diabetes, and cognitive function. Journal of clinical and experimental neuropsychology, 26(8), 1044-1080.
- Azadi, E., Rafiee, M. and Hadis, N. (2013)** the effect of different nitrogen levels on seed yield and morphological characteristic of mung bean in the climate condition of Khorramabad. Annals of Biological Research, 4(2):51-55
- Babaji, Bashir A., Yahaya, Mahadi, M.A., Jaliya, M.M., Ajeigbe, H.A., Sharifai, A.I., Kura, H.N., Arunah, O.L. and Ibrahim, A. (2011)** Response of cowpea [*Vigna unguiculata* L] to residual effect of different application rates of sheep manure on chilli pepper (*Capsicum annum*). Journal of Food, Agriculture & Environment, 8 (2): 339 – 343.
- Bhattacharya, C. B., Sen, S. and Koscho, D. (2008).** Using corporate social responsibility to win the war for talent. MIT Sloan management review, 49(2).

- Black, C.A. (1965).** Methods of soil analysis 2, Am. Sock, Agron.madison, Wisconsin, U.S.A.
- Bouyoucos, G. J. (1927).** The hydrometer as a new method for the mechanical analysis of soils. *Soil Sci.*,2(3): 3
- Brown, S. and Cotton, M. (2011).** Changes in soil properties and carbon content following compost application. *Compost Science and Utilization.* 19 (1): 88-97.
- Butt, M. S., Shahzadi, N., Kamran, M., Sharif and Nasir, M. (2007)** Guar Gum: A Miracle Therapy for Hypercholesterolemia, Hyperglycemia and Obesity, *Critical reviews in food science and nutrition*, 47(4): 389-396.
- Chavan, B. L., Vedpathak, M. M. and Pirgonde, B. R. (2015)** Effects of organic and chemical fertilizers on cluster bean (*Cyamopsis tetragonolobus*). *European Journal of Experimental Biology*, 5(1), 34-38.
- Doran, J. W., & Zeiss, M. R. (2000).** Soil health and sustainability: Managing the soil as a system. In R. J. Haynes (Ed.), *Soil science: Methods and applications* (pp. 58-75).
- El-Morsy, S. and Ali, F. (2012).** Effects of Organic Amendments on Soil Properties and Plant Growth: A Focus on Farmyard Manure. *Journal of Soil Science*; 42(4): 271-280.
- Giller, K. E., Andresen, L. and Arnaud, E. (2004).** The Role of Fertilizers in Soil Health and Crop Productivity. *Field Crops Research*; 84(1): 57-72.
- Havlin, J. L., Tisdale, S. L., Nelson, W. L., & Beaton, J. D. (2017).** *Soil fertility and fertilizers: An introduction to nutrient management* (8th ed.). Pearson.
- Jackson ML.** Soil chemical analysis. Prentice-Hall Inc., Englewood Cliffs, NJ, 1958:498.
- Kumar, SD., Hasan Amreen, Thomas Tarence, David Arun Alfred, Choudhary Anil and SharmaAmrita (2022)** Implication of integrated nutrient management on soil properties of cluster bean. *The Pharma Innovation Journal*; 11(6): 151-154.
- Kumar, V. and Singh, M. (2014).** Impact of Guar (Cluster Bean) Cultivation on Soil Organic Carbon and Structure. *Soil & Tillage Research*; 144: 204-213.
- Muthuaval P, Udayasoorian C, Natesan R, Ramaswami PR.** Introduction to soil analysis. Tamil Nadu Agricultural University, Coimbatore; 1992.

- Oldroyd, G. E. D. and Dixon, R. (2014).** Biology of Plant–Microbe Interactions: The Role of Rhizobium in Nitrogen Fixation. *Current Opinion in Plant Biology*; 20: 37-43.
- Olsen SR, Cole CV,** Estimation of available phosphorus in soils by extraction with sodium bicarbonate. USDA Circular 939. US Government Printing Office, Washington DC; 1954.
- Rao, M. R. and Nair, V. D. (2011).** Impact of Cluster Bean on Soil Erosion Control and Water Retention. *Soil & Tillage Research*; 115(1): 56-63.
- Reddy, K. R. and DeLaune, R. D. (2008).** Soil and Water Quality Management in Agroecosystems: Effects of Fertilizer Use. *Advances in Agronomy*; 100(1):121-161.
- Selim Mostafa Mohamed (2021)** Introduction to the Integrated Nutrient Management Strategies, and Contribution on Yield and Soil Properties. *Journal of Plant Sciences*. 9 (4). 139- 150.
- Sharma, S. and Singh, K. P. (2011).** Farmyard Manure and Its Role in Soil Health Management. *Journal of Sustainable Agriculture*; 35(4): 448-462.
- Sharma, S.K. and Jain, N.K. (2012)** Effect of balanced fertilization on productivity and soil fertility status of clusterbean. *Legume Research*, 35 (1): 32-35.
- Singh, B. K. and Kumar, S. (2015).** Effects of Organic Amendments and Rhizobium Inoculation on Soil Properties and Crop Performance. *Journal of Agricultural Science and Technology*; 17(4): 1157-1170.
- Snyder, C. S., & Bruulsema, T. W. (2007).** Nutrient management for vegetable crops in the Midwest (2nd ed.). *Midwest Vegetable Production Guide for Commercial Growers*.
- Subbiah BV, Asija GL.** A rapid procedure for the estimation of available nitrogen in soils. *Current Science*. 1956;25:259-260.
- Takas e, M., Sam-Amoah, Owusu, L. K., Sekyere, J. D. (2011)** the effects of four sources of irrigation water on soil chemical and physical properties. *Asian Journal of Plant Sciences* 10: 1, pp 92-96.18.
- Tiwari Abhishek, Tiwari Ankit, Singh N.B. and Kumar Arvind (2017).** Effect of Integrated nutrient management (INM) on soil properties, yield and economics of rice (*Oryza sativa* L.). *Res. Environ. Life Sci*; 10(7) 640-644.
- Toth SJ, Prince AL.** Estimation of cation exchange capacity and exchangeable calcium, potassium, and sodium contents of soils by flame photometer techniques. *Soil Sci*. 1949;67:439-445.

Walkley A, Black IA. An examination of degtjareff method for determining soil organic matter, and proposed modification of the chromic acid titration method. *Soil Science*. 1934;37:29

Wilcox RR. STDs: Definition. *A Textbook of STDs*, 1950;11.

Yadav Manish Kumar, Thomas Tarence and Rao P. Smriti (2019). Response of NPK and Rhizobium on Soil Properties, Growth and Yield of Cluster Bean (*Cymopsis tetragonoloba* L.) Var-Laxmi-50. *International Journal of Current Microbiology and Applied Sciences*; **8**(5):1752-1758.

Yadav, B.K. and Tarafdar, J.C. (2011). *Penicillium purpurogenum*, unique P mobilizers in aridagro-ecosystems. *Arid Land Research and Management*. **25**: 87-99.

Zhang W., Weindorf D.C., Zhu Y., Haggard B.J., Bakr N. (2012) Soil series and land use impactson major soil properties: a quantitative comparison. *Soil Research* **50**: 390–396.

Zulfiqar, F., Navarro, M., Ashraf, M., Akram, N. A. and Munné-Bosch, S. (2019) Nano fertilizeruse for sustainable agriculture: Advantages and limitations. *Plant Science*, 289, 110270.

UNDER PEER REVIEW