

Determining the effect of Integrated Nutrient Management on Growth and Yield of Barley (*Hordeum vulgare* L.)

Abstract

A field experiment was conducted at experimental farm, Department of Agronomy, Faculty of Agriculture and Veterinary Sciences, Mewar University Gangrar, Chittorgarh (Rajasthan) during Rabi season of 2022-23 to effect of integrated nutrient management on growth and yield characters of barley variety “Rd-2036” was used in this study. The required quantities of fertilizers as per treatments were applied. The experiment was laid out in randomized block design with three replications consisting of nine treatments combinations. The increased yield parameter such as number of per siliqua, seed yield, stover yield harvest index was recorded with T₉ (Azotobacter + PSB + 30 kg ha⁻¹ N through inorganic Fertilizer + 30 kg ha⁻¹ N through poultry manure). The data revealed that the maximum plant height (97.05 ccm), total numbers of tillers (70.25) and yield attributes spike length (7.68 cm), number of grains/spike (44.96), grain yield (42.58 q/ha), straw yield (60.15 q/ha), biological yield (102.73 q/ha) and net return (53406.30 Rs/ha) was recorded with treatment T₅-75% RDF + PSB + Azotobacter.

Key words: - INM; Barley; Azotobacter; Yield

1. Introduction

Barley (*Hordeum vulgare* L.) is the world’s fourth most important cereal crop after wheat, rice and maize and the most dependable crop in alkali soils and areas where frost or drought occurs. The major barley producing countries are China, Russia, Germany, USA, Canada, India, Turkey and Australia. The major use of barley grain is in brewing industries for manufacturing malt which is used to make beer, industrial alcohol, whisky, malt syrups, brandy, malted milk, vinegar and yeast. In India, barley is mainly grown in the northern plains and concentrates in the states of Rajasthan, Haryana, Punjab and western UP.

Nitrogen is universally deficient plant nutrient in most of the Indian soils. Nitrogen is an essential constituent of many compounds such as nucleotides, phospholipids, enzymes,

hormones and vitamin etc. It governs to a considerable degree to the utilization of carbohydrates, potassium and other elements. Nitrogen being an essential constituent of protein nucleic acid and chlorophyll plays a major role in photosynthesis and chlorophyll synthesis (Kanwar, 1976). Phosphorus is another important nutrient next to nitrogen. At present 49.3% of the Indian soils are under low category, 48.8% under medium and 1.9% under high category of P (Pattanayak *et al.*, 2009).

Over use of chemical fertilizers harms the biological power of soil, which must be prevented as all nutrient transformation are negotiated by soil micro flora. Organic matter is the source of energy to the soil micro flora and organic carbon content and it is considered to be index of the soil health. Organic materials are intrinsic and essential component of all soils and make the soil a living dynamic system. Organic matter serves as a reservoir of nutrients that are essential for plant growth (Kumar *et al.* 2017).

Bio-fertilizers can play an important role in meeting the nutrient requirement of crops through biological nitrogen fixation (BNF), solubilization of insoluble forms of nutrients, stimulation of plant growth and decomposition of plant residues. Azotobacter is a free-living bacterium in non-legume crop and secretes some growth promoting substances. Azotobacter is reported to have beneficial effects on almost all the cereals crops Tetarwal *et al.* (2021).

The vermicomposting is a rich source of macro and micronutrients, vitamins, enzymes, antibiotics and growth hormones. Apart from the balanced supply of nutrient it improves the fertilizer and water use efficiency even better than FYM (Dayal and Agarwal, 1998).

2. Materials and Methods

A field experiment was conducted during Rabi season of 2022-23 at experimental farm, Department of Agronomy, Faculty of Agriculture and Veterinary Sciences, Mewar University Gangrar, Chittorgarh (Rajasthan). Soil of the experimental field was sandy loam intexture, saline in reaction with a pH value of 7.6, poor in organic carbon (0.16%), deficient in available zinc (0.48 ppm) and iron (1.2 ppm) low in available nitrogen (176 kg/ha) and phosphorus (20.2 kg/ha) but medium in available potassium (320 kg/ha). The experiment was laid out in randomized block design with three replications consisting of nine treatments *viz*;
Control, 100% RDF, 75% RDF + Azotobacter, 75% RDF + PSB, 75% RDF + PSB + Azotobacter, 50% RDF + 2t FYM + Azotobacter, 50% RDF + 2t FYM + PSB, 50% RDF + 2t FYM + Azotobacter + PSB and 50% RDF + 1 t Vermicompost. The required quantities of fertilizers as per treatments were applied. The doses of NPK were applied in the form of urea, diammonium phosphate, murate of potash respectively.

3. Results and Discussion

3.1 Growth attributes

3.1 Yield attributes and yield

Data revealed at 30, 60, 90 DAS and at harvest that the effect of integrated nutrient management significantly influenced the plant height (Table 1.0 and figure 1.0). The maximum plant height (29.56, 72.22, 93.15 and 97.05 cm) was recorded with the treatment T₅-75% RDF + PSB + Azotobacter. The minimum plant height was recorded T₁-Control treatment (21.14, 52.50, 74.85 and 78.36 cm), respectively. This result also supported by Chauhan *et al.* (2014) and Singh *et al.* (2013).

Data revealed at 30, 60, 90 DAS and at harvest that the effect of integrated nutrient management significantly influenced the number of total tillers (Table 1.0 and figure 2.0). The maximum total number of tillers (68.12, 78.96, 92.45 and 90.per m row length) was recorded with the treatment T₅-75% RDF + PSB + Azotobacter. The minimum total number of tillers was recorded T₁-Control treatment (52.45, 60.14, 68.14 and 66.36 per m row length), respectively. Similar findings also reported by Laghari *et al.* (2010) and Dhaka *et al.* (2012).

Data revealed that the effect of integrated nutrient management significantly influenced the spike length (Table 2.0). The maximum spike length (7.68 cm) was recorded with the treatment T₅-75% RDF + PSB + Azotobacter. The minimum spike length (Table 2.0) was recorded T₁-Control treatment (6.92 cm). Data revealed that the effect of integrated nutrient management significantly influenced the number of grains/spike (Table 2.0). The maximum number of grains/spike (44.96) was recorded with the treatment T₅-75% RDF + PSB + Azotobacter. The minimum number of grains/spike was recorded T₁-Control treatment (30.25). This findings also confirmed by Roy and Singh (2016) and Mubarak and Singh (2017).

Data showed integrated nutrient management had a considerable impact on grain output (Table 2.0 and figure 3.0). The treatment T₅-75% RDF + PSB + Azotobacter produced the highest grain yield (42.58 q/ha), The minimum grain yield was recorded T₁-Control treatment (25.14 q/ha). The treatment T₅-75% RDF + PSB + Azotobacter produced the highest straw yield (60.15 q/ha). The minimum straw yield was recorded T₁-Control treatment (48.78 q/ha). The treatment T₅-75% RDF + PSB + Azotobacter produced the highest biological yield (102.73 q/ha). The minimum biological yield was recorded T₁-Control treatment (73.92 q/ha). Similar result also reported by Bhakher *et al.* (2010) and Tiwari *et al.* (2014).

3.2 Economics variability

Cost of cultivation fixed cost (for all treatments) is included in this chapter. Cultivation expenses for every therapy. For any treatment combination, the total cost of cultivation consists of the gross return and grain and straw yield ($q \text{ ha}^{-1}$). Following post-harvest observation, the economic viability of each treatment was calculated to determine the cost of cultivation, gross profit, return, net profit, and benefit cost ratio for the barley crop. The benefit cost ratio and treatment economics statistics have been calculated and are shown in table 3.0, correspondingly.

Notes pertaining to economics are provided in Table 3.0. When compared to other treatment combinations, treatment T₅-75% RDF + PSB + Azotobacter had the highest gross return (85906.30 Rs/ha), net return (50908.75 Rs/ha), and benefit-cost ratio (1.59). The economic analysis demonstrates barley cultivation's great promise. Similar result also confirmed by Malik (2017) and Kumar *et al.* (2021).

Conclusion

On the one-year experimentation the application of T₅-75% RDF + PSB + Azotobacter found to be most suitable to get maximum crop yield. However, the application of 75% recommended dose of fertilizer also found to be most suitable dose for good crop yield and economically superior.

Table.1.0 Effect of integrated nutrient management on growth attributes of barley at different growth stages

Treatments	Plant height (cm)				Total number of tillers (m/row)			
	30 DAS	60 DAS	90 DAS	At harvest	30 DAS	60 DAS	90 DAS	At harvest
T ₁ -Control	21.14	52.50	74.85	78.36	52.42	60.14	68.14	66.36
T ₂ -100% RDF	28.68	70.44	90.45	95.44	64.25	74.14	88.63	85.36
T ₃ -75% RDF + Azotobacter	26.78	69.47	88.45	92.77	60.12	71.25	82.85	81.36
T ₄ -75% RDF + PSB	26.44	67.85	87.89	90.65	58.36	70.96	82.36	79.36
T ₅ -75% RDF + PSB + Azotobacter	29.56	72.22	93.15	97.05	68.12	78.96	92.45	90.12
T ₆ -50% RDF + 2t FYM + Azotobacter	25.14	65.11	85.44	88.25	56.74	68.96	80.14	77.14
T ₇ -50% RDF + 2t FYM + PSB	24.66	62.96	83.47	86.36	55.66	66.35	78.35	75.36
T ₈ -50% RDF + 2t FYM + Azotobacter + PSB	28.12	69.35	89.69	93.47	62.14	73.14	86.47	84.36
T ₉ -50% RDF + 1t Vermicompost	23.25	62.52	83.02	85.45	54.33	65.96	77.85	74.15
SEm ±	0.40	0.75	1.14	1.22	2.02	2.13	3.08	2.70
CD at 5 %	1.19	2.26	3.39	3.65	6.06	6.32	9.36	8.10
CV%	7.45	7.98	9.85	9.15	7.88	93.75	10.45	9.33

Table.2.0 Effect of integrated nutrient management on yield attributes and yield of barley

Treatments	Number of effective tillers	Spike length (cm)	Number of grains/spike	Grain yield (q/ha)	Straw yield (q/ha)	Biological yield (q/ha)
T ₁ -Control	56.36	5.75	30.25	25.14	48.78	73.92
T ₂ -100% RDF	68.66	7.02	42.36	40.05	58.36	98.41
T ₃ -75% RDF + Azotobacter	64.25	6.85	37.66	37.36	53.69	91.05
T ₄ -75% RDF + PSB	63.36	6.8	35.36	35.47	52.12	87.59
T ₅ -75% RDF + PSB + Azotobacter	70.25	7.68	44.96	42.58	60.15	102.73
T ₆ -50% RDF + 2t FYM + Azotobacter	62.12	6.62	34.96	33.69	51.78	85.47
T ₇ -50% RDF + 2t FYM + PSB	60.02	6.55	33.85	30.14	50.36	80.5
T ₈ -50% RDF + 2t FYM + Azotobacter + PSB	66.15	6.92	40.36	39.36	54.36	93.72
T ₉ -50% RDF + 1t Vermicompost	59.30	6.52	32.22	28.36	49.66	78.02
SEm ±	1.36	0.22	1.20	2.34	1.29	3.72
CD at 5 %	3.95	0.68	3.61	6.98	3.86	11.12

Table 3.0 Effect of integrated nutrient management on economics

Treatments	Cost of cultivation (Rs/ha)	Gross return (Rs/ha)	Net return (Rs/ha)	B:C ratio
T ₁ -Control	16800	48186.25	31386.25	1.53
T ₂ -100% RDF	30250	81158.75	50908.75	1.59
T ₃ -75% RDF + Azotobacter	27859	75557.60	47698.60	1.58
T ₄ -75% RDF + PSB	25850	71964.45	46114.45	1.56
T ₅ -75% RDF + PSB + Azotobacter	32500	85906.30	53406.30	1.60
T ₆ -50% RDF + 2t FYM + Azotobacter	24600	68808.15	44208.15	1.55
T ₇ -50% RDF + 2t FYM + PSB	22100	62364.90	40264.90	1.54
T ₈ -50% RDF + 2t FYM + Azotobacter + PSB	29000	79161.60	50161.60	1.57
T ₉ -50% RDF + 1 t Vermicompost	21950	61580.00	39630.00	1.55

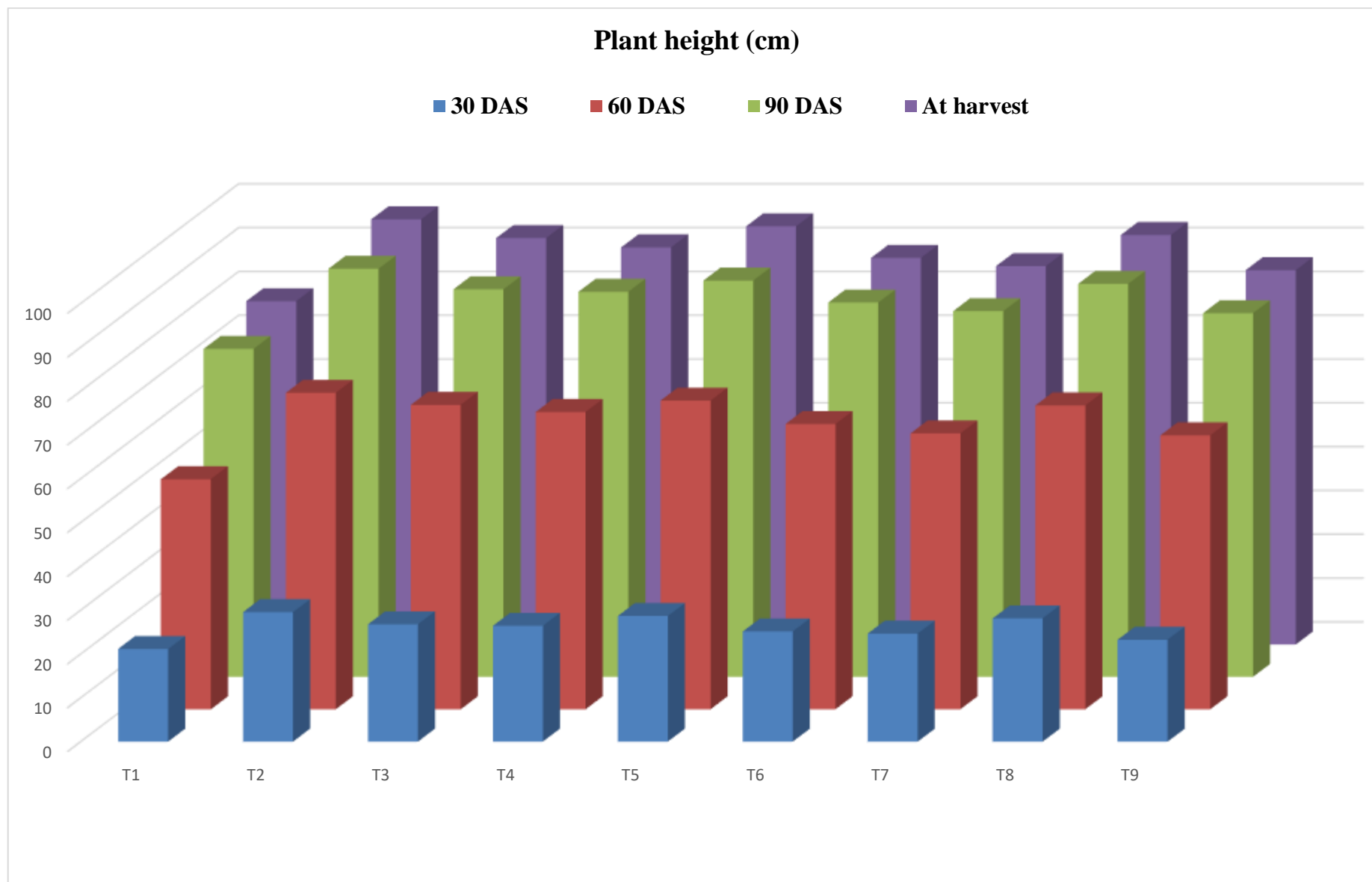


Fig. 1.0 Effect of integrated nutrient management on plant height of barley

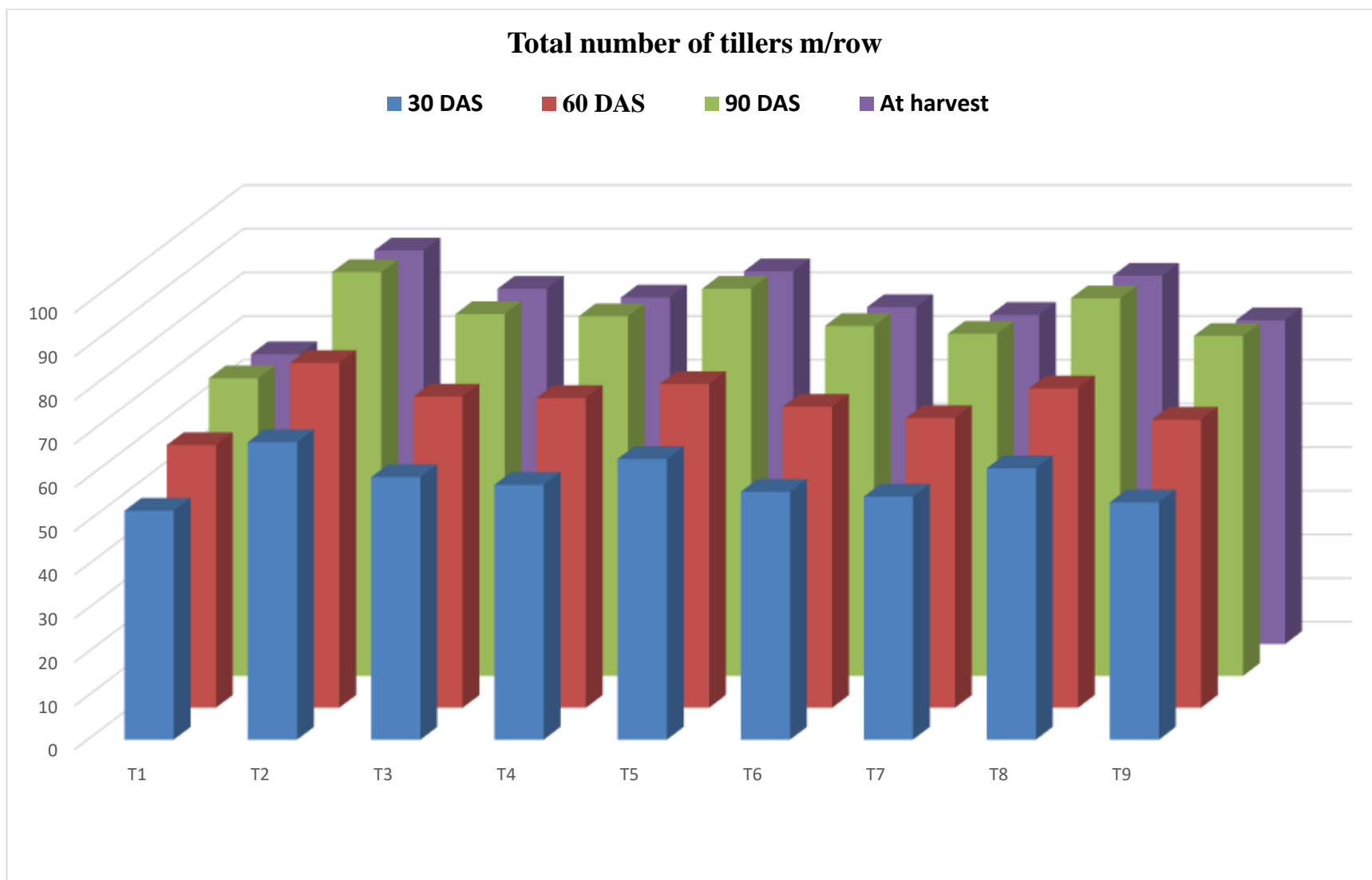


Fig. 2.0 Effect of integrated nutrient management on total number of tillers of barley

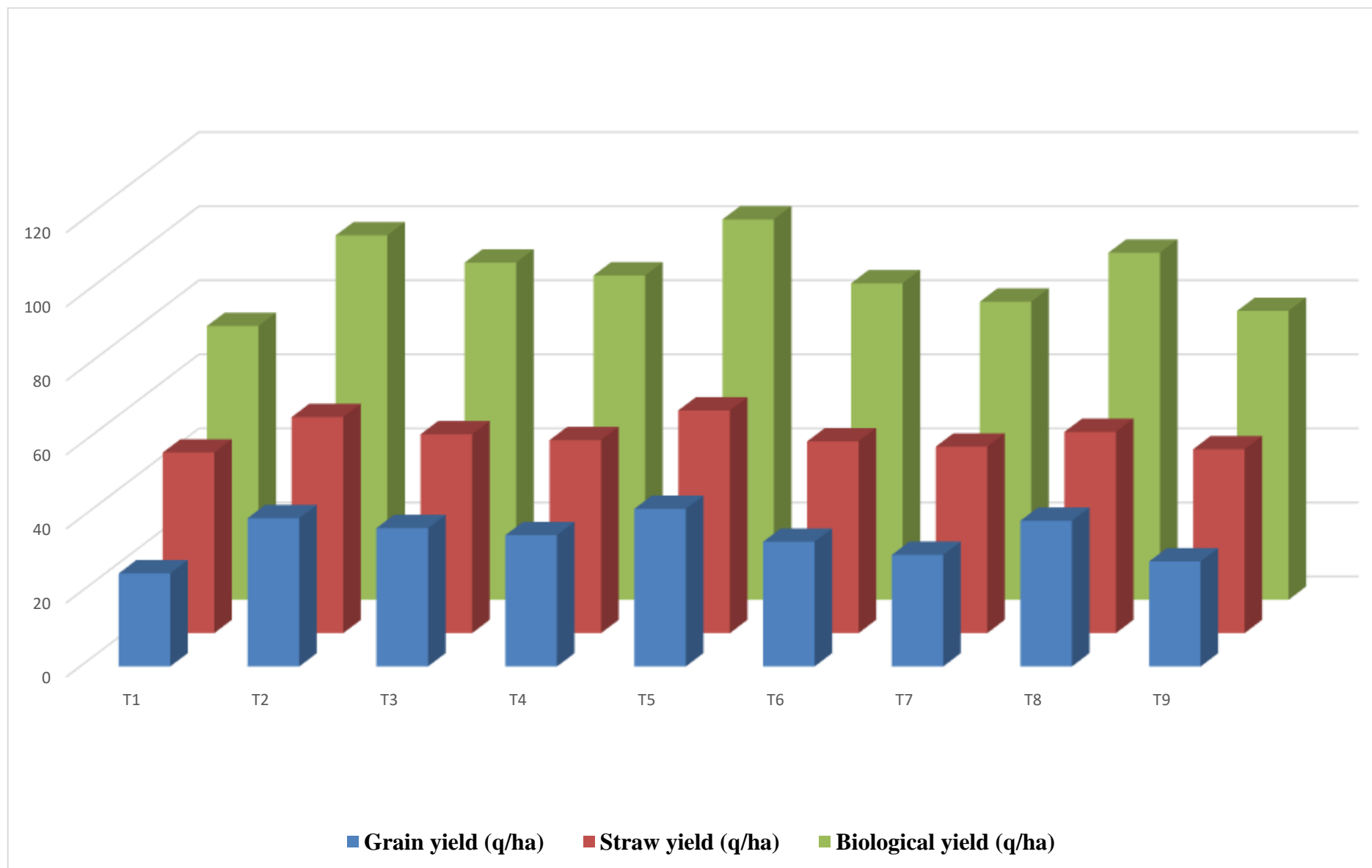


Fig. 3.0 Effect of integrated nutrient management on yield of barley

References

- Bhakher, J.R., Sharma, O.P. and Jat, B.C. 1997. Effect of nitrogen and farm yard manure on yield and yield attributes of barley (*Hordeum vulgare* L.) in a loamy sand soil. *Annals of Agricultural Research*, 18: 244-245.
- Chauhan, S.K., Singh, S.K. and Goyal, V. 2014. Effect of nitrogen, phosphorus and zinc on yield, quality and nutrient uptake of wheat. *Annals of Agricultural Research New Series*, **35**(1): 21-25.
- Dayal, D. and Agarwal, S.K. 1998. Response of sunflower (*Helianthus annuus*) to organic manure and fertilizers. *Indian Journal of Agronomy*, **43**: 469-473.
- Dhaka, B.R., Chawla, N., and Pathan, A.R.K. 2012. Effect of integrated nutrient management on performance of wheat (*Triticum aestivum* L.). *Annals of Agricultural Research New Series*, **33**(4): 214-219
- Kanwar, 1976. Soil fertility: Theory and Practices. Indian Council Agricultural Research. New Delhi.
- Kumar, M., Pannu, R.K., Singh, B., and Dhaka, A.K. (2017). Response of irrigation frequency and nitrogen levels on relative water content, canopy temperature, water potential & chlorophyll content of late sown wheat. *International Journal of Pure & Applied Bioscience*, **5** (2), 173- 179.
- Laghari, G.M., Oad, F.C., Tunio, S.D., Gandhi, A.W., Siddiqui, M.H., Jagirani, A.W. and Oad, S.M. (2010). Growth and nutrient uptake of various wheat cultivars under different fertilizer regimes. *Sarhad Journal of agriculture*, **26** (4): 489-497.
- Mubarak, T. and Singh, K.N. 2011. Nutrient management and productivity of wheat (*Triticum aestivum*)-based cropping systems in Temperate zone. *Indian Journal of Agronomy*, **56**(3): 176-181.
- Pattanayak, S.K., Suresh Kumar, P. and Tarafdar, J.C. 2009. New vista in phosphorus research. *Journal of the Indian Society of Soil Science*, **57** (4): 536-545
- Roy, D.K. and Singh, B.P. 2006. Effect of level and time of nitrogen application with and without vermicompost on yield, yield attributes and quality of malt barley (*Hordeum vulgare*). *Indian Journal of Agronomy*, 51: 40-42.
- Singh, J., Mahal, S.S. and Singh, A. (2013). Productivity and quality of malt barley (*Hordeum vulgare*) as affected by sowing date, rate and stage of nitrogen application. *Indian Journal of Agronomy*, **58**: 72-80.
- Tetarwal, J.P., Ram, B. and Meena, D.S. 2011. Effect of integrated nutrient management an

productively, profitability, nutrient uptake and soil fertility in rainfed maize (*Zea mays*).
Indian Journal of Agronomy, **56**(4): 373-376.

Tiwari, V.N., Singh, H. and Upadhyay, R.M. 2014. Effect of biocides, organic manure and blue green algae on yield and yield attributing characteristics of rice and soil productivity under sodic soil conditions. *Journal of the Indian Society of Soil Science*, **49**(2): 332-336