

Original Research Article

Enhancing Safety and Compliance in Syringe Manufacturing: A Study of Risk Management Strategies Based on ISO 14971

Abstract:

Ensuring the safety and compliance of syringes is crucial in the medical device industry to mitigate risks and uphold quality standards. This research paper examines effective risk management strategies for syringe manufacturers, grounded in the principles outlined in ISO 14971. The ISO 14971 standard provides a systematic framework for identifying, evaluating, and controlling risks throughout the product lifecycle. By integrating these strategies into manufacturing processes, syringe manufacturers can enhance product safety, achieve regulatory compliance, and improve overall quality. This study synthesizes current practices and case studies to illustrate the practical application of ISO 14971 in enhancing safety and compliance within the syringe manufacturing industry.

Keywords: Syringe manufacturing, Risk management, Safety, Compliance

I. Introduction

In the realm of medical devices, syringes stand as indispensable tools, pivotal in administering medications, vaccines, and therapeutic agents. The reliability, safety, and compliance of these devices are paramount to ensure the well-being of patients and the efficacy of healthcare delivery systems worldwide. As such, the manufacturing processes of syringes must adhere rigorously to stringent standards to mitigate potential risks and ensure regulatory compliance.

ISO 14971 emerges as a cornerstone in this endeavor, providing a structured framework for managing risks associated with medical devices throughout their entire lifecycle. This international standard is recognized globally and serves as a guiding principle for manufacturers in identifying, evaluating, and controlling risks inherent in their products. By systematically assessing risks from design to disposal, ISO 14971 not only enhances product safety but also aids in achieving regulatory approvals and maintaining market competitiveness[1].

This paper aims to delve into the critical intersection of safety, compliance, and risk management in syringe manufacturing, with a specific focus on the principles outlined in ISO 14971. Through a comprehensive review of literature, case studies, and practical applications, this study seeks to elucidate effective strategies that syringe manufacturers can adopt to enhance safety, ensure compliance with regulatory requirements, and ultimately improve patient outcomes. By exploring these themes, this research aims to provide valuable insights into the implementation and benefits of ISO 14971 in the context of syringe manufacturing, thereby contributing to the ongoing

discourse on quality assurance and risk management in the medical device industry. Risk Management Process is demonstrated in the below given Figure.1.

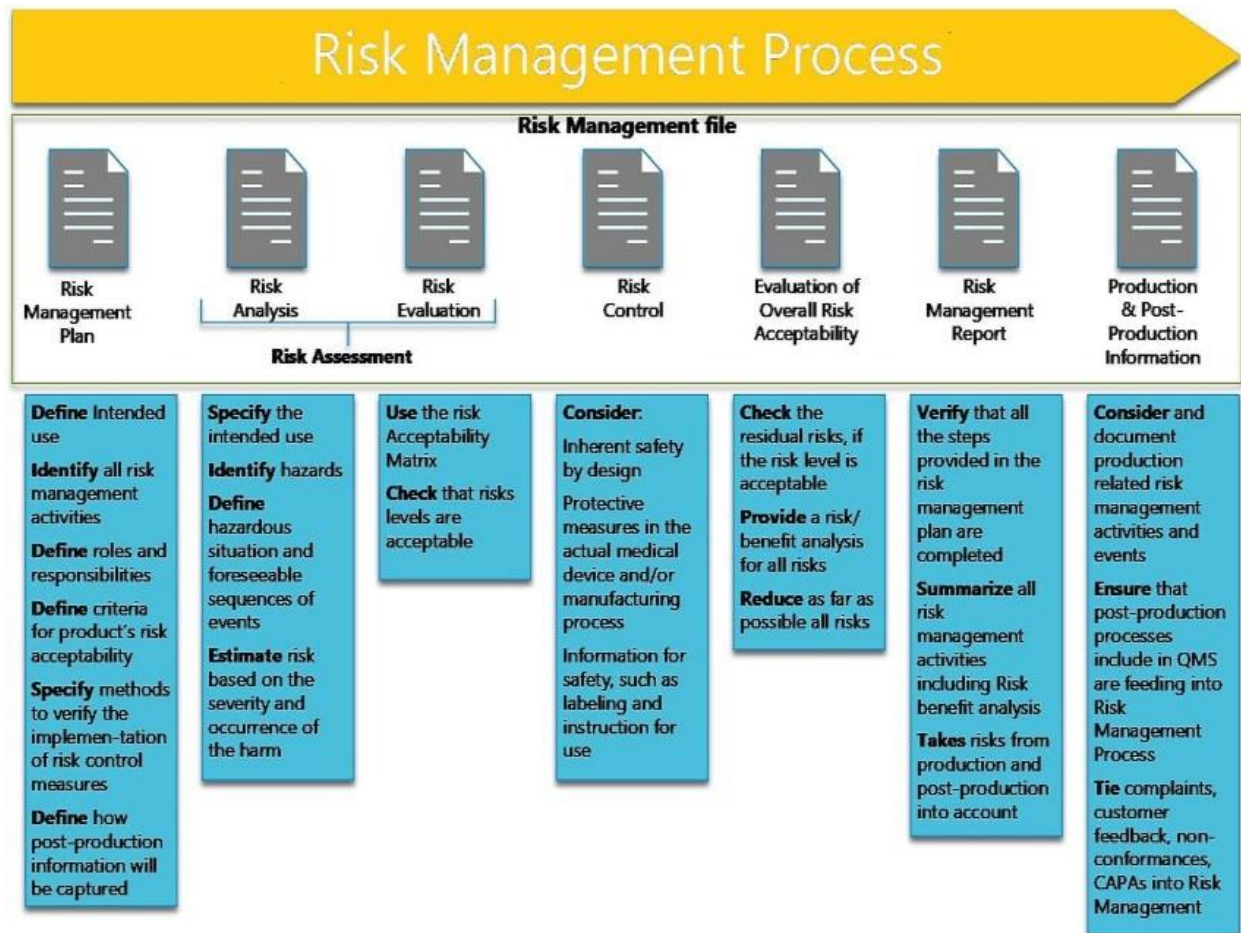


Figure 1. Risk Management Process

II. Risk Management in Medical Device Manufacturing:

- ISO 14971 Overview:** ISO 14971 provides a systematic approach to identifying, assessing, and mitigating risks associated with medical devices. Its application spans across all stages of the device lifecycle, from initial conception and design to manufacturing, distribution, and disposal[10].
- Integration of Risk Management Practices:** Effective risk management practices involve hazard identification, risk assessment, risk control measures, and monitoring. These practices are essential for ensuring product safety, regulatory compliance, and overall quality management.

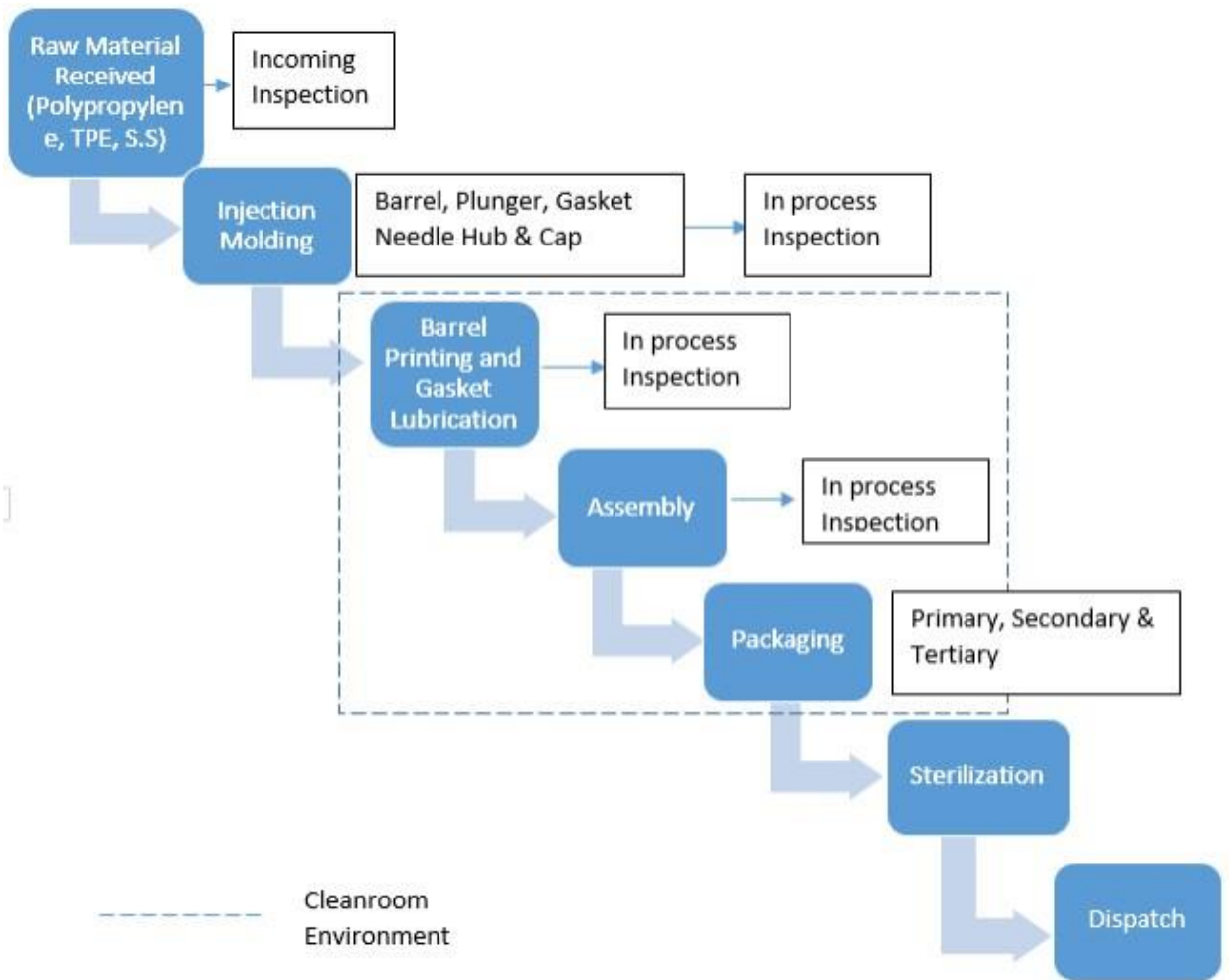


Figure 2. Process flow diagram for Syringe Manufacturing.

Risk management in medical device manufacturing is critical to ensure the safety, efficacy, and compliance of devices throughout their lifecycle as mentioned in Figure 2 Process flow diagram for Syringe Manufacturing[6]. Here's how it is typically approached[3][4]:

➤ **Risk Assessment:**

- **Hazard Identification:** Identify potential hazards associated with the device, its materials, components, and manufacturing processes. This includes physical, chemical, biological, and usability hazards.
- **Risk Analysis:** Evaluate the identified hazards to assess the likelihood of occurrence and the severity of their potential consequences if they were to occur. Use tools such as FMEA (Failure Modes and Effects Analysis) or FMECA (Failure Modes, Effects, and Criticality Analysis) to systematically analyze risks.

- **Risk Evaluation:** Determine the level of risk posed by each identified hazard based on the results of the risk analysis. Prioritize risks based on their severity and likelihood to determine which require immediate attention.
- **Risk Control:**
 - **Risk Control Measures:** Implement measures to mitigate or eliminate identified risks. This may include design controls, process controls, quality assurance procedures, and validation activities. For example, using specific materials that are biocompatible, implementing sterilization processes, or ensuring proper assembly techniques.
 - **Verification and Validation:** Verify and validate the effectiveness of risk control measures through testing, analysis, and other verification activities to ensure they adequately mitigate identified risks.
 - **Document Control:** Maintain documentation of risk assessments, risk control measures implemented, and verification/validation activities to demonstrate compliance with regulatory requirements.
- **Risk Management throughout the Lifecycle:**
 - **Design and Development:** Incorporate risk management activities into the design and development process of the medical device to identify and mitigate risks early[11].
 - **Manufacturing:** Implement robust manufacturing processes and controls to ensure consistent quality and safety of the device during production.
 - **Distribution and Use:** Consider risks associated with packaging, labeling, transportation, storage, and use of the device by healthcare providers and patients.
- **Regulatory Compliance:**
 - Ensure compliance with relevant regulations and standards (e.g., ISO 13485, FDA QSR) that require manufacturers to establish and maintain a risk management system for medical devices.
 - Prepare documentation and evidence of risk management activities for regulatory submissions and audits.
- **Post-Market Surveillance:**
 - Monitor and evaluate feedback from users, complaints, adverse events, and other sources to identify potential new risks or changes in existing risks associated with the device[5].
 - Implement corrective and preventive actions (CAPAs) as needed to address identified risks and improve device safety and performance.
- **Continuous Improvement:**
 - Establish mechanisms for ongoing review and improvement of the risk management process based on feedback, data analysis, and lessons learned from post-market surveillance and quality management activities.

- Foster a culture of quality and safety within the organization to continuously enhance risk management practices and ensure the delivery of safe and effective medical devices to patients.

By integrating risk management into every phase of medical device manufacturing, from design through post-market surveillance, manufacturers can effectively identify, assess, control, and mitigate risks to ensure patient safety and regulatory compliance.

1. Syringe Manufacturing Processes:

➤ Risk Assessment in Raw Material

Risk assessment in raw materials for syringes involves evaluating potential hazards and their likelihood of occurrence throughout the supply chain. Here are key steps and considerations for conducting such an assessment:

1. **Identifying Raw Materials:** Determine the specific raw materials used in syringe production. This typically includes plastics (such as polypropylene or polycarbonate), rubber (for gaskets and seals), and metals (for needles or components).
2. **Hazard Identification:** Identify potential hazards associated with each raw material. Hazards could include chemical substances (e.g., toxic additives, residues from manufacturing processes), physical hazards (e.g., sharp edges, brittleness), and biological hazards (e.g., contamination from microbes).
3. **Risk Evaluation:** Evaluate the risks associated with each identified hazard. This involves assessing the likelihood of the hazard occurring and the severity of its potential impact. Consider factors such as exposure levels, frequency of use, and intended applications of the syringes.
4. **Regulatory Compliance:** Ensure compliance with relevant regulations and standards (e.g., ISO standards, FDA regulations). Different countries may have specific requirements for materials used in medical devices to ensure safety and efficacy.
5. **Supplier Assessment:** Assess the reliability and quality assurance measures of raw material suppliers. This includes reviewing supplier qualifications, certifications (e.g., ISO certifications), and auditing their manufacturing processes.
6. **Material Testing:** Conduct testing and analysis of raw materials to confirm their quality and safety. This may involve chemical analysis, mechanical testing (e.g., strength, durability), and biological testing to detect contaminants.
7. **Traceability and Documentation:** Establish systems for traceability of raw materials throughout the production process. Maintain comprehensive documentation of raw material specifications, test results, and supplier information for regulatory purposes and quality control.
8. **Risk Mitigation Strategies:** Develop strategies to mitigate identified risks. This could include implementing quality control measures during manufacturing, establishing contingency plans for supply chain disruptions, and conducting regular audits of suppliers.

9. **Monitoring and Review:** Implement ongoing monitoring and review processes to ensure that raw material risks are effectively managed over time. This includes updating risk assessments based on new information or changes in manufacturing processes.

By systematically assessing risks associated with raw materials used in syringe production, manufacturers can enhance product safety, comply with regulatory requirements, and maintain quality standards throughout the supply chain.

➤ **Risk Assessment in Injection Molding**

A predominant method for syringe production, injection molding involves precise molding of plastic materials into syringe components such as barrels and plungers. Quality control measures in injection molding are crucial to ensure dimensional accuracy, material integrity, and sterility[12][13]. Turtle diagram for Injection Molding Process Risks is demonstrated in Figure 3.

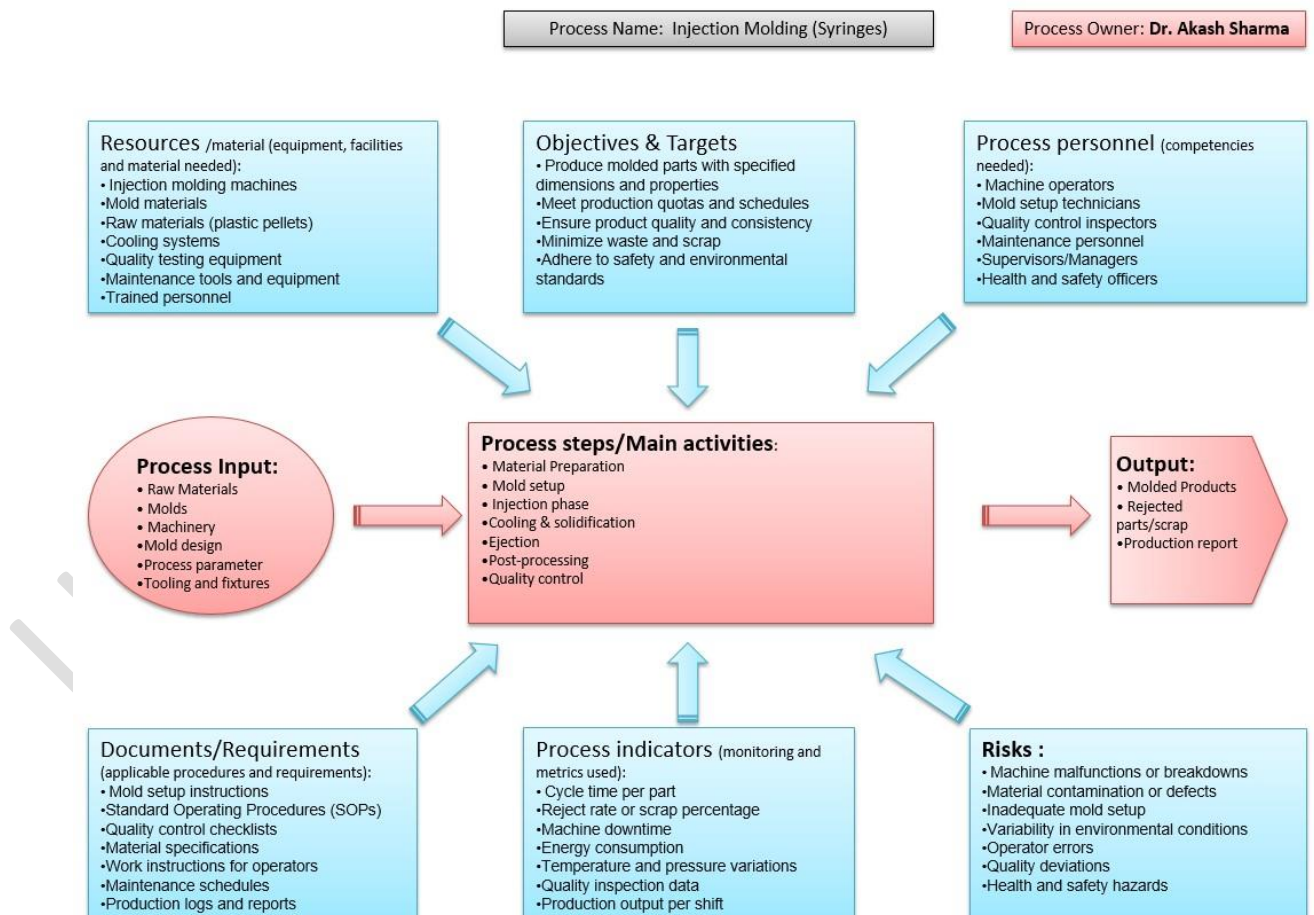


Figure 3. Turtle diagram for Injection Molding Process Risks.

- **Hazard Identification**
 - Potential hazards specific to injection molding of syringes (e.g., material contamination, mold design flaws)
 - Factors affecting product quality and safety (e.g., material selection, process parameters)
- **Risk Analysis**
 - Methods for assessing risks associated with injection molding (e.g., Failure Mode and Effects Analysis - FMEA)
 - Quantitative and qualitative approaches to evaluating risk severity, probability, and detectability

➤ **Risk Control Measures**
- **Process Control**
 - Implementing robust process controls to minimize variability (e.g., temperature, pressure, injection speed)
 - Monitoring and optimizing process parameters to ensure consistent product quality
- **Material Selection and Quality Assurance**
 - Selecting suitable materials for syringe components (e.g., barrel, plunger)
 - Establishing material specifications and conducting quality checks to mitigate material-related risks

➤ **Design Considerations for Injection Molded Syringes**
- **Design for Manufacturability (DFM)**
 - Design guidelines to optimize moldability and minimize risks during injection molding
 - Considering features such as wall thickness, draft angles, and part geometry
- **Tooling and Mold Design**
 - Importance of proper tooling design to prevent defects and ensure mold integrity
 - Incorporating features for ease of manufacturing and maintenance

➤ **Quality Control and Assurance**

• **Process Validation**

- Validation protocols for injection molding processes to demonstrate consistency and capability
- Conducting mold qualification and process validation studies

• **Inspection and Testing**

- Inspection techniques for verifying part quality and identifying defects (e.g., visual inspection, dimensional checks)
- Testing methods (e.g., leak testing, functional testing) to ensure syringe performance and reliability

➤ **Regulatory Compliance and Standards**

• **Adherence to Regulatory Requirements**

- Ensuring compliance with applicable regulatory standards (e.g., FDA regulations, ISO 13485)
- Documentation and traceability of risk management activities for regulatory audits

2. Assembly and Packaging: The assembly process involves the integration of syringe components, including needles, caps, and labels, while packaging ensures sterility and protection during transportation and storage.

➤ **Risk Assessment in Assembly and Packaging**

Risk assessment in the assembly and packaging of syringes is critical to ensure the safety, efficacy, and quality of medical devices. Here's how risk assessment can be applied specifically to the assembly and packaging process of syringes: Turtle diagram for Assembly and Packaging Process Risks is demonstrated in Figure 4 & Figure 5.

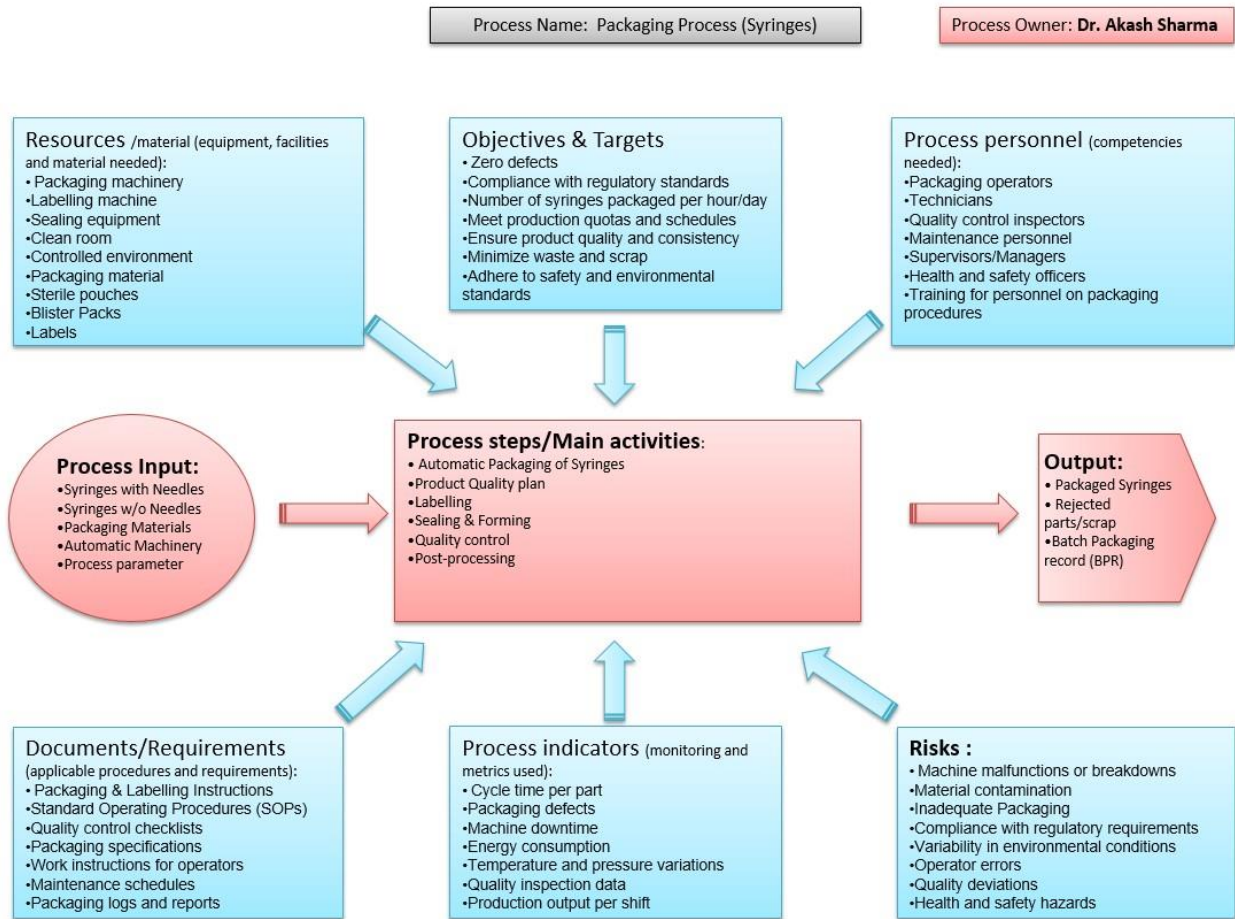


Figure 5. Turtle diagram for Packaging Process Risks.

- **Hazard Identification:**
 - **Physical Hazards:** Such as breakage or malfunction of syringe components during assembly.
 - **Chemical Hazards:** Including risks from materials used in syringe construction or from contaminants introduced during assembly or packaging.
 - **Biological Hazards:** Ensuring sterility throughout the process to prevent microbial contamination.
 - **Operational Hazards:** Risks related to human error during assembly or packaging.
- **Risk Analysis:**
 - Assess the likelihood of each identified hazard occurring during assembly and packaging.
 - Evaluate the severity of potential harm or impact on patients or users if a hazard materializes.

- Consider the detectability of hazards through quality control measures and inspection processes.
- **Risk Evaluation:**
 - Prioritize risks based on their severity and likelihood to determine which require immediate attention.
 - Determine acceptable risk levels for different hazards based on regulatory requirements and industry standards.
- **Risk Control Measures:**
 - Implement design controls to ensure syringe components fit together correctly and reliably during assembly.
 - Use materials that are compatible with the intended use and ensure they do not introduce harmful substances into the syringe or its contents.
 - Establish and validate processes for maintaining sterility throughout assembly and packaging.
 - Implement quality assurance checks, such as visual inspection, functional testing, and microbial testing, at critical points in the assembly and packaging process.
 - Provide training to personnel involved in assembly and packaging to reduce the risk of human error.
- **Documentation and Monitoring:**
 - Maintain comprehensive documentation of the risk assessment process, including hazard identification, risk analysis, risk evaluation, and risk control measures implemented.
 - Regularly monitor and review the effectiveness of risk control measures through audits, inspections, and feedback mechanisms.
 - Update risk assessments as needed in response to changes in materials, processes, regulations, or feedback from post-market surveillance[7].

2. Ethylene Oxide (EO) Sterilization Process:

- **Overview and Importance:** Ethylene oxide (EO) sterilization is a widely utilized method in the medical device industry due to its effectiveness in sterilizing heat-sensitive devices such as syringes. The process involves exposing syringes to EO gas under controlled conditions to eliminate microorganisms and ensure product sterility[18].
- **Risk Assessment in Assembly and Packaging**

Risk assessment in ethylene oxide (EO) sterilization processes is crucial due to the potential hazards associated with EO, including its flammability, toxicity, and environmental impact. Here's how risk assessment is typically conducted in EO sterilization processes: Turtle diagram for EO Sterilization Process Risks is demonstrated in Figure 6.

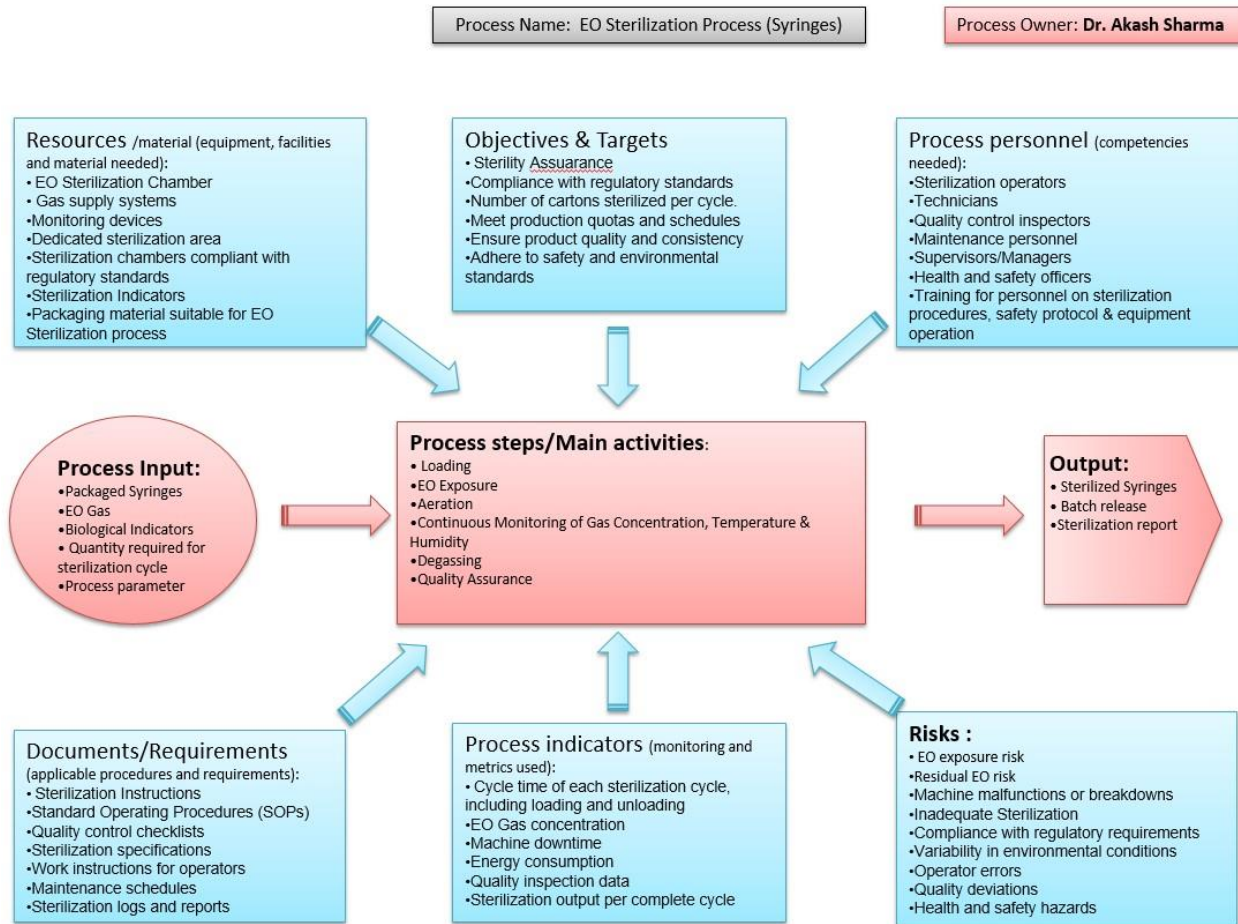


Figure 6. Turtle diagram for EO Sterilization Process Risks.

- **Hazard Identification:**
 - **EO Exposure:** Identify potential exposure routes (inhalation, dermal contact) for personnel handling EO.
 - **Flammability:** Recognize the risk of fire or explosion due to EO's flammable properties.
 - **Environmental Impact:** Consider EO emissions and their impact on the environment.
- **Risk Analysis:**
 - Assess the likelihood of EO exposure or release occurring during the sterilization process.
 - Evaluate the severity of potential consequences such as health effects (acute or chronic toxicity), fire/explosion, or environmental contamination.
 - Analyze factors contributing to EO emissions, such as process parameters, equipment design, and operational practices.

- **Risk Evaluation:**
 - Determine the significance of identified risks based on their severity and likelihood.
 - Establish acceptable risk levels for EO exposure, flammability, and environmental impact based on regulatory requirements (e.g., OSHA, EPA) and industry standards.
 - Prioritize risks for mitigation based on their potential impact on personnel safety, facility integrity, and environmental compliance.
- **Risk Control Measures:**
 - **Engineering Controls:** Implement engineering controls such as ventilation systems, gas detection alarms, and automated process controls to minimize EO exposure and emissions.
 - **Administrative Controls:** Develop standard operating procedures (SOPs) for EO handling, including training for personnel on safe practices and emergency response procedures.
 - **Personal Protective Equipment (PPE):** Provide appropriate PPE, including respirators, gloves, and protective clothing, to minimize exposure to EO.
 - **Process Optimization:** Optimize sterilization parameters (temperature, humidity, cycle time) to reduce EO usage and emissions while ensuring effective sterilization.
 - **Monitoring and Auditing:** Establish monitoring programs to regularly assess EO levels in air and wastewater, as well as conduct audits to verify compliance with safety and environmental standards.
- **Documentation and Training:**
 - Maintain comprehensive documentation of risk assessments, control measures implemented, monitoring results, and corrective actions taken.
 - Provide training to personnel involved in EO sterilization processes regarding the hazards of EO, safe handling practices, emergency procedures, and use of PPE.
- **Continuous Improvement:**
 - Continuously review and update risk assessments based on new information, technological advancements, regulatory changes, and feedback from incident investigations or audits.
 - Implement lessons learned from incidents or near-misses to improve safety and environmental performance in EO sterilization processes.
- **Safety and Regulatory Considerations:** EO sterilization requires adherence to stringent safety protocols and regulatory standards to mitigate potential risks associated with EO exposure, such as residual EO levels and product compatibility.

4. Compliance and Regulatory Requirements:

Compliance with regulatory requirements in risk management is essential for ensuring the safety, efficacy, and quality of medical devices. Here's how regulatory requirements influence risk management in the medical device industry[14][15]:

- **International Standards:**
 - **ISO 14971:** This standard specifies requirements for risk management processes throughout the lifecycle of medical devices. It outlines principles and methods for risk analysis, evaluation, control, and documentation.
 - **ISO 13485:** Quality management systems for medical devices require risk management to be integrated into all aspects of the quality management system.
 - **FDA QSR (Quality System Regulation):** The FDA requires manufacturers to establish and maintain a risk-based quality management system that includes risk analysis, control, and management processes.

- **Risk Management File:**
 - Manufacturers are required to maintain a Risk Management File (RMF) that documents all risk management activities. This file includes risk assessments, risk control measures implemented, verification and validation activities, and updates based on post-market surveillance.
- **Regulatory Submissions:**
 - Regulatory submissions, such as premarket notifications (510(k)), premarket approval applications (PMA), or CE Marking applications, require evidence of compliance with risk management standards and regulations[9].
 - Manufacturers must demonstrate that risks associated with the device have been identified, evaluated, and adequately controlled to ensure patient safety and device effectiveness.
- **Post-Market Surveillance:**
 - Regulatory authorities require manufacturers to implement post-market surveillance systems to monitor the performance of devices once they are on the market.
 - This includes monitoring complaints, adverse events, and other sources of feedback to identify any new risks or changes in existing risks associated with the device[7].
- **Labeling and Instructions for Use:**
 - Risk management information, including identified hazards, residual risks, and instructions for mitigating risks, must be communicated effectively through labeling and instructions for use provided with the device.
 - Clear information helps healthcare providers and users understand the risks associated with the device and how to use it safely and effectively.
- **Audits and Inspections:**
 - Regulatory authorities conduct audits and inspections to assess compliance with risk management requirements.
 - Manufacturers must be prepared to demonstrate adherence to risk management standards, provide documentation of risk assessments and controls, and show evidence of continuous improvement in risk management practices.

- **Global Harmonization:**
 - Many countries and regions have harmonized their regulatory requirements with international standards (e.g., MDR in Europe, CMDR in Canada) to streamline compliance for manufacturers operating in multiple markets.
 - Manufacturers must stay informed about regulatory updates and changes to ensure ongoing compliance with risk management requirements in all markets where their devices are sold[8].

III. Methodology

Step-by-Step FMEA Methodology for a Syringe:

1. **Define the Scope and Objectives:**
 - The objective is to evaluate potential failure modes of a syringe to enhance its reliability and safety in medical applications.
2. **Assemble a Cross-Functional Team:**
 - Include experts such as design engineers, manufacturing specialists, quality assurance personnel, and healthcare professionals.
3. **Create a Process Flow Diagram:**
 - Diagram the lifecycle stages of the 5ml syringe: design, raw material procurement, manufacturing, quality testing, packaging, distribution, use by medical professionals, and disposal.
4. **Identify Potential Failure Modes:**

Table 1. Identification of Failure Mode

Potential Failure Mode	Description
Cannula detachment	Cannula separates from the hub/syringe body during use.
Plunger sticking	Plunger does not move smoothly, affecting dosage accuracy.
Leakage	Fluid leaks from the syringe, compromising medication delivery.
Material defect	Structural weakness or impurities in syringe components.
Incorrect scale markings	Incorrect or unclear volume markings on the syringe barrel.

5. **Determine Failure Effects:**

Table 2. Failure Effects

Potential Failure Mode	Failure Effects
Cannula detachment	Risk of needle stick injury to healthcare professionals and patients.
Plunger sticking	Incorrect dosage delivery, potentially affecting patient treatment.
Leakage	Contamination risk, medication under-delivery, treatment delay.
Material defect	Structural failure during use, potentially causing harm to patient.
Incorrect scale markings	Incorrect dosage administration, leading to treatment errors.

6. **Assign Severity Ratings:**

Table 3. Severity Level

Potential Failure Mode	Severity (1-10)
Cannula detachment	9
Plunger sticking	8
Leakage	7
Material defect	6
Incorrect scale markings	5

7. **Identify Causes and Occurrence Ratings:**

Table 4. Potential Causes

Potential Failure Mode	Potential Causes	Occurrence (1-10)
Cannula detachment	Poor adhesive bonding	4
Plunger sticking	Insufficient lubrication	3
Leakage	Manufacturing defect in seal	5
Material defect	Supplier quality issue	2
Incorrect scale markings	Printing error	3

8. **Assign Detection Ratings:**

Table 5. Detection Method

Potential Failure Mode	Detection Method	Detection (1-10)
Cannula detachment	Visual inspection by quality control	7
Plunger sticking	Function testing during manufacturing	8
Leakage	Pressure testing	6
Material defect	Incoming inspection	7
Incorrect scale markings	Automated optical inspection	6

9. **Calculate Risk Priority Number (RPN):**

RPN (Risk Priority Number) is a quantitative assessment used in Failure Modes and Effects Analysis (FMEA) to prioritize potential failure modes based on their severity, occurrence probability, and detectability. It helps teams focus on addressing the most critical issues first.

Calculation of RPN:

RPN is calculated using the formula:

$$\text{RPN} = \text{Severity} \times \text{Occurrence} \times \text{Detection}$$

Where:

Severity: A numerical value assigned to the potential impact of a failure mode (typically on a scale of 1 to 10, where 10 is the highest severity).

Occurrence: A numerical value representing the likelihood or frequency of the failure mode occurring (on a scale of 1 to 10, where 10 is the highest occurrence).

Detection: A numerical value indicating the effectiveness of current controls or processes in detecting the failure mode before it reaches the customer or causes harm (on a scale of 1 to 10, where 10 indicates the highest detection effectiveness).

Interpretation of RPN:

Once you have calculated the RPN for each identified failure mode, you can interpret its significance as follows:

High RPN (Critical Issues): Failure modes with a high RPN indicate critical risks that require immediate attention. These are typically prioritized for corrective actions to reduce their impact and likelihood of occurrence.

Moderate RPN (Important Issues): Failure modes with moderate RPN values may require actions to mitigate their risks, although they are not as urgent as those with higher RPNs.

Low RPN (Lower Priority Issues): Failure modes with low RPN values may still warrant attention, but they are generally less critical and can be addressed after higher priority issues.

Example:

Let's consider an example with a syringe and calculate RPN for one of the failure modes identified earlier (e.g., Needle detachment):

Severity: 9

Occurrence: 4

Detection: 7

$$\text{RPN} = 9 \times 4 \times 7 = 252$$

In this example, the RPN for Needle detachment is 252. This high RPN suggests that needle detachment is a critical issue due to its potential severe impact (high severity), moderate likelihood of occurrence, and somewhat effective but not perfect detection (moderate detection).

Importance of RPN:

RPN helps teams prioritize actions effectively by focusing on failure modes that pose the greatest risk to product quality, safety, and customer satisfaction. By addressing high RPN issues first, teams can allocate resources efficiently to reduce risks and improve overall product reliability[16].

RPN is a valuable tool within the FMEA framework for assessing and prioritizing potential failure modes. It provides a quantitative basis for decision-making, ensuring that efforts are directed towards mitigating the most critical risks associated with products like syringes, thereby enhancing safety and reliability in medical applications.

$$RPN = \text{Severity} \times \text{Occurrence} \times \text{Detection}$$

Table 6. Calculation of Risk Priority Number

Potential Failure Mode	Severity	Occurrence	Detection	RPN
Needle detachment	9	4	7	252
Plunger sticking	8	3	8	192
Leakage	7	5	6	210
Material defect	6	2	7	84
Incorrect scale markings	5	3	6	90

10. Develop Action Plans:

- Prioritize actions based on highest RPN values. For instance, for needle detachment (RPN 252), actions might include improving adhesive quality control and enhancing visual inspection processes.

11. Monitor and Review:

- Implement changes, monitor effectiveness, and update FMEA documentation as necessary to continuously improve syringe quality and safety.

12. Document and Communicate:

- Maintain clear documentation of FMEA findings, actions taken, and outcomes to ensure all stakeholders are informed and aligned.

By systematically applying FMEA to a syringe, manufacturers can identify and mitigate potential risks before they impact patients or healthcare providers. This structured approach ensures that quality and safety standards are met, enhancing the overall reliability and performance of medical devices like syringes.

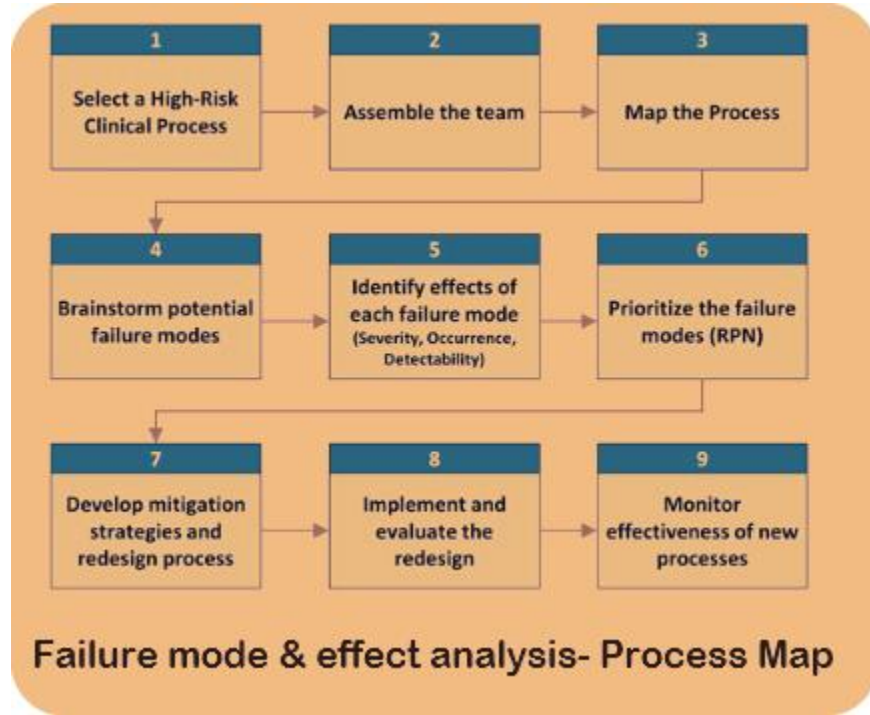


Figure.7. FMEA Process Map

IV. Risk Management Strategies Based on ISO 14971

Risk management is a critical component of ensuring the safety, efficacy, and compliance of medical devices such as syringes. ISO 14971 provides a systematic framework for identifying, evaluating, and controlling risks throughout the lifecycle of a medical device. This section explores the key risk management strategies based on ISO 14971 principles, specifically tailored for syringe manufacturing. Risk management cycle is shown in the figure 8[1][2].



Figure 8. Risk Management Process

1. Risk Management Process:

- **Risk Assessment:** Utilize methods such as hazard identification, risk estimation, and risk evaluation to systematically identify and prioritize potential hazards associated with syringe manufacturing. Consider factors such as materials, design, manufacturing processes, and intended use.
- **Risk Control:** Implement measures to mitigate identified risks to an acceptable level. This may include design modifications, process improvements, use of protective barriers, and implementing safety features in syringe design.
- **Risk Evaluation:** Assess the effectiveness of risk control measures and verify risk reduction achieved. Ensure alignment with regulatory requirements and standards applicable to syringe manufacturing.

2. Integration into Manufacturing Processes:

- **Design Control:** Integrate risk management activities into the design phase of syringe development. Conduct risk assessments early in the design process to proactively address potential hazards and incorporate safety features.

- **Manufacturing and Quality Control:** Implement stringent quality control measures to monitor and verify the effectiveness of risk controls during manufacturing. Ensure consistency in production processes to minimize variability and maintain product quality.

3. Documentation and Traceability:

- **Risk Management File:** Maintain a comprehensive risk management file documenting all stages of the risk management process. Include hazard analyses, risk assessments, risk control measures, verification and validation activities, and periodic reviews.
- **Traceability:** Establish traceability of risk management activities to ensure accountability and facilitate regulatory audits. Document changes and updates to risk management strategies over the product lifecycle.

4. Post-Market Surveillance:

- **Monitoring and Feedback:** Implement post-market surveillance procedures to monitor the performance of syringes in clinical use. Collect and analyze feedback from healthcare professionals and end-users to identify potential risks or adverse events.
- **Risk Management Review:** Conduct periodic reviews of risk management strategies based on post-market data and emerging safety concerns. Update risk assessments and risk controls as necessary to address new information and ensure ongoing product safety.

5. Training and Awareness:

- **Employee Training:** Provide comprehensive training programs to educate employees on the principles of ISO 14971 and their roles in implementing effective risk management strategies. Foster a culture of safety and quality throughout the organization.
- **Stakeholder Engagement:** Collaborate with stakeholders including regulatory authorities, healthcare providers, and industry associations to stay informed about evolving regulatory requirements and best practices in risk management.

6. Continuous Improvement:

- **Risk Management Plan:** Develop and maintain a risk management plan that outlines proactive strategies for continuous improvement. Establish mechanisms for feedback, corrective actions, and preventive measures to enhance risk management effectiveness.
- **Benchmarking:** Benchmark against industry standards and best practices to identify opportunities for enhancing risk management processes and achieving excellence in syringe manufacturing.

VII. Conclusion

In conclusion, this research has explored the critical intersection of risk management, safety enhancement, and regulatory compliance in syringe manufacturing, with a specific focus on the principles outlined in ISO 14971 and the role of EO sterilization. Through a comprehensive review of literature, case studies, and practical applications, several key insights have emerged[17]:

1. **Importance of ISO 14971:** ISO 14971 provides a structured framework for syringe manufacturers to systematically identify, assess, and mitigate risks associated with their products. By adhering to ISO 14971 principles, manufacturers can enhance product safety, achieve regulatory compliance, and improve overall quality management practices.
2. **Integration of EO Sterilization:** Ethylene oxide (EO) sterilization plays a crucial role in maintaining the sterility of syringes, particularly those made from heat-sensitive materials. Compliance with stringent EO sterilization protocols ensures that syringes are free from harmful microorganisms, meeting essential safety standards for medical devices.
3. **Risk Management Strategies:** Effective risk management strategies based on ISO 14971 include rigorous risk assessment, implementation of appropriate risk controls, documentation of risk management processes, and continuous monitoring and improvement. These strategies are essential for identifying potential hazards in syringe manufacturing and implementing preventive measures to mitigate risks effectively.
4. **Challenges and Opportunities:** Syringe manufacturers face challenges such as navigating complex regulatory landscapes, adapting to technological advancements, and ensuring consistency in quality and safety standards across global markets. However, these challenges also present opportunities for innovation, collaboration with regulatory bodies, and adoption of best practices to enhance product quality and patient safety.
5. **Future Directions:** The future of syringe manufacturing lies in advancing risk management frameworks, integrating new technologies for sterilization and quality assurance, and enhancing collaboration among stakeholders to address emerging challenges. Continued research and development in these areas will drive improvements in syringe safety, compliance, and overall healthcare delivery.

In summary, by embracing ISO 14971 principles, leveraging EO sterilization processes, and continuously improving risk management practices, syringe manufacturers can uphold their commitment to delivering safe and effective medical devices. This research underscores the importance of proactive risk management in ensuring the reliability and safety of syringes, ultimately contributing to enhanced patient outcomes and public health globally.

References:

1. ISO 14971: Medical devices—Application of risk management to medical devices; 2019.
2. Resnic FS, Normand SL. Postmarketing surveillance of medical devices—filling in the gaps. *N Engl J Med*. 2012;366.
3. European Commission. Classification of medical devices (MEDDEV 2.4/1 Rev. 9); 2010.
4. Directive 93/42/EEC of 14 June 1993 concerning medical devices, as last amended by Directive 2007/47/EC of the European Parliament and of the Council of 5 September 2007. Brussels: European Commission; 2007.
5. Lauer W, et al. Early detection of risks: Challenges and approaches for BfArM's tasks in medical device vigilance [in German]. *Gesundh ökon Qual manag*. 2016;21.
6. Smith BD, Tarricone R, Vella V. The role of product life cycle in medical technology innovation. *J Med Marketing*. 2013;13.
7. Zuckerman DM, Brown P, Nissen SE. Medical device recalls and the FDA approval process. *Arch Intern Med*. 2011;171.
8. Thirumalai S, Sinha KK. Product recalls in the medical device industry: An empirical exploration of the sources and financial consequences. *Management Science*. 2011;57(2):376-392.
9. Medina LA, Wysk RA, Kremer GEO. A review of success factors in NPD: Medical device domain. in IIE Annual Conference. Proceedings. Institute of Industrial and Systems Engineers (IISE); 2011.
10. Galli BJ. The effective approach of managing risk in new product development (NPD). *International Journal of Applied Management Sciences and Engineering (IJAMSE)*. 2017;4(2):27-40.
11. Kayis B, et al. Development of an Intelligent Risk management system for minimising problems in new product development; 2004.
12. Sharma, A., and Gaurav Luthra. "Introduction to system risk in medical device design." *J Pharm Res Int* 33.60B (2021): 2909-14.
13. Sharma, Akash and Luthra, Gaurav (2023) *Implementing a Risk-Based Approach to Quality Management System ISO-13485 Processes in Compliance with EUMDR 2017/745 for Medical Device Industry*. *Journal of Pharmaceutical Research International*, 35 (13). pp. 8-19. ISSN 2456-91190
14. Sharma, A., and Gaurav Luthra. "Role of regulatory affairs in a medical device industry." *Current Journal of Applied Science and Technology* (2022): 1-7.
15. Sharma, A., and Gaurav Luthra. "A comprehensive review of risk management in the medical device industry." *J. Pharm. Res. Int* 35 (2023): 14-23.

16. Sharma, Akash and Gaurav Luthra. "Importance of Risk Communication and Risk Analysis in Medical Device Industry." *Journal of Pharmaceutical Research* (2021): 32-41.

17. Sharma, A., and Gaurav Luthra. "Role of regulatory affairs in a medical device industry." *Current Journal of Applied Science and Technology* (2022): 1-7.

18. Sharma, A., Prakash, C. and Vora , A. (2023) "Injecting Quality Care: Syringes and their Impact on Precision Medicine in Healthcare", *Journal of Pharmaceutical Research International*, 35(32), pp. 53–67. doi: 10.9734/jpri/2023/v35i327471.

UNDER PEER REVIEW