

Original Research Article

EFFECT OF WEATHER PARAMETERS ON DISEASE SEVERITY AND PROGRESSION OF *FUSARIUM* WILT IN CHILLI (*CAPSICUM ANUUM* L.)

ABSTRACT

Fusarium wilt incited by *Fusariumoxysporum* is an economically damaging disease of chilli (*Capsicum anuum* L.). Field experiments on epidemiological studies was conducted using susceptible variety (Pusa Jwala) to study the effect of weather parameters on the progression of disease. The study revealed that transplanting chilli during first fortnight of July curtailed the disease severity as compared to early dates of transplanting. The area under disease progress curve (AUDPC) and apparent infection rate was lowest in the crop transplanted on 15th July, 2022 while it was maximum in the crop transplanted on 15th June, 2022. The correlation analysis exhibited positive correlation of disease severity with bright sunshine hours while negative correlation with the other weather parameters. The R² value obtained from multiple regression equations revealed that combined effect of weather parameters could account for the prediction of disease level of 83-86 per cent in all three dates of transplanting.

Keywords: Chilli, *Fusarium* wilt, disease progression, weather parameters, disease severity

1. INTRODUCTION

Chilli (*Capsicum anuum* L.) is the most important vegetable and spice crop in India which covers about 75% of total cultivated area. The total area under chilli cultivation in Haryana is estimated to be 13.290 thousand hectares with a production of 141.650 thousand tonnes (First advance estimate, NHB, 2021-22). Chilli fruit contains significant number of essential vitamins (A, B and C), providing sufficient ascorbic acid and carotene (contributor of vitamin A) to poor people in India (Manu *et al.*, 2014). *Fusarium* wilt caused by *Fusariumoxysporum* f. sp. *capsici* is one of the most devastating diseases inflicting yield losses up to 10-80 per cent worldwide (Loganathan *et al.*, 2013).

Fusariumoxysporum is a soil-borne fungus which play significant role in development of wilt symptoms at high temperature and high moisture. *Fusariumoxysporum* belongs to the domain Eukarya, kingdom *Fungi*, phylum *Ascomycota*, subphylum *Pezizomycotina* and the class of *Fusarium* is *Sordariomycetes*. It belongs to order *Hypocreales* and family *Nectriaceae*. The growth of *Fusarium* is favoured at temperature between 25-28 °C and the maximum growth is generally obtained at 28°C, inhibited above 33°C and not favoured below 17 °C. Dry weather condition and excessive soil moisture also enhance the disease development (Khan *et al.*, 2018).

Transplanting of chilli varieties at different times subject the vegetative and reproductive stages to various temperature, rainfall and solar radiation. The interaction of three factors *viz.*, host's resistance level, pathogen's virulence level and predisposing factors exerted by prevailing environmental conditions influence

the total outcome of disease (Van der Plank, 1963). Multivariate analysis of disease progress curve highlights the phase during which maximum rate of pathogen multiplication takes place and helps in discerning the structure of epidemic (Campbell and Madden, 1990).

For sustainable chilli production, it is advisable to identify strategies which can curtail farmer's need of fungicide application. A meagre information is available on disease progression in chilli varieties with varied date of transplanting under field conditions. Thus, the present research was framed to study the effect of transplanting time and weather parameters on disease severity and progression; to estimate the proportion of *Fusarium* wilt epidemic determined by manipulation of environmental conditions by altering date of transplanting for temporal development of *Fusarium* wilt in susceptible variety of chilli i.e., Pusa Jwala.

2. MATERIAL AND METHODS

2.1 Experimental setup

The field experiment was conducted to study the effect of weather parameters such as Temperature (°C) (Maximum and Minimum), Relative Humidity (%) (Morning and Evening), Rainfall (mm), Wind Velocity and bright sunshine (hours) on the progression of *Fusarium* wilt of chilli in a Randomized Block Design with five replications using a susceptible variety of chilli i.e., Pusa Jwala in an infected sick plot at experimental area of CCS HAU, Hisar. The seeds of above-mentioned cultivar were transplanted in plots of 3x2.4m² with a row to row and plant to plant spacing of 60 and 45 cm, respectively, on three different dates of transplanting viz., 15th June, 25th June and 15th July, 2022.

2.2 Disease assessment

Development of disease in terms of severity was recorded at weekly intervals on five randomly selected plants per plot starting from disease appearance to crop maturity using 0-5 rating scale. Area under disease progress curve (AUDPC) and apparent infection rate was also calculated. The weather data of *khariif* season of 2022 was obtained from the nearby Agro-Meteorological Observatory situated in the research farm of CCS Haryana Agricultural University, Hisar. The disease severity (%) was calculated by using formula given by Jamil *et al.*, 2021 (Table 1).

$$\text{Disease severity (\%)} = \frac{\text{Sum of all disease ratings}}{\text{Total no. of disease ratings} \times \text{maximum disease grade}} \times 100$$

Table 1. Scale for scoring *Fusarium* wilt of chilli (Jamil *et al.*, 2021).

Grade	Description
0	0% infection or no wilt
1	1-20% infection
2	21-40% infection
3	41-60 % infection
4	61-80% infection

2.3 Statistical analysis

The disease development of *Fusarium* wilt was assessed by calculating area under the disease progress curve (AUDPC) by adopting standard procedure given by Van der Plank (1963). Coefficient of correlation for disease severity index was calculated with the weather variables namely, Temperature (°C) (Maximum and Minimum), Relative Humidity (%) (Morning and Evening), Rainfall (mm), Wind Velocity and bright sunshine (hours) for different transplanting dates. The correlation coefficient was figured out by performing correlation analysis using OPSTAT software. Multivariate regression analysis was performed with disease severity (%) as dependent variable for the regression equation. The value of coefficient of determination (R^2) was used to obtain the combined effect of temperature, relative humidity, average wind speed, sunshine and rainfall for the prediction of disease level in all three dates of transplanting.

3. RESULTS AND DISCUSSION

The development and progression of *Fusarium* wilt of chilli was studied on Pusa Jwala variety of chilli transplanted on three different dates viz., 15th June, 25th June and 15th July, 2022 (Table 2). The disease first appeared in the third week of July and the progress of disease severity was observed up to 14th October 2022, during that period, temperature ranged between 27-36.6 °C (maximum) and 20.4-27.9 °C (minimum), while RH ranged between 84.4-94.9 per cent (morning) and 48.4-83 per cent (evening). The average wind speed, bright sunshine hours and total rainfall ranged between 2.4-8.1 km/h, 3.5-8.7 hours and 0-146.5 mm, respectively. The per cent disease severity was recorded maximum in 1st date of transplanting ranging from 8.8-88.8 per cent. In 2nd date of transplanting per cent disease severity varied from 0-86.2 per cent and in 3rd date of transplanting per cent disease severity varied from 0-85.6 per cent. Among three different dates of transplanting maximum disease severity (88.8 per cent) was observed in 1st date of transplanting i.e., 15th June, 2022 followed by 86.2 per cent in 2nd date of transplanting and the minimum i.e., 85.6 per cent in 3rd date of transplanting. Progression of per cent disease severity was measured and correlated with the environmental factors starting from the appearance of the disease. Per cent disease severity increased in all three dates of transplanting of chilli crop from 29 to 41 Standard Meteorological Weeks (SMW). The maximum temporal progress of per cent disease severity was recorded when maximum temperature ranged between 32.2-33.6 °C, minimum temperature 26.4-27.6 °C with relative humidity morning 85.7-94.9 per cent and evening 65.0-83.0 per cent, average wind speed 3.3-7.1 km/h, bright sunshine 3.6-5.9 hours/day and total rainfall 2.4-132.1 mm during SMW 30 to 32 on Pusa Jwala transplanted on 15th June, 25th June and 15th July, 2022. Cook (1981) stated that weather affects the incidence and disease severity during infection, systemic infection and wilting symptom development. Rishbeth (1957) noted temperature to be critical factor in the development of wilt disease. Therefore, Khan *et al.* (2018) also observed the growth of *Fusarium* at temperature between 25 to 28°C and found that maximum growth is generally obtained at 28°C, inhibited above 33°C and not favoured below 17°C. Kumar *et al.* (2012) reported that the most favourable temperature is 25-30 °C for the growth of *Fusarium* spp. Similarly, Chen *et al.* (2013) showed that *F. oxysporum* was able to grow at wide temperature range, and the highest growth rate was observed at 23-24 °C.

The maximum AUDPC (623) was found in 1st date of transplanting followed by 2nd date of transplanting (605.5) on 41 SMW. The value of AUDPC with respect to average of three dates of transplanting was maximum (609.58) in 41st SMW and minimum (38.73) in 29th SMW. The total mean AUDPC with respect to average of three dates of transplanting was recorded 5423.48 from 29-41 SMW. Based on the disease progression, AUDPC was statistically analysed and it was found that the value of AUDPC was lowest in the crop transplanted on 15th July, 2022 (5270.65) while it was maximum in the crop transplanted on 15th June, 2022 (5500.60) (Fig. 1).

The apparent infection rate (Fig. 2) ranged from 0.006-0.139, 0.000-0.169 and 0.000-0.100 on 1st, 2nd and 3rd dates of transplanting respectively with mean of 0.006-0.103 from SMW 29 to 41. The apparent infection rate was highest in the crop transplanted on 15th June (0.049) and it was lowest in the crop transplanted on 15th July (0.031).

Table 2. Effect of weather parameters on the development of *Fusarium* wilt disease.

Dates of Observations	Standard Meteorological weeks (SMW)	Disease severity (%)			Temperature (°C)		Relative Humidity (%)		Average wind speed (km/h)	Bright sunshine hours (h)	Total Rainfall (mm)
		Dates of Transplanting			Max.	Min.	M	E			
		15-06-2022	25-06-2022	15-07-2022							
22-07-2022	29	8.8	0.0	0.0	35.2	26.6	89.4	73.0	6.3	4.6	101.0
29-07-2022	30	12.8	11.6	0.0	33.0	26.9	89.9	77.0	7.1	5.0	17.6
05-08-2022	31	28.0	32.0	26.8	32.2	26.4	94.9	83.0	3.3	3.6	132.1
12-08-2022	32	43.2	45.6	42.4	33.6	27.6	85.7	65.0	5.5	5.9	2.4
19-08-2022	33	56.8	60.8	55.2	33.4	26.1	88.0	63.5	8.1	6.9	55.0
26-08-2022	34	60.0	65.6	59.2	34.3	26.0	89.8	64.1	6.1	8.1	0.0
02-09-2022	35	65.6	68.8	64.0	35.5	25.6	85.9	53.0	4.9	8.5	0.0
09-09-2022	36	68.0	70.4	66.4	36.6	25.2	84.4	48.4	4.6	8.7	0.0
16-09-2022	37	70.4	72.8	72.8	35.2	27.9	85.3	58.4	7.6	6.5	1.2
23-09-2022	38	75.2	76.0	73.6	34.6	24.6	88.7	65.2	5.0	5.5	44.3
30-09-2022	39	82.4	82.4	80.8	30.2	24.0	92.8	69.0	2.4	5.1	146.5
07-10-2022	40	85.6	84.0	83.2	33.5	23.3	84.2	51.6	3.8	8.2	0.0
14-10-2022	41	88.8	86.2	85.6	27.0	20.4	93.8	72.0	4.2	3.5	1.3

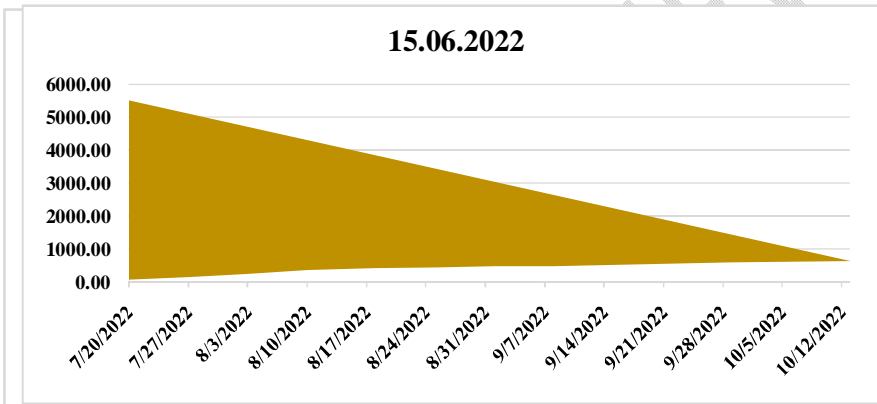
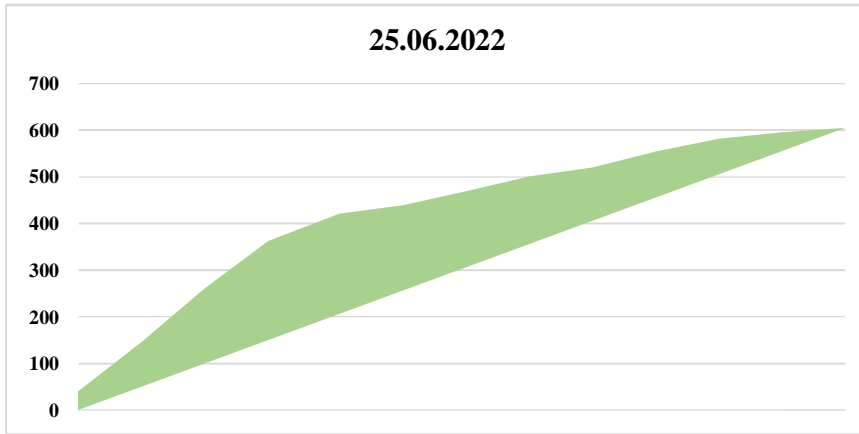


Fig. 1. Area under disease progress curve (AUDPC) for different dates of transplanting

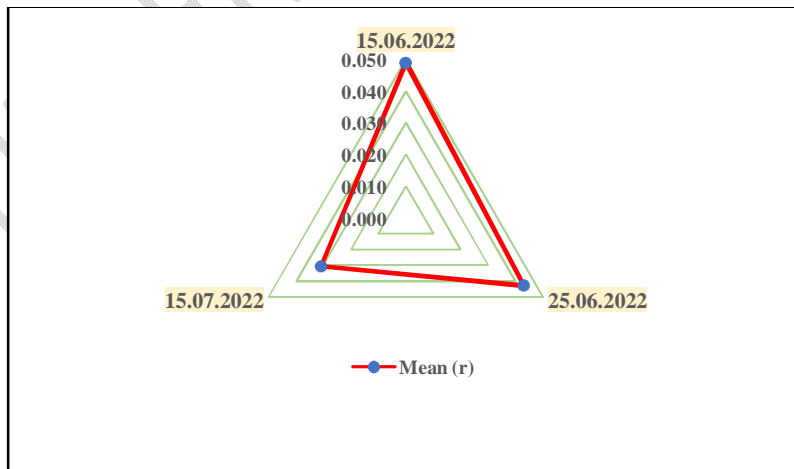


Fig. 2. Apparent Infection Rate (r) on different dates of transplanting

3.1 Correlation analysis

The quantitative relationship between the disease severity and weather variables for different dates of transplanting was obtained by performing correlation analysis (Table 3). The values indicated a non-significant but negative correlation of per cent disease severity with maximum temperature with value of correlation coefficient -0.270, -0.247 and -0.235 and significant but negative correlation of per cent disease severity with minimum temperature with value of correlation coefficient -0.650, -0.598 and -0.594. The morning average relative humidity showed non-significant but negative correlation with per cent disease severity in all dates of transplanting with correlation coefficient value -0.177, -0.185 and -0.189 respectively. The evening average relative humidity showed significant but negative correlation with per cent disease severity with correlation coefficient value -0.575, -0.575 and -0.583 respectively. The wind speed also showed non-significant negative correlation with per cent disease severity with correlation coefficients of -0.383, -0.364 and -0.374 respectively. Non-significant but positive correlation of per cent disease severity with bright sunshine hours with correlation coefficient value of 0.341, 0.359 and 0.354 was recorded. The rainfall showed non-significant but negative correlation with per cent disease severity with correlation coefficient -0.296, -0.304 and -0.285.

Table 3. Correlation matrix between weather parameters and per cent disease severity at different dates of transplanting.

Weather Variables	Correlation		
	15-06-2022	25-06-2022	15-07-2022
Temp. Max.	-0.270	-0.247	-0.235
Temp. Min.	-0.650*	-0.598*	-0.594*
RH (M)	-0.177	-0.185	-0.189
RH (E)	-0.575*	-0.575*	-0.583*
Wind speed	-0.383	-0.364	-0.374
Sunshine	0.341	0.359	0.354
Rainfall	-0.296	-0.304	-0.285

*Correlation is significant at the 0.05 level

3.2 Multiple regression equation for prediction of progress of Fusarium wilt of chilli

Multiple regression equations were calculated for Pusa Jwala variety with three dates of transplanting and are presented in Table 4. On the basis of multiple regression analysis considering all the weather factors such as temperature (maximum and minimum), relative humidity (morning and evening), average wind speed, bright sunshine hours and rainfall, variability in per cent disease severity could be accounted for upto 86 per cent. The value of R^2 (Table 4) revealed that combined effect of temperature, relative humidity, average wind speed, sunshine and rainfall could account for the prediction of disease level of 83-86 per cent in all three dates of transplanting.

Table 4. Multiple regression equation for prediction of progress of *Fusarium* wilt of chilli in different dates of transplanting in relation to weather

parameters.

Date of transplanting	Regression equation	R ² Value
15-06-2022	$Y = 0.62 - 5.19 X_1 + 1.81 X_2 + 6.17 X_3 - 4.98 X_4 + 0.006 X_5 - 6.38 X_6 + 0.621 X_7$	0.86
25-06-2022	$Y = -86.27 - 5.98 X_1 + 3.77 X_2 + 7.24 X_3 - 5.43 X_4 - 0.39 X_5 - 6.36 X_6 - 0.048 X_7$	0.83
15-07-2022	$Y = -116.13 - 5.88 X_1 + 4.21 X_2 + 7.99 X_3 - 6.08 X_4 - 0.41 X_5 - 8.25 X_6 - 0.039 X_7$	0.84

where, X₁=Maximum temperature, X₂=Minimum temperature, X₃=Relative humidity (morning), X₄=Relative humidity (evening), X₅=Wind speed, X₆=Bright sunshine hours, X₇= Total rainfall

4. CONCLUSION

In conclusion, this study expanded the knowledge on the role of weather variables and sowing time in *Fusarium* wilt development in chilli. Development of *Fusarium* wilt in chilli under Haryana conditions was influenced by time of transplanting and prevailing weather conditions during the season. Thus, it would be advisable to transplant the crop during first fortnight of July rather than in the month of June to enable escape or non-coincidence of the susceptible stage with favourable weather conditions.

REFERENCES

- Campbell, CL and Madden, LV. Introduction to Plant Disease Epidemiology. John Wiley & Sons, New York; 1990.
- Chen, LH, Huang, XQ, Yang, XM and Shen, QR. Modelling the effects of environmental factors on the population of *Fusariumoxysporum* in cucumber continuously cropped soil. Communications in Soil Science and Plant Analysis, 2013; **44**(15): 2219-2232.
- Cook, RJ. "Water relations," in *Fusarium: Diseases, Biology and Taxonomy*. Eds.(London: Pennsylvania State University Press, University Park), 1981; 236-244.
- Jamil, A, Musheer, N, and Ashraf, S. Antagonistic potential of *Trichodermaharzianum* and *Azadirachtaindica* against *Fusariumoxysporum*f. sp. *capsici* for the management of chilli wilt. Journal of Plant Diseases and Protection, 2021; **128**(1): 161-172.
- Khan, KA, Nabi, SU, Bhat, NA and Ahmad, F. Chilli Wilt Disease: A Serious problem in Chilli cultivation in India. Indian Farmer, 2018; **5**: 988-991.
- Kumar, S, Singh, J, Biswas, SK, Prem, NP and Dabas, MR. Effect of culture media, temperature, pH and host range on the growth of *Fusariumoxysporum* f. sp. *pisi*. Journal of Mycopathological Research, 2012; **50**(1): 73-76.
- Loganathan, M, Venkataravanappa, V, Saha, S, Sharma, BK, Tirupathi, S and Verma, MK. Morphological, cultural and molecular characterizations of *Fusarium* wilt infecting tomato and chilli. Indian Society of Vegetable Science, IIVR, Varanasi; 2013.
- Manu, D, Tembhurne, B, Kisan, B, Aswathnarayana, D and Diwan, J. Inheritance of *Fusarium* wilt and qualitative and quantitative characters in chilli (*Capsicum annum* L.). Journal of Agriculture and Environmental Sciences, 2014; **3**: 433-444.

Comment [ES1]: Please list recent references and increase the number

NHB 2021. Advance estimates of area and production of horticultural crops (2021-2022).

Rishbeth, J. *Fusarium* wilt of bananas in Jamaica. II. Some aspects of host parasite relationships. *Annals of Botany*, 1957; **21**: 215–245.

Van der Plank, JE. *Plant diseases, epidemics and control*. Academic Press, New York, 1963; pp. 249-259.

UNDER PEER REVIEW