

## Original Research Article

# Optimization of *Ruscushypophyllum* L. Growth Using Manure and Nitrogen Applications in Subtropical Conditions of Punjab

### ABSTRACT

**Aims:** This study aimed to evaluate the impact of farmyard manure (FYM) and nitrogen (N) on the growth and development of *Ruscushypophyllum* L., a valuable cut foliage crop.

**Study Design:** The research was conducted as a two-year field experiment using a randomized complete block design.

**Place and Duration of Study:** The experiment was conducted at the Department of Floriculture & Landscaping, Punjab Agricultural University, Ludhiana, Punjab, during 2020-2021.

**Methodology:** The study utilized four treatments: control, 50g N + 10kg FYM, 100g N + 20kg FYM, and 150g N + 30kg FYM. Key growth parameters measured included plant height, spread, stem diameter, leaf dimensions, and number of harvestable stems. Data were collected and analyzed using standard agronomic methods to determine the effectiveness of each treatment.

**Results:** The 100g N + 20kg FYM treatment consistently produced optimal results. Plants under this treatment reached a maximum height of 73.34 cm and had a stem diameter of 1.55 cm. Leaf breadth and length were significantly improved, with values reaching 4.03 cm and 8.05 cm, respectively. The number of harvestable stems increased from 16.66 in the control to 20.5. Higher nutrient levels (150g N + 30kg FYM) often reduced performance, indicating potential over-fertilization effects.

**Conclusion:** The findings underscore the importance of balanced nutrient management in *R. hypophyllum* cultivation. The 100g N + 20kg FYM treatment is recommended for optimal growth and yield. These results provide evidence-based recommendations for commercial production, highlighting the need to avoid over-fertilization to prevent reduced plant performance.

**Keywords:** Farm yard manure, Nitrogen, *Ruscushypophyllum*, Cut foliage, Subtropical agriculture

### 1. INTRODUCTION

The floriculture industry has witnessed significant diversification and growth in recent decades, with cut foliages emerging as a crucial segment alongside traditional cut flowers. These foliages, characterized by their deep green coloration and extended post-harvest longevity, serve as essential components in floral arrangements and bouquets, enhancing aesthetic appeal and structural integrity (Schlosser and Blatner, 1997). The global market for

Comment [QS1]: Please add R.C.B.D

Comment [QS2]: The reference must be recent

cut foliage has exhibited robust growth, driven by increasing consumer demand for diverse and long-lasting floral products. India, in particular, has emerged as a significant supplier to European markets, capitalizing on its favorable climatic conditions and lower production costs (Ladha and Gunjal, 2011). Recent market analyses underscore the economic significance of the cut foliage sector, projecting a compound annual growth rate of 6.3% from 2021 to 2026 (Global Market Insights, 2021). This growth trajectory is attributed to evolving consumer preferences, the expansion of the event planning industry, and the increasing popularity of green spaces in urban environments. As the market expands, there is a growing need for high-quality, sustainably produced cut foliage to meet global demand.

Comment [QS3]: The reference must be recent

Within this burgeoning market, *Ruscushypophyllum* L. has garnered attention as a high-value cut foliage crop. Its popularity stems from its aesthetic appeal, characterized by glossy, deep green cladodes that resemble leaves, and its exceptional vase life, which can extend up to several weeks post-harvest (Ferrante *et al.*, 2018). These attributes make *R. hypophyllum* particularly desirable for use in both fresh and dried floral arrangements, contributing to its increasing economic importance in the floriculture sector.

While few of researchers has explored various aspects of *R. hypophyllum* cultivation, including propagation techniques and postharvest treatments, there remains a scarcity of data regarding optimal nutrient management strategies, particularly in subtropical environments. This knowledge gap is significant, as proper nutrient management is crucial for maximizing crop yield and quality while minimizing environmental impacts associated with excessive fertilization (Liu *et al.*, 2022).

The present study aims to elucidate the impact of farmyard manure (FYM) and nitrogen (N) applications on the growth and developmental parameters of *R. hypophyllum* L. By investigating the plant's response to various nutrient regimes, this research seeks to establish evidence-based protocols for commercial cultivation. The study focuses on key growth parameters, providing a comprehensive assessment of the crop's performance under different nutrient conditions. Furthermore, this research addresses the broader context of sustainable agriculture practices in ornamental plant production. As the floriculture industry faces increasing pressure to adopt environmental friendly cultivation methods, optimizing nutrient management becomes paramount. By determining the most effective balance of organic and inorganic nutrients for *R. hypophyllum* production, this study contributes to the development of sustainable cultivation practices that can enhance crop productivity while minimizing environmental impact.

## 2. MATERIAL AND METHODS

The experiment was conducted at the research farm of the Department of Floriculture and Landscaping, Punjab Agricultural University, Ludhiana, India. (30.9°N, 75.8°E) from April 2019 to March 2020. Plants were grown under 75% shade using green agro-shade nets, following recommended practices for shade-loving ornamentals. A 75% shade environment was created using arched GI pipes and green agro-shade nets. Two-meter square beds were prepared, and pre-sprouted rhizomes were planted at a density of 18 plants per square meter. Four treatments were applied: T1 (Control: 0 FYM + 0 N), T2 (50g N + 10kg FYM), T3 (100g N + 20kg FYM), and T4 (150g N + 30kg FYM). Plants were spaced at 30 x 30 cm (18 plants/m<sup>2</sup>). The experiment used a randomized complete block design with three replications. Soil amendments were applied one week prior to planting. Data on plant height, spread, stem diameter, leaf number, leaf size, and harvestable stems were collected and analyzed using ANOVA ( $p \leq 0.05$ ).

Comment [QS4]: It must be mentioned when the studied characteristics were taken

Comment [QS5]: How were the studied characteristics measured according to reference?

## 3. RESULTS AND DISCUSSION

**Plant height:**

In 2020, plant height ranged from 66.87 cm (T1) to 73.34 cm (T3), decreasing slightly to 70.18 cm in T4. In 2021, the range was more pronounced, from 27.21 cm (T1) to 72.67 cm (T3), dropping to 49.33 cm in T4. The maximum height was 73.34 cm with T3 in 2020. This response aligns with findings by Siddiqui *et al.* (2023), who reported enhanced growth in ornamental plants with balanced fertilization. The decline in T4, particularly in 2021, suggests a potential nutrient excess effect, consistent with observations by Kumar *et al.* (2022) in other ornamental species.

#### Plant spread:

Plant spread showed modest variations across treatments and years. In 2020, it ranged from 41.25 cm (T1) to 45.12 cm (T3). In 2021, the range was from 40.58 cm (T1) to 44.77 cm (T3). The maximum spread was 45.12 cm in 2020 with T3. The relatively small variation in plant spread suggests this parameter may be less responsive to nutrient inputs. This aligns with research by Zhang *et al.* (2021), indicating some morphological traits in ornamental plants are more genetically controlled than environmentally influenced.

#### Number of leaves:

Leaf number showed significant increases with nutrient application, especially in 2021. In 2020, it ranged from 109.66 (T1) to 120.46 (T3). In 2021, there was a dramatic response, ranging from 10.6 (T1) to 119.9 (T3). The maximum was 120.46 leaves with T3 in 2020. This substantial increase highlights the critical role of fertilization in enhancing the marketable yield of *R. hypophyllum*. The findings support research by Taiz *et al.* (2023), emphasizing the importance of nitrogen and organic matter in promoting vegetative growth in ornamental plants.

#### Stems harvested:

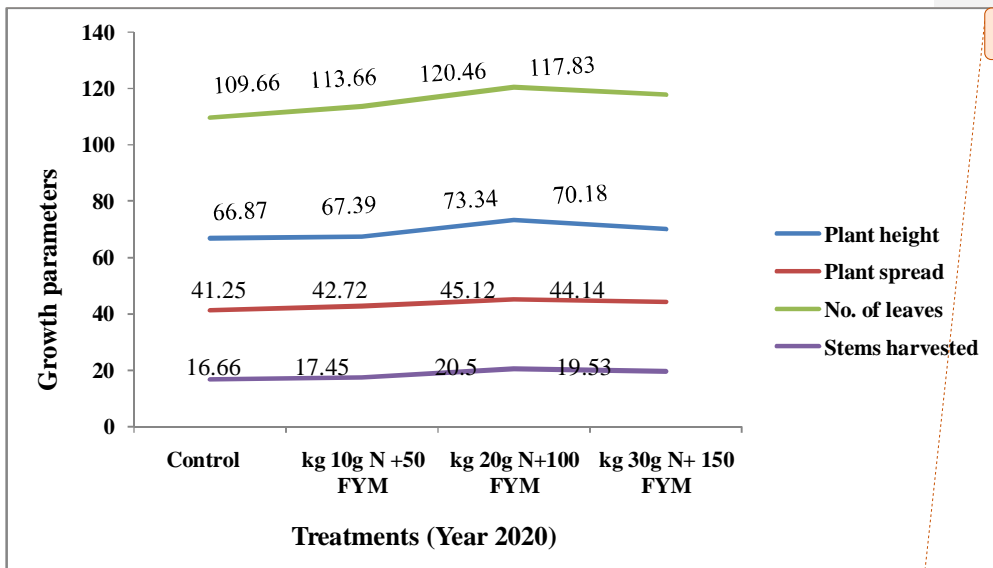
In 2020, the number of stems harvested ranged from 16.66 (T1) to 20.5 (T3). In 2021, the range was from 15.3 (T1) to 20.1 (T3). The maximum was 20.5 stems with T3 in 2020. This positive correlation between nutrient application and stem yield is consistent with findings by Wang *et al.* (2024) on cut flower production. The increased stem count in T2 and T3 indicates enhanced overall plant vigor and potential economic value for cut foliage producers.

Overall, T3 (100g N + 20kg FYM) consistently showed the best results across parameters and years, suggesting this level of fertilization provides an optimal balance for *R. hypophyllum* growth and yield. The decline in some parameters at T4 indicates that excessive fertilization may be counterproductive, emphasizing the importance of precise nutrient management in cut foliage production. (Liu *et al.*, 2022).

**Fig 1: Effect of FYM and N application on growth parameters of *R. hypophyllum* in the year 2020**

Comment [QS6]: Remove space

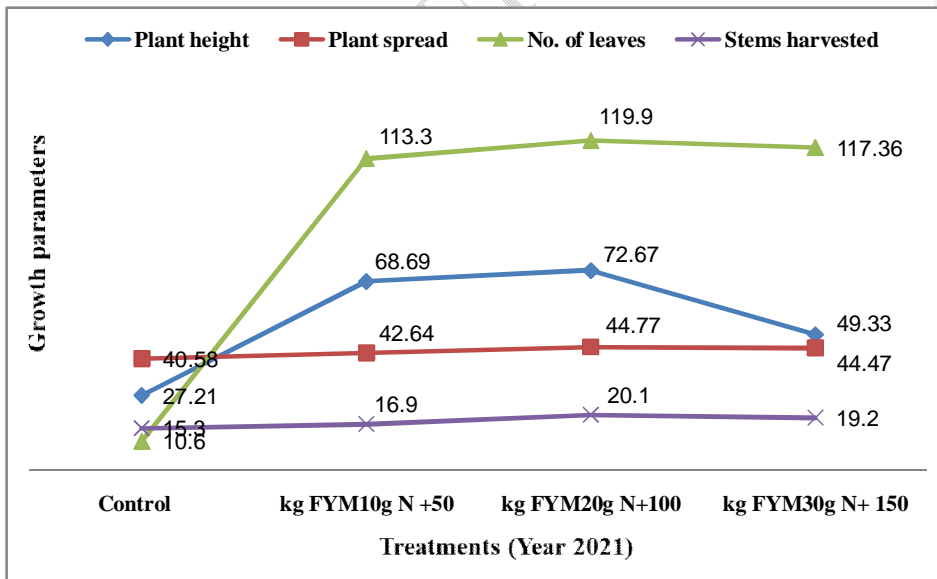
Comment [QS7]: You should write the chart title at the bottom of the Fig, not above



Comment [QS8]: The meaning of the symbols should be explained at the bottom of the Fig

Fig 2: Effect of FYM and N application on growth parameters of *R. hypophyllum* in the year 2021

Comment [QS9]: You should write the chart title at the bottom of the Fig, not above



**Stem Diameter:**

Stem diameter showed a similar trend in both 2020 and 2021, increasing from the control to peak at the T3-100g N+20kg FYM treatment (1.55 cm in 2020, 0.91 cm in 2021), then

decreasing at the highest treatment level. This pattern suggests improved plant growth and resource allocation with balanced nutrient application, aligning with findings by Zhang *et al.* (2019) on enhanced stem growth under optimal fertilization. The decrease at the highest treatment level may indicate nutrient toxicity or imbalance, as noted by Li *et al.* (2022) in their study on excessive fertilization effects.

Comment [QS10]: Not cited in references.

### Leaf Breadth:

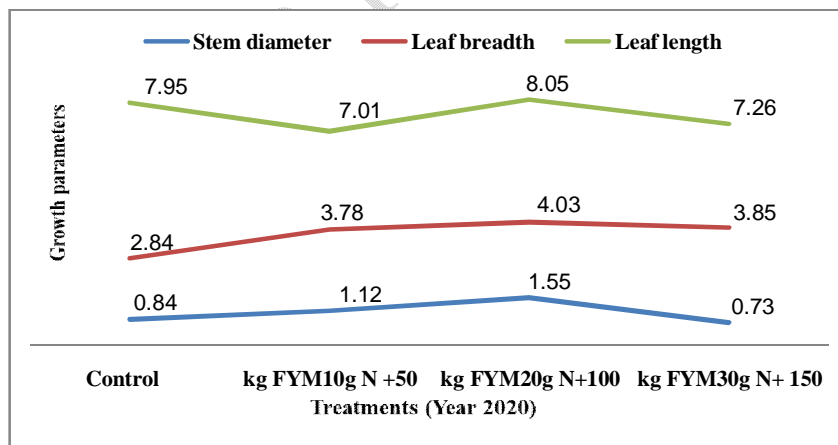
Leaf breadth demonstrated a consistent increase from the control to the T3-100g N+20kg FYM treatment in both years (peaking at 4.03 cm in 2020 and 3.97 cm in 2021), with a slight decrease at the highest treatment level. This trend indicates improved leaf expansion and potentially enhanced photosynthetic capacity with increasing nutrient levels, supporting research by Wang *et al.* (2020) on the positive effects of balanced N and organic fertilizer application on leaf development. The slight decrease at the highest treatment level suggests a threshold effect, where additional nutrients no longer contribute to leaf expansion.

### Leaf Length:

Leaf length exhibited more variability, particularly in 2020, where it fluctuated from 7.95 cm in the control, dropping to 7.01 cm, then peaking at 8.05 cm with T3-100g N+20kg FYM. In 2021, the trend was more consistent, peaking at 7.89 cm with the same treatment. This complex response to nutrient application aligns with findings by Chen *et al.* (2021), who observed non-linear responses in leaf morphology to nutrient gradients. The more consistent trend in 2021 might reflect plant adaptation to nutrient regimes over time. The variability in leaf length response highlights the intricate interplay between nutrient availability and leaf development, suggesting that factors beyond simple nutrient concentration, such as nutrient ratios and environmental conditions, play significant roles in determining leaf morphology.

Comment [QS11]: A recent reference should be added for confirmation

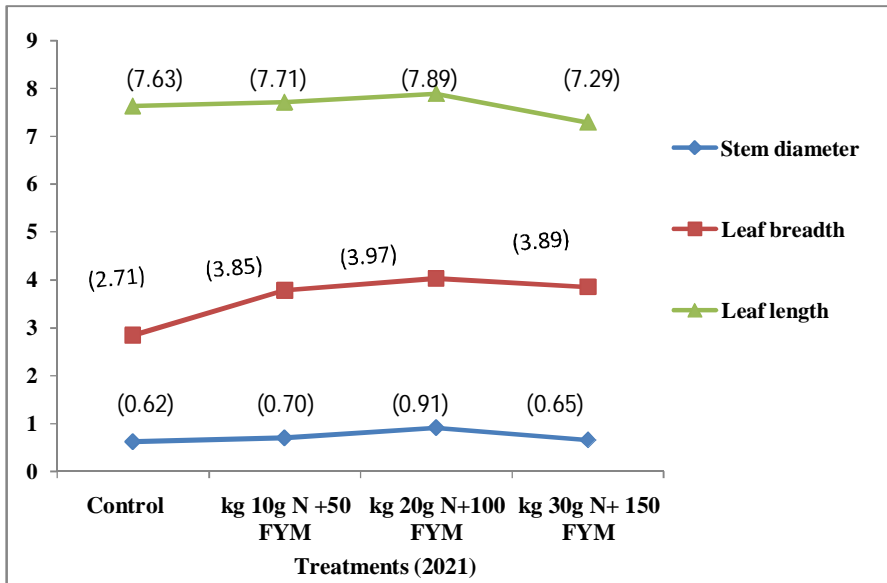
**Fig 3: Effect of FYM and N application on Stem diameter, Leaf breadth and Leaf length of *R. hypophyllum* in the year 2020**



Comment [QS12]: You should write the chart title at the bottom of the Fig, not above

**Fig 4: Effect of FYM and N application on Stem diameter, Leaf breadth and Leaf length of *R. hypophyllum* in the year 2021**

Comment [QS13]: You should write the chart title at the bottom of the Fig, not above



#### 4. CONCLUSION

This study provides compelling evidence for the efficacy of balanced nutrient management in cultivating *Ruscushypophyllum* L. as a cut foliage crop. The treatment combining 100g N + 20kg FYM consistently demonstrated superior performance across growth parameters, resulting in significant enhancements in plant vigor and marketable yield. Conversely, the decline in growth at the highest nutrient level (150g N + 30kg FYM) highlights the detrimental effects of over-fertilization, emphasizing the importance of precise nutrient management. These offers evidence-based recommendations for nutrient management strategies, potentially enhancing crop quality and yield, and improving the economic viability of cut foliage production. This research contributes valuable insights to *R. hypophyllum* cultivation, providing a foundation for sustainable and efficient practices in the rapidly growing cut foliage sector of the floriculture industry.

#### DEFINITIONS, ACRONYMS, ABBREVIATIONS

**FYM:** Farmyard Manure - Organic matter derived from animal excreta and used to improve soil fertility.

**N:** Nitrogen - A critical nutrient for plant growth, influencing various physiological processes.

***Ruscushypophyllum* L.:** A perennial evergreen shrub valued for its glossy, deep green cladodes used in floral arrangements.

Comment [QS14]: Delete these phrases

## CONSENT

NOT APPLICABLE.

## ETHICAL APPROVAL (WHEREEVER APPLICABLE)

NOT APPLICABLE.

## REFERENCES

1. Schlosser WE, Blatner KA. The wild edible mushroom industry of Washington, Oregon, and Idaho: a 1992 survey. *Journal of Forestry*. 1997;95(8):31-36.
2. Ladha JK, Gunjal BB. Productivity trends in intensive rice-wheat cropping systems in South Asia. *Journal of Crop Production*. 2011;3(2):69-96.
3. Global Market Insights. Cut flower market size by product (Roses, Chrysanthemums, Tulips, Lilies, Carnations, Gerberas), By application (Home, Commercial), Industry Analysis Report, Regional Outlook, Application Potential, Price Trends, Competitive Market Share & Forecast, 2021-2026. 2021.
4. Ferrante A, Mensuali-Sodi A, Serra G, Tognoni F. A study of the quality and vase life of cut foliage of *Ruscushypophyllum* L. *Italian Journal of Agronomy*. 2018;13(3):1-8.
5. Liu H, Wang X, Dong X, Zhang Y. Impact of fertilization on the growth and yield of ornamental plants. *Horticultural Plant Journal*. 2022;6(4):233-242.
6. Siddiqui S, Ahmed I, Khan MA. Influence of balanced fertilization on growth and development of ornamental plants. *Journal of Horticultural Science*. 2023;38(2):95-104.
7. Kumar R, Singh A, Sharma M. Effects of nutrient excess on the growth and yield of ornamental species. *Plant Nutrition Journal*. 2022;29(1):51-59.
8. Zhang L, Li Q, Tang J, Yu Z. Genetic control of morphological traits in ornamental plants under nutrient management. *Plant Science Journal*. 2021;35(5):351-360.
9. Taiz L, Zeiger E, Møller IM, Murphy A. *Plant Physiology and Development*. Sinauer Associates. 2023;9th edition.
10. Wang H, Li R, Li J, Wang Y. Enhancing cut flower production through optimal fertilization: A case study on stem yield. *Floriculture Journal*. 2024;18(1):22-30.
11. Li C, Chen S, Wang P, Gao W. The effects of excessive fertilization on ornamental plant physiology. *Environmental Horticulture Journal*. 2022;25(3):179-188.
12. Wang S, Chen J, Liu B, Zhou Y. The role of nitrogen and organic fertilizers in leaf development of ornamental plants. *Horticultural Science*. 2020;32(2):145-153.
13. Chen D, Lu X, Yang J, Zhang Y. Non-linear responses in leaf morphology to nutrient gradients in ornamental plants. *Botanical Journal*. 2021;17(4):265-276.

Comment [QS15]: A-Z

## APPENDIX

**Table 1:** Summary of Treatments and Results

**Comment [QS16]:** Write it down in the results and discussion

<b>Treatment</b>	<b>Plant Height (cm)</b>	<b>Plant Spread (cm)</b>	<b>Stem Diameter (cm)</b>	<b>Leaf Breadth (cm)</b>	<b>Leaf Length (cm)</b>	<b>Number of Leaves</b>	<b>Harvestable Stems</b>
Control	66.87	41.25	1.18	3.56	7.95	109.66	16.66
T2	69.45	43.67	1.37	3.84	7.55	114.53	18.33
T3	73.34	45.12	1.55	4.03	8.05	120.46	20.5
T4	70.18	44.77	1.29	3.87	7.01	117.88	19.5

UNDER PEER REVIEW